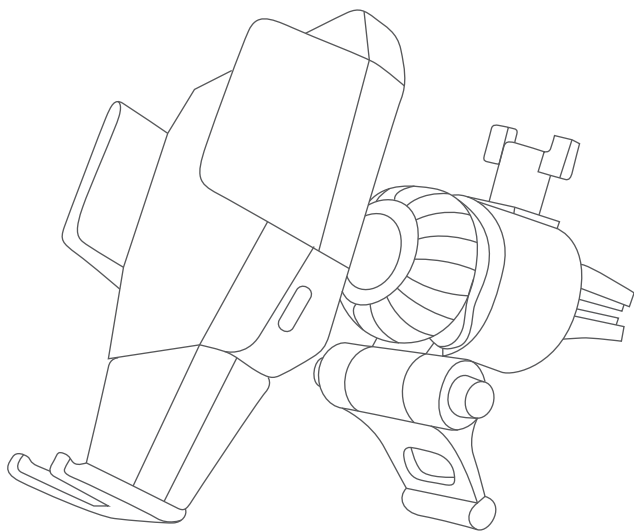


MVENTQI

MACALLY

# VENT MOUNT PHONE HOLDER WITH WIRELESS QI CHARGER

User guide



## USER GUIDE

Thank you for purchasing the Macally MVENTQI. The Macally MVENTQI is a car vent holder that allows you to wirelessly charge any Qi enabled smartphone, with or without a protective case, between 2.1" ~ 4.7"/5,4 ~ 12 cm. The mount has a 360-degree rotatable holder for the best viewing angle which allows you to do hands-free phone calls and use your smartphone as a navigator without blocking your view. The holder has adjustable grips and foot support to easily align your Qi enabled smartphone with the Qi charging coil position for optimal charging and a secure grip. Optimized for wireless fast charging, it charges up to 40% faster than standard Qi wireless chargers (only applicable to smartphones that are also wireless fast charge enabled). It also has built-in FOD which means that when it detects a foreign object on your Qi enabled smartphone, such as a metal plate, the charging process will promptly stop to prevent overheating and damage to your smartphone. The Macally MVENTQI works with most horizontal and vertical air vents, a built-in USB port or USB car charger and any Qi enabled smartphone between 2.1" ~ 4.7"/5,4 ~ 12 cm, like iPhone XS, XR, X, 8 Plus and 8, Samsung Galaxy S9 Plus, S9 and Note 8, Nokia 8 Sirocco, LG G7 ThinQ and V35 ThinQ, Sony Xperia XZ2 and XZ2 Premium, etc.

### About this guide

Before you start using the Macally MVENTQI, be sure to read this guide in its entirety.

### Safety instructions

Please read the following carefully before using this Macally product. Incorrect use of this product may result in reduced performance, permanent damage and void warranty:

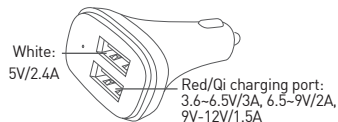
1. Do not place this product near a heat source.
2. Operating temperature of 5°C to 40°C. Storage temperature of 0°C to 60°C.
3. Do not place this product near moisture nor liquids.
4. Operate and store at humidity of 5% to 90% (non-condensing)
5. Do not place heavy objects on this product.
6. Do not drop this product.
7. Do not dispose this product in the garbage. Take it to your local recycling centre.

### Package contents

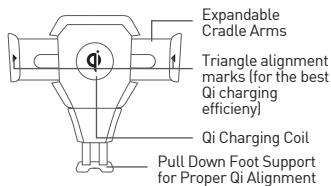
- MVENTQI
- USB car charger
- USB charging cable
- User guide

### Hardware basics

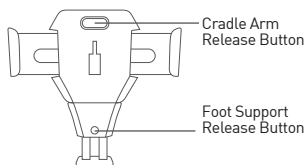
#### USB Car Charger



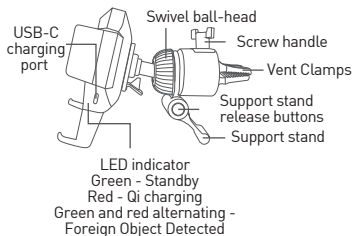
#### Qi Holder Front



#### Qi Holder Back

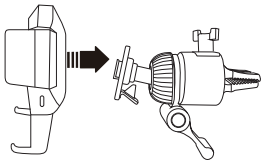


#### Side view



## How to use the MCUPXLQI

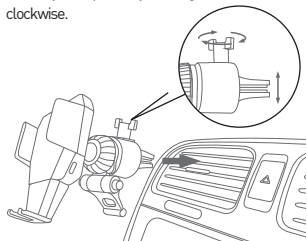
1. Attach the holder to the vent mount by placing holder on top of the base and sliding it downward until it clicks and locks.



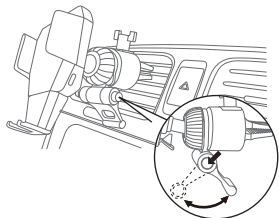
2. Find a visible and reachable location on any of your cars air vents to attach the phone holder.



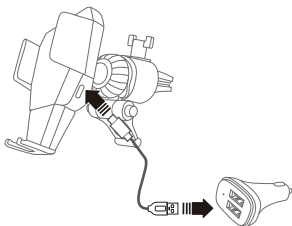
3. Insert the clamp into the air vent and tighten it securely into place by turning the screw handle clockwise.



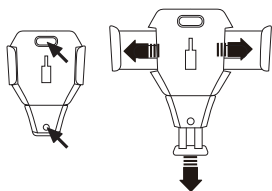
4. Press the support stand release buttons and swivel the stand until it sits on the surface of your vehicle to support the mount.



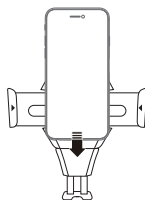
5. Connect the USB-C end of the charging cable to the cradle and the other end into the red USB-A port of the included USB car charger.



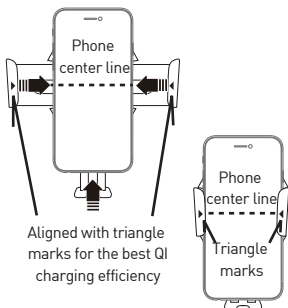
6. Press the holder grip and foot support release buttons on the back of the cradle to expand the arms and pull down the foot support.



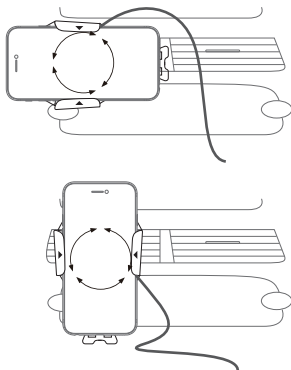
7. Place your smartphone in the holder and align the center of your smartphone with the triangle marks on the grips for best Qi charging efficiency.



8. Push the foot support upward until the bottom of your smartphone rests on it. Press both holder grips inward until they hold the smartphone firmly. Your smartphone will automatically start to charge.



9. To switch between vertical and horizontal viewing angles, simply rotate the holder as needed.



### Warning

- Do NOT mount/unmount/adjust the car phone mount while driving your car. Please pull over and come to a stop where it is safe to do so and does not impede traffic, and only then you can mount/unmount/adjust the car phone mount.
- Do not place any metallic objects on the Qi charger
- Before charging, please remove any protective case with a ring, popsocket, credit card holder and any metal plate from your smartphone. Failing to do so can cause serious damage to your Smartphone and charger!

### Technical support

For tech support please call +1 909 230 6888 or e-mail us at [techsupport@macally.com](mailto:techsupport@macally.com). Tech support hours are from 8:30 AM to 5:30 PM Monday through Friday (Pacific Standard Time).

### Warranty

Macally Peripherals warrants that this product will be free from defects in title, materials and manufacturing workmanship for one year in North America from the date of the purchase. If the product is found to be defective then, as your sole remedy and as the manufacturer's only obligation, Macally will repair or replace the product. This warranty is exclusive and is limited to the Macally MVENTQI. This warranty shall not apply to products that have been subjected to abuse, misuse, abnormal electrical or environmental conditions, or any condition other than what can be considered normal use. The liability of Macally Peripherals arising from this warranty and sale shall be limited to a refund of the purchase price. In no event shall Macally Peripherals be liable for costs of procurement of substitute products or services, or for any lost profits, or for any consequential, incidental, direct or indirect damages, however caused and on any theory of liability, arising from this warranty and sale. These limitations shall apply notwithstanding any failure of essential purpose of any limited remedy.

**MACALLY**