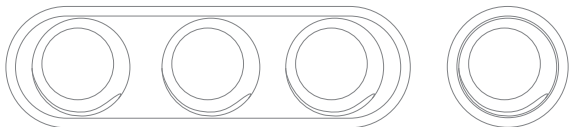


CABLEHOLDMAG

MACALLY



Package content | Contenu de l'emballage | Verpackungsinhalt | Contenido del paquete | Inhoud verpakking | Contenuto della confezione



Installation | Installation | Installation | Instalación | Installatie | Installazione



Important notes | Remarques importantes | Wichtige Hinweise | Notas importantes | Belangrijke opmerkingen | Note important

*For best results, apply enough pressure when you attach the base bar/button to the flat surface and let it sit for 15-20 min before use.

*Pour obtenir un résultat optimal, appliquez une pression suffisante lorsque vous fixez la barre/le bouton de base sur la surface plane et laissez le support reposer pendant 15-20 min avant de l'utiliser.

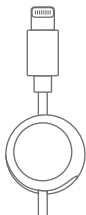
*Für beste Ergebnisse sollten Sie beim Anbringen der Sockelleiste/-fläche auf der ebenen Oberfläche ausreichend Druck ausüben und sie 15-20 min lang vor Gebrauch ruhen lassen.

*Para obtener los mejores resultados, conviene aplicar bastante presión al colocar la base rectangular/circular en la superficie plana y dejar que pegue unos 15-20 min antes de utilizarla.

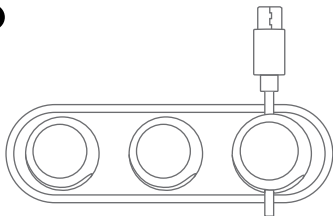
*Voor het beste resultaat voldoende druk uitoefenen bij de bevestiging van de basisstrip/-button op de platte ondergrond. Vervolgens vóór gebruik 15-20 minuten wachten.

*Per ottenere risultati migliori, applicare una pressione sufficiente quando si fa aderire la barra di base/basetta a bottoncino alla superficie piatta e attendere 15-20 min prima dell'utilizzo.

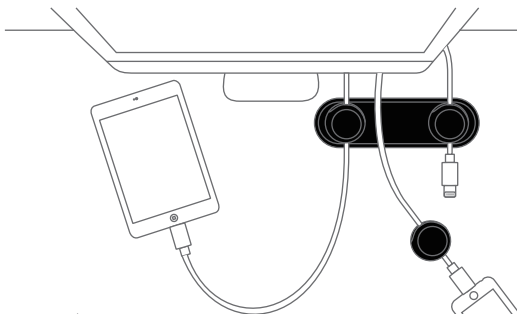
3



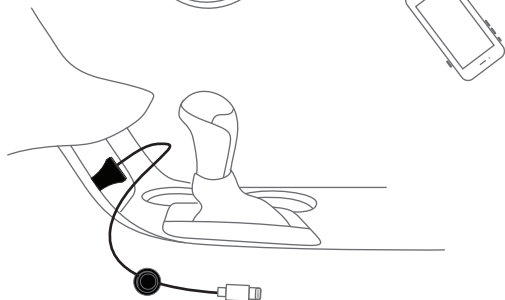
4



5



6



Tech support | Support Technique | Technische Assistenz | Soporte técnico | Technische ondersteuning | Assistenza tecnica

techsupport@macally.com techsupport@macally-europe.com

Warranty | Garantie | Gewährleistung | Garantia | Garantie | Garanzie

www.macally.com www.macally-europe.com