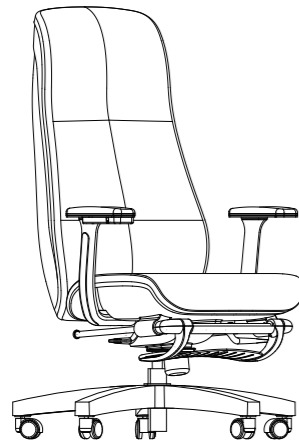




OFFICE MESSAGE CHAIR



Please read all instructions in this manual before using this chair.

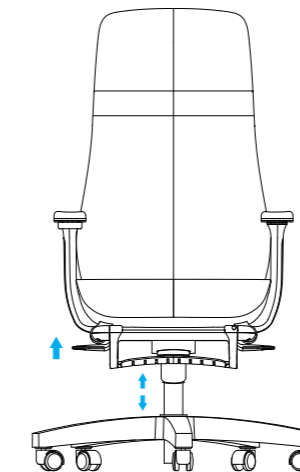
PARTS

CASTER	SEAT	ALLEN WRENCH
LEG BASE	BACKREST	USER MANUAL
GAS LIFT CYLINDER	SCREWS	CHARGER

CHAIR COMPONENTS

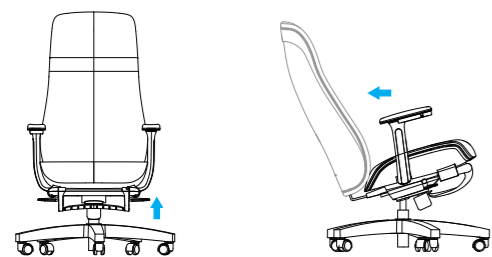


SEAT HEIGHT ADJUSTMENT

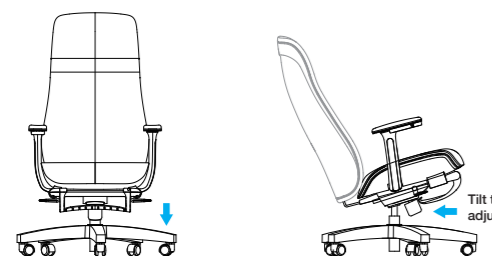


Lift the right paddle up and sit down to lower or sit up to raise.

SEAT ANGLE ADJUSTMENT

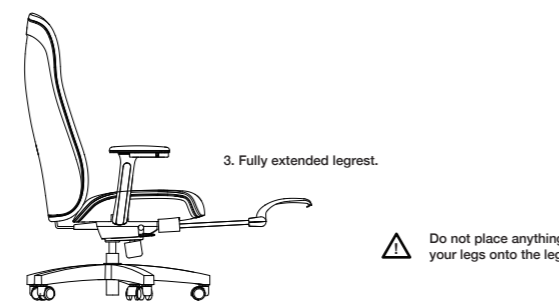
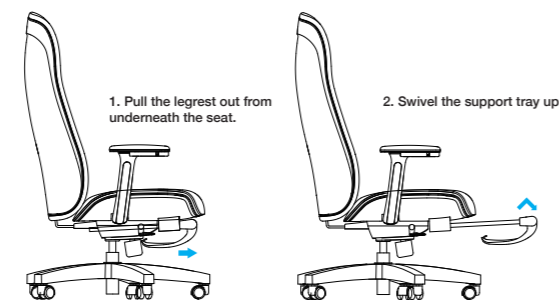


Lift the left paddle up and lean back until desired seat angle is reached.



Press the left paddle down to lock the seat angle position into place.

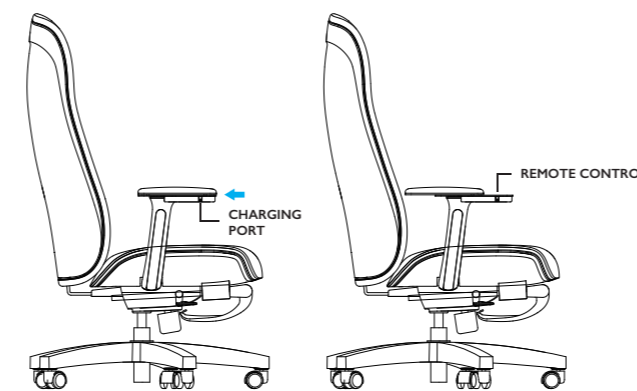
HIDDEN LEGREST



Do not place anything except your legs onto the legrest.

CHARGING INSTRUCTIONS

This chair needs to be charged for 3 hours before using the first time and after 3 hours of use.



CAUTION

- Connect the charging cord to a properly grounded power outlet.
- Do not use the massage chair when you are charging the chair.
- Remove the charging cord from the charging port when charging is complete.
- Charging the chair for longer than 3 hours may shorten the life of the battery.

REMOTE CONTROL

	Press to turn the massage chair ON and OFF.
	Press these buttons to adjust the massage mechanism range to your desired height. This height limit will be stored in memory after the massage is complete. (1)
	Press to select the auto massage programs: full body > upper back > lower back > middle back.
	If equipped with seat massage, press to turn the seat massage ON and OFF.
	Press to select English > Chinese > Korean language.
	Press to select the manual massage programs: clockwise knead > anticlockwise knead > tap > knead & tap.
	Press these buttons to stop the massage mechanism on a specific spot in manual mode. Press and hold the buttons to move the massage mechanism up or down to a desired location. Press an auto or manual program to reactivate the up/down movement of the massage.



(1) PLEASE NOTE: Adjust the height limit so that the rollers stop at the neck area. This will ensure the most comfortable position when not getting a massage.

The massage chair will automatically turn off after 10 minutes.

SAFETY PRECAUTIONS

⚠ DANGER

Connect the charging cord to a properly grounded power outlet. Grounding provides a path of least resistance for electrical current to reduce the risk of electric shock if the chair malfunctions or breaks down.

- This massage chair should only be used for its intended purpose as described in this manual.
- NEVER attempt to repair or modify any electrical or mechanical functions in this chair.
- NEVER operate this chair if it has a damaged power cord or plug, if it is not working properly, if it has been dropped or damaged, or if it has been exposed to water damage.
- Do not place the power cord near heated surfaces, under heavy objects, or in high traffic areas.
- Do not use the chair if the electrical outlet is loose.
- To avoid electric shock, NEVER use wet hands to connect or disconnect the power plug from the electrical outlet.
- Never use the massage chair when your body is wet or damp.
- If you spill liquid onto the chair, immediately turn off the chair.
- Do not operate this chair where flammable products are being used such as aerosol sprays or oxygen.
- Do not put hands or fingers near the rollers when the massage mechanism is operating. Injury may result from rollers squeezing together.
- Always check to make sure there are no obstacles behind the chair and that there is sufficient space to recline.
- Keep children and pets away from the chair when in use.
- Do not operate this chair under a blanket or pillow. Excessive heating can occur and cause fire, electric shock, or injury.
- Do not use the chair if it is damaged or if the covering shows any sign of deterioration such as peeling or cracking.
- Do not use the chair if the fabric is torn or the internal components exposed.
- Do not use any attachments that are not included with this chair.
- Do not place or use this chair outdoors.
- Do not stand on the massage chair or the legrest. Use only while seated.

MEDICAL PRECAUTIONS

⚠ WARNING

- DO NOT USE THIS CHAIR if you have a pacemaker or other medical electronic device inside your body.
- Do not use this chair without consulting your physician if you have a medical condition.
- This chair is not intended for self-treatment of medical conditions that should be managed by a qualified health care provider.
- Do not massage any area of the body that is swollen, inflamed, or has skin eruptions.
- Do not use this chair without consulting your physician if you are pregnant, if you have been recently injured, if you have had surgery, or if you have a malignant tumor.
- If you feel any abnormal discomfort while using this product, stop using and consult your physician.

Despite its benefits, massage isn't meant to replace regular medical care. If you have a medical condition, do not use this product without consulting your physician.

This product is only recommended for healthy adults; it is not suitable for children.

CLEANING INSTRUCTIONS

Use a slightly damp cloth to clean the massage chair. Dry with a soft cloth.

SPECIFICATIONS

Model Name: CORENINE Office Massage Chair
 Rated Voltage: 110v
 Rated Power: 50/60 Hz
 Net Weight: 60 lbs
 Weight Capacity: 265 lbs

WARRANTY

The CORENINE Office Massage Chair has a 1 year parts and in-home/in-shop service warranty. Contact your retail provider if your chair stops working due to a manufacturer's defect within the warranty period.

To activate your warranty go to corenineusa.com > Support > Product Registration.

A 5 year extended warranty can be purchased on our website at corenineusa.com > Support > Warranties > 5-Year Extended Warranty.

To view and download warranty information go to corenineusa.com > Support > Warranties > Office Massage Chair Warranty.

THIS WARRANTY EXCLUDES

- Damage caused by accident, abuse, mishandling, or transport.
- Any modification, disassembly, maintenance, or repair of the chair by anyone other than an authorized service professional. Contact your retail provider if your chair is in need of service.
- The use of any attachments that are not included with this chair.
- Massage chairs that do not have an original receipt with proof of purchase.

TROUBLESHOOTING

PROBLEM	SOLUTION
There are sounds inside the massage chair when it is being used.	This is normal.
The massage chair suddenly stops working when it is being used.	The massage may be complete or you may need to recharge the battery.
The remote control is not working.	You may need to recharge the battery or check to make sure the seat plug is firmly connected to the socket in the lower back of the chair.
The massage chair becomes louder when it is being used.	The massage chair may be overloaded from extended use. Turn off the massage chair for at least 30 minutes.

⚠ If you're unable to solve your problem with troubleshooting, contact your authorized retailer.