

PalaDrive

Power Transmission Solution

M-Series



**In-line helical geared
motor & reducers**

Up to - 160 kW / 20,000 Nm

CM04/1709

Products in the range

Serving a great quality and high efficiency of gear drives, transmission components, electric motors, variable speed drives, starting and stopping assisting devices, linear motion system and motion control system. Palawatr make your demand better beyond expectation.



PalaDrive Series M
Helical Gearmotors



PalaDrive Series G
Helical Worm
Gearmotors



PalaDrive Series F
Parallel Helical Shaft
Mounted



PalaDrive Series K
Right Angle Helical Bevel
Gearmotors



PalaDrive Series A
Worm Gearmotors



PalaDrive Series MG
Helical Gearmotors



PalaDrive
Custom Gear



PalaDrive Series KV
Helical Hypoid
Gearmotors



PalaDrive Series V
Worm Gearmotors



PalaDrive
XF Vauxair



PalaDrive Parallel Shaft
Reducor



PalaDrive Planetary
Gearbox



PalaDrive Shaft Mounted
Reducers



Series BD Screw Jack



PalaFlex
KP Coupling



PalaFlex
Gear Sleeve Coupling



PalaFlex
Chain Coupling



PalaFlex
Pin & Bush Coupling



PalaFlex
Taper Grid Coupling



PalaFlex
Gear Coupling



PalaFlex
Disc Coupling



Kop-Flex
Elastomeric Coupling



Kop-Flex Series H
Gear Coupling



Kop-Flex
Fast Gear Coupling



Kop-Flex
Washon Flexdrive Gear
Coupling



Kop-Flex
KD Disc Coupling



Rotaflex
Fluid Coupling



SurfLock
Shaft Locking Device



PalaFlex
GD Bush



PalaFlex
Split Taper Bush



Taper Tite
Bushing



Taper Tite
Pulleys



Taper Tite
Timing Pulley



PalaFlex
Chain Drives



Power Taked Plus
V section Link Belt



Super T Link
Wedge section Link Belt

Products in the range

Serving a great quality and high efficiency of gear drives, transmission components, electric motors, variable speed drives, starting and stopping assisting devices, linear motion system and motion control system. Palawatr make your demand better beyond expectation.



Safequart
Torque Limiter



Siemens Energy-saving motor with
Improved Efficiency eff2, EPACT, Pole-change Motor
For converter-fed operation



Siemens Explosion-proof
Enclosure EEI de IIC
Motors



Siemens Modular
Concept Motors



Siemens Solution Motors,
Smoke extraction motors,
Mine motors



Vibrating Motor



KINDORON Brake
Fall-safe Brake



Galvi Drum and Disk
Brake



Morse Cam clutch
and Backstop



Emerson Servo motor
and Drives



LS IS Servo Motors
and Drives



Siemens V20 Inverters



Siemens G120 Inverters



Siemens G120C
Inverters



HITACHI NE-S1 Series



HITACHI W200 Series



HITACHI SJPI Series



Heico
Encoder



Heico Dual-Vee
Single Edge Slide
System



Heico POU2
Aluminum Profile Driven
Unit



Heico HD5
Heavy Duty Slide System



Heico GV3
Linear Guide and
Transmission System



Heico DTS
Driven Track System



Heico DLS
Linear Transmission &
Positioning System



Heico SL2
Stainless Steel Based
Slide System



RK SQ II-MT Linear Unit



RK DuoLine



RK Profile Systems



RK Connection Systems



APEX Precision and
Hosing Gearboxes



Maple Systems
Advanced HMI



Maple Systems
Smart HMI's



Maple Systems HMI C



Maple Systems
Industrial Panel PC



Maple Systems
alpha-numeric OI

General Description	1
Unit Designation	2
Explanation And Use Of Ratings And Service Factors	3
Load Classification By Applications	4
Selection Procedure For Motorised Units	5-6
Unit Versions	7
Output Shaft Options	8
Motor Adaptors	9-12
Lubrication	13
Mounting Positions	14
MOTORISED	
Motor Performance	17
Motor Details	18
Additional Motor Features	19
Additional Gearbox Features	20
Exact Ratios	21 - 22
Selection Tables- Geared Motors	23 - 82
Dimension Table- Geared Motors	83 - 90
Motorised Backstop Module	91
REDUCER	
Overhung & Axial Loads On Shafts	93
Ratings- Input/ Output Torque	94 - 105
Dimension Sheets- Speed Reducer	106 - 109
C-Flange (B14) Mounting Dimensions	110
Thermal Power Ratings	111
Fan Cooled Units	112
Reducer Backstop Module	113
Shipping Specifications	114 - 115
Safety Information	116

Series M inline geared motors and reducers provide a very efficient and compact drive solution to meet most requirements up to 160kW with maximum output torque capacity of 20000Nm.

The range takes advantage of many years of accumulated design expertise, together with the use of high quality materials and components. The end result is a series of speed reducing and geared motors offering high load carrying capacity, high efficiency, quiet running and reliability.

The Range Includes

13 sizes of unit with a ratio coverage of 3.6/1 to 56/1 in double reduction and up to 225/1 in triple reduction and 10000/1 in combined units.

Unit Versions Available

Base or Flange Mounted

Unit type M - Motorised with IEC standard motor (IE2)

Unit type D - Motorised with Compact motor (IE2)

Unit type N - Motorised with NEMA standard motor

Unit type H - Motorised with IEC high efficiency (IE3)

Unit type E - Motorised with NEMA high efficiency motor (PREMIUM)

Unit type G - Unit to allow fitting of a standard IEC motor

Unit type A - Unit to allow fitting of NEMA motor

Unit type R - Reducer unit

Unit type S - Reducer unit with fan kit

Unit type W - Reducer unit with backstop CCW rotation

Unit type X - Reducer unit with backstop CW rotation

Unit type Y - Reducer unit with fan and backstop CW rotation

Unit type Z - Reducer unit with fan and backstop CCW rotation

Design Features Include

Patented standard motor connection (IEC or NEMA).

Ability to fit double oil seal input and output as required.

All units being suitable to fit IEC or NEMA standard motors.

All units are dimensionally interchangeable with other major manufacturers.

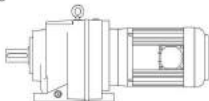
Brake geared motors are available.

Sizes 01, 02, 03, 04, 05, 06 and 07 are all supplied with lubricant.

Sizes 08, 09, 10, 13, 14 and 16 are supplied without lubricant.

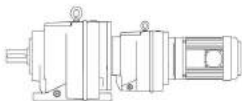
Motorised units can be fitted with a backstop module and reducer units can be fitted with a backstop and fan.

As improvements in design are being made continually this specification is not to be regarded as binding in detail and drawings and capacities are subject to alteration without notice. Certified drawings will be sent on request.



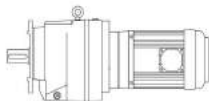
Two stage base mounted motorised

M 0 3 2 2 8 . 0 B M C - 1 A . 7 5 A - -



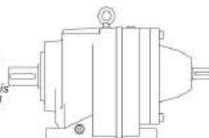
Four stage base mounted motorised

M 0 6 4 2 2 5 0 B M C - 1 A . 1 8 A - -



Three stage flange mounted motorised

M 0 6 3 2 1 2 5 L M C - 1 A . 7 5 A - -



Two stage base mounted reducer

M 0 7 2 2 7 1 . B R C - 1 - - - - -

* Typical unit designations

Series	Size of Unit			No of Reductions	Revision Version	Nominal Overall Ratio		Unit Version	Type of Unit	Output Shaft	Motor Adaptor	Mounting Position		Geared Motor Power	No of Motor Poles	Additional Motor Features	Additional Gearbox Features		
1	2	3	4	5	6	7	8	9	10	11	12	13	14	15	16	17	18	19	20
M																			
M	0	3	2	2	B	.	0	B	M	C	-	1	A	.	7	5	A	-	-

Example*

1 - Series M

Range **M**

2, 3 - Size of Unit

0 1 Through **1 6**

4 - No of Reductions

2 Through **5**

5 - Revision Version

2

6, 7, 8 - Nominal Overall Ratio

eg **8 . 0**

9 - Unit Version

- B** - Base Mounted
- ?** - B5 (D) Flange Mounted (entry dependent on frame size)
- E** - B14 (C) Flange Mounting
- V** - Base and B14 (C) Flange Mounting (Special Orders Only)

10 - Type of Unit

- M** - Motorised with IEC standard motor
- D** - Motorised with Compact Motor
- N** - Motorised with NEMA standard motor
- H** - Motorised with IEC high efficiency motor
- E** - Motorised with NEMA high efficiency motor
- G** - Unit to allow fitting of IEC motor (customer own motor)
- A** - Unit to allow fitting of NEMA motor (customer own motor)
- R** - Reducer unit
- S** - Reducer unit with fan kit
- W** - Reducer unit with backstop CCW rotation
- X** - Reducer unit with backstop CW rotation
- Y** - Reducer unit with fan and backstop CW rotation
- Z** - Reducer unit with fan and backstop CCW rotation

20 - Additional Gearbox Features

Double Oil Seal, Motorised Backstop Etc

eg **- F**

19 - Additional Motor Features

eg **- A**

For Types Without Motor

Enter **-**

18 - No of Motor Poles

- No motor
- 4 Pole (Std) 1500 rpm **A** 1800 rpm **B**
- 4 Pole (High) 1500 rpm **K** 1800 rpm **L**
- 6 Pole (Std) 1000 rpm **C** 1200 rpm **D**
- 6 Pole (High) 1000 rpm **M** 1200 rpm **N**
- 2 Pole 3000 rpm **E** 3600 rpm **F**
- 8 Pole 750 rpm **G** 900 rpm **H**
- S** Dual speed or special motor

15, 16, 17 - Geared Motor Powers

Motor Power Required

eg **- 7 5**

For reducer and non standard motor types enter **- - -**

13, 14 - Mounting Position

eg **2 B**

12 - Motor Adaptor For Unit Types

Column 10 Entries M, N, H, E, G or A
For All Other Types Enter **-**

11 - Output Shaft

- C** - Standard
- N** - Inch

* This Page May Be Photocopied Allowing The Customer To Enter Their Order.

EXPLANATION & USE OF RATINGS & SERVICE FACTORS

A gear unit selection is made by comparing actual loads with catalogue ratings. Catalogue ratings are based on a standard set of loading conditions, whereas actual load conditions vary according to type of application. Service Factors are therefore used to calculate an equivalent load to compare with catalogue ratings.

i.e. Equivalent Load = Actual Load x Service Factor

Mechanical Ratings and Service Factors Fm and Fs

Mechanical ratings measure capacity in terms of life and/or strength, assuming 10 hr/day continuous running under uniform load conditions.

Catalogue ratings allow 100% overload at starting, braking or momentarily during operation up to 10 hours per day.

The unit selected must therefore have a catalogue rating at least equal to half maximum overload.

Mechanical Service Factor Fm (Table 1) is used to modify the actual load according to daily operating time, and type of loading.

Load characteristics for a wide range of applications are detailed in Table 3 opposite, which are used in deciding the appropriate Service Factor Fm from Table 1.

If overloads can be calculated, or accurately assessed, actual loads should be used instead of Fm.

For units subjected to frequent stop/starts overloads in excess of 10 times/day multiply factor Fm x Factor Fs (table 2).

For applications where units are to operate in extremely dusty or moist/humid atmospheres unit selection should be referred to application engineering.

Table 1. Mechanical Service Factor (Fm)

Prime Mover	Duration of Service Hours per day	Load Classification-Driven Machine		
		Uniform mass acceleration factor ≤ 0.2	Moderate mass acceleration factor ≤ 3	Heavy mass acceleration factor ≤ 10
Electric Motor, Steam Turbine or Hydraulic Motor	< 3	0.80	1.00	1.50
	3 - 10	1.00	1.25	1.75
	> 10	1.25	1.50	2.00
Multi-cylinder Internal Combustion Engine	< 3	1.00	1.25	1.75
	3 - 10	1.25	1.50	2.00
	> 10	1.50	1.75	2.25
Single-cylinder Internal Combustion Engine	< 3	1.25	1.50	2.00
	3 - 10	1.50	1.75	2.25
	> 10	1.75	2.00	2.50

Mass acceleration factor = $\frac{\text{all external moments of inertia}^*}{\text{moment of inertia of driving motor}}$

* calculated with reference to the motor speed

Table 2. Number of Starts Factor (Fs)

Start / Stops per hour (1)	1	5	10	40	60	≥ 200
Factor Fs	1.00	1.03	1.06	1.10	1.15	1.20

Note: Intermediate values are obtained by linear interpolation

Load Classifications - U =Uniform Load M =Moderate Shock Load H =Heavy Shock Load † =Consult our Engineers

Agitators		Elevators		Machine Tools		Pumps	
Pure liquids	U	Bucket - Uniform load	U	Bending roll	M	Centrifugal proportioning	U
Liquids and solids	M	Bucket - Heavy load	U	Punch press	H	Proportioning	M
Liquids variable density	M	Bucket - Continuous	U	Notching press	H	Reciprocating	U
		Centrifugal discharge	U	Plate planer	H	Single acting 3+ cylinders	M
Blowers		Escalators	U	Other machine tools		Double acting 2+ cylinders	M
Centrifugal	U	Freight	U	Main drive	M	Single acting 1 & 2 cylinders	†
Lobe	M	Gravily discharge	U	Aux drive	U	Double acting 1 cylinder	†
Vane	U	Passenger lifts	†			Rotary- gear type	U
				Metal mills		Rotary-lobe type/vane	U
Brewing & distilling		Fans		Corrage/main drive	M		
Bottling machinery	M	Centrifugal	U	Draw bench	M	Sand muller	M
Brew Kettles	M	Cooling towers		Dryer	M		
Cookers	M	Induced draft	†	Flattening machinery	M	Sewage treatment	
Mash tubs	M	Forced draft	†	Pinch drive	M	Bar screen	U
Scale hopper	M	Fan - Large diameter induced draft	M	Reversing sitters	M	Chemical feeder	U
		Fan - Light, small diameter	M	Scrubber rolls	M	Collector	U
				Table conveyors		Dewatering screw	M
Can filling machinery	M	Feeders		Group drives	H	Mixers	M
		Apron	M	Individual drives	H	Scum breaker	M
Crane knife	M	Belt	M	Table conveyors- reversing	H	Thickness	M
		Disc	M	Wire draw	M	Vacuum filters	M
Car dumper	M	Reciprocating	U	Wire roll	M		
		Screw	H			Screens	
Car pulley	M			Mills		Air washing	U
		Food industry		Cement kiln	H	Rotary, stone or gravel	M
Clarifier	U	Cereal cooker	U	Dryer, Cooler	H	Traveling water intake	U
		Dough mixer	M	Kiln (other)	H		
Classifier	M	Meal grinder	M	Rod plain	H	Slab pushers	M
		Meat slicer	M	Rod wedge bar	H		
				Rotary/ Bat	H	Slewing	H
Clay wokring machinery		Generators - not welding	U	Tumbling barrel	H		
Brick press	H					Steering gear	†
Briqueite machine	H	Hammer mills	H				
Clay working machinery	M			Mixers		Stokers	U
Plug mill	M	Heavy duty	H	Concrete	U		
		Medium duty	M	Cons density	M	Sugar industry	
Compressors		Skip hoist	M	Variable density	M	Can knife	M
Centrifugal	U			Oil industry		Crusher	M
Lobe	M	Laundry		Chiller's	M	Mills	M
Reciprocating	M	Tumbler	M	Oil well pump	M		
Multi cylinder	H	Washer	M	Filter press	M	Textile industry	
Single cylinder	M			Rotary kiln	M	Bolchers	M
		Line shafts				Calendars	M
Conveyors - Light duty uniform load		Agv duty	M	Paper industry		Cards	M
Apron	U	Light duty	U	Agitator (mixer)	M	Dry cans	M
Assembly	U			Barker (hydraulic)	H	Dryers	M
Belt	U	Lumber industry		Barker (mechanical)	H	Dyeing machinery	M
Bucket	U	Barkers	M	Barking drum	H	Knitting machinery	M
Chain	U	Bumer conveyor	H	Battler & Pulper	M	Looms	M
Flight	U	Chain/ Drag saw	H	Bleacher	U	Mangles	M
Oven	U	Chain transfer	H	Calenders	M	Nappers	M
Screw	U	Chain way transfer	H	Calenders- super	H	Pads	M
		De- barking drum	H	Converting machine	H	Range drive	M
Conveyors - Heavy duty uniform load		Edger feed	M	Conveyors	U	Slashers	M
Apron	M	Gang feed	M	Couch	M	Soapers	M
Assembly	M	Green chain	M	Cutters - plates	H	Spinners	M
Belt	M	Live roll	H	Cylinders	M	Terer frame	M
Bucket	M	Log deck	H	Dryers	M	Washers	M
Chain	M	Log haul	H	Felt stretcher	M	Winders	M
Flight	M	Log turning	H	Felt whipper	H		
Live roll	†	Log conveyor	H	Jordans	H	Windlass	†
Oven	M	Log bearing roll	M	Log haul	M		
Reciprocating	M	Planer load chains	M	Prosses	M		
Scum	M	Planer hoist	M	Stock chest	M		
Shaker	M	Re-saw conveyor	M	Suction roll	M		
		Roll cases	H	Washers & thickeners	M		
Cranes	†	Slab conveyor	H	Winders	M		
		Sorting table - triple hoist	M				
Crusher		Triple hoist - Drive /conveyor	M	Printing presses	†		
Ore	H	Transfer conveyor	M				
Stone	H	Transfer roll	M	Pullers			
Sugar	H	Tray drive	M	Barge haul	H		
		Trimmer feed	M				
Dredger	M	Waster conveyor	M				
Cable reals	M	Small waste conveyor (belt)	U				
Conveyors	M	Small waste conveyor (chain)	U				
Cutter head drive	H						
Pumps	M						
Screen drive	M						
Stackers	M						
Winches	M						

SELECTION PROCEDURE FOR MOTORISED UNITS

EXAMPLE APPLICATION DETAILS

Absorbed power of driven machine = 0.7 kW
 Output speed of gearbox or input speed of machine = 63 rev/min
 Application = Uniformly loaded belt conveyor
 Duration of service (hours per day) = 24hrs
 Mounting position = 1
 Ambient temperature = 20°C
 Running time (%) = 100%

2 DETERMINE REQUIRED OUTPUT TORQUE AT GEARBOX OUTPUT SHAFT

$$\text{Absorbed output torque} = \frac{\text{Absorbed power} \times 9550}{\text{Gearbox output speed}}$$

$$\frac{0.7 \times 9550}{63} = 106 \text{ Nm}$$

1 DETERMINE MECHANICAL SERVICE FACTOR (Fm)

Refer to Load Classification by Application, table 3, page 4
 Application = Uniformly loaded belt conveyor

Conveyors-uniformly loaded or fed		U = Uniform load
apron	U	
assembly	U	
belt	U	
bucket chain	U	

Refer to mechanical service factor (Fm), table 1, page 3

Duration of service (hours per day) = 24hrs

Prime mover	Duration of service-hrs per day	Load classification-drive	
		Uniform	Moderate
Electric motor, steam turbine or hydraulic motor	< 3	0.80	1.00
	3 - 10	1.00	1.25
	>10	1.25	1.50

Therefore mechanical service factor (Fm) = 1.25

If the unit is subject to frequent starts/stops Fm must be multiplied by factor Fs (see table 2 page 3)

3 SELECT GEARED MOTOR

Refer to selection table one motor size larger than absorbed power.
 Absorbed power = 0.7 kW, therefore refer to 0.75 kW selection table.

Always select from 4 POLE selection table in the first instance as this offers a more economical solution.

Required output speed of gearbox = 63 rev/min - Choose the nearest speed = 65 rev/min

0.75 kW

4 POLE

N2	i	M2 Nm	Fm	N	UNIT DESIGNATION	kg	Motor Frame Size
Output Speed	Ratio	Output Torque	Service Factor	Overhung Load	Column Entry 1 - 20 Spaces to be filled when entering order	Weight of Base Mount Unit	Motor Frame Size (L)
178	8.00	40	3.47	3417	M02228.0_M_...75A-	30	80
156	9.09	45	3.14	3425	M02229.0_M_...75A-	30	80
127	11.15	55	2.65	3506	M022211_M_...75A-	30	80
115	12.37	61	2.45	3565	M022212_M_...75A-	30	80
101	14.05	69	2.22	3734	M022214_M_...75A-	30	80
89	15.97	79	2.04	3926	M022216_M_...75A-	30	80
81	17.58	87	1.86	4056	M022218_M_...75A-	30	80
70	20.23	100	1.61	4000	M022220_M_...75A-	30	80
65	21.99	109	1.48	4000	M022222_M_...75A-	30	80
54	26.40	130	1.24	4000	M022228_M_...75A-	30	80

4 CHECK OUTPUT TORQUE

Output torque (M2) of selected unit must be equal or more than required output torque at gearbox outputshaft.

Required output torque of gearbox outputshaft = 106 Nm

0.75 kW

4 POLE

N2	i	M2 Nm	Fm	N	UNIT DESIGNATION	kg	Motor Frame Size
Output Speed	Ratio	Output Torque	Service Factor	Overhung Load	Column Entry 1 Through 20 Spaces to be filled when entering order	Weight of Base Mount Unit	Motor Frame Size (L)
178	8.00	40	3.47	3417	M02228.0_M_...75A-	30	80
156	9.09	45	3.14	3425	M02229.0_M_...75A-	30	80
127	11.15	55	2.65	3506	M022211_M_...75A-	30	80
115	12.37	61	2.45	3565	M022212_M_...75A-	30	80
101	14.05	69	2.22	3734	M022214_M_...75A-	30	80
89	15.97	79	2.04	3926	M022216_M_...75A-	30	80
81	17.58	87	1.86	4000	M022218_M_...75A-	30	80
70	20.23	100	1.61	4000	M022220_M_...75A-	30	80
65	21.99	109	1.48	4000	M022222_M_...75A-	30	80
54	26.40	130	1.24	4000	M022228_M_...75A-	30	80

Go to point 5

5 CHECK SERVICE FACTOR

Service factor (F_m) of selected unit must be equal or more than required service factor.

Required service factor of gearbox = 1.25

0.75 kW		N2	i	M2 Nm	F_m	N	UNIT DESIGNATION	kg	
4 POLE		Output Speed	Ratio	Output Torque	Service Factor	Overhung Load	Column Entry 1 Through 20 Spaces to be filled when entering order	Weight of Base Mount Unit	Motor Frame Size
		178	8.00	40	3.47	3417	M02228.0_M_...75A-	30	80
		156	9.09	45	3.14	3425	M02229.0_M_...75A-	30	80
		127	11.15	55	2.65	3506	M02211.M_...75A-	30	80
		115	12.37	61	2.45	3565	M02212.M_...75A-	30	80
		101	14.05	69	2.22	3734	M02214.M_...75A-	30	80
		89	15.97	79	2.04	3926	M02216.M_...75A-	30	80
		81	17.58	87	1.86	4000	M02218.M_...75A-	30	80
		70	20.23	100	1.61	4000	M02220.M_...75A-	30	80
		65	21.69	109	1.48	4000	M02222.M_...75A-	30	80

Selected unit's service factor (F_m) = 1.48 therefore unit is acceptable.

Alternatively a M03 unit could be selected which has a greater service factor

0.75 kW		N2	i	M2 Nm	F_m	N	UNIT DESIGNATION	kg	
4 POLE		Output Speed	Ratio	Output Torque	Service Factor	Overhung Load	Column Entry 1 Through 20 Spaces to be filled when entering order	Weight of Base Mount Unit	Motor Frame Size
		156	9.09	43	3.76	2707	M03229.0_M_...75A-	30	80
		127	11.15	55	3.28	2667	M03211.M_...75A-	30	80
		115	12.37	61	3.07	2749	M03212.M_...75A-	30	80
		101	14.05	69	2.81	2935	M03214.M_...75A-	30	80
		89	15.97	79	2.63	3148	M03216.M_...75A-	30	80
		81	17.58	87	2.42	3284	M03218.M_...75A-	30	80
		70	20.23	100	2.11	3496	M03220.M_...75A-	30	80
		65	21.99	109	1.94	3603	M03222.M_...75A-	30	80
		54	26.40	130	1.63	3366	M03228.M_...75A-	30	80

Selected unit's service factor (F_m) = 1.94 therefore unit is acceptable.

6 CHECK OVERHUNG LOADS

If sprocket, gear, etc is mounted on the output shaft then refer to Overhung Loads Procedure, and compare with the allowable overhung load (N) of the selected unit (the overhung loads procedure is listed in the reducer section of the catalogue)

Allowable overhung load (N) must be equal or more than calculated overhung load (P)

0.75 kW		N2	i	M2 Nm	F_m	N	UNIT DESIGNATION	kg	
4 POLE		Output Speed	Ratio	Output Torque	Service Factor	Overhung Load	Column Entry 1 Through 20 Spaces to be filled when entering order	Weight of Base Mount Unit	Motor Frame Size
		156	9.09	45	3.76	2707	M03229.0_M_...75A-	30	80
		127	11.15	55	3.28	2667	M03211.M_...75A-	30	80
		115	12.37	61	3.07	2749	M03212.M_...75A-	30	80
		101	14.05	69	2.81	2935	M03214.M_...75A-	30	80
		89	15.97	79	2.63	3148	M03216.M_...75A-	30	80
		81	17.58	87	2.42	3284	M03218.M_...75A-	30	80
		70	20.23	100	2.11	3496	M03220.M_...75A-	30	80
		65	21.99	109	1.94	3603	M03222.M_...75A-	30	80
		54	26.40	130	1.63	3366	M03228.M_...75A-	30	80

NOTE: If any of the following conditions occur then consult Application Engineering:-

- Mass acceleration factor > 10
- Ambient temperature is above 60°C

Unit Versions Column 9 Entry

- B** - Base Mounted
E - Flange mount with B14 (C) Flange Mounting

Flange Mounted

Letter Entry Depends on Flange Diameter See tables below

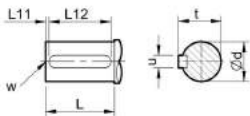
Flange Diameter	Column 9 Entry	Flange Diameter	Column 9 Entry
120	H	300	P
140	J	350	R
160	K	450	S
200	L	550	T
250	N	660	U

Size				Flange Dia	Column 9 Entry
Double	Triple	Quadruple	Quintuple		
M0122	M0132	-	-	120	H
				140	J
				160	K
				200	L
M0222	M0232	-	-	120	H
				140	J
				160	K
				200	L
M0322	M0332	M0342	M0352	120	H
				140	J
				160	K
				200	L
M0422	M0432	M0442	M0452	140	J
				160	K
				200	L
				250	N
M0522	M0532	M0542	M0552	140	J
				160	K
				200	L
				250	N
M0622	M0632	M0642	M0652	200	L
				250	N
				300	P
				200	L
M0722	M0732	M0742	M0752	250	N
				300	P
				300	P
				350	R
M0822	M0832	M0842	M0852	350	R
				450	S
M0922	M0932	M0942	M0952	350	R
				450	S
M1022	M1032	M1042	M1052	350	R
				450	S
M1322	M1322	M1342	M1352	450	S
				550	T
M1422	M1422	M1342	M1452	450	S
				550	T
M1622	M1632	M1642	M1652	550	T
				660	U

OUTPUT SHAFT OPTIONS

Outputshaft Options

* Inch shaft has an open ended keyway, therefore no 'L11' dimension is required.



Column 11 Entry

C Standard

N Inch

Outputshaft options - double, triple, quadruple and quintuple reduction

Size	Output shaft	Column 11 entry	Dimensions in mm (inch shaft in inches)							
			ød	L	L11	L12	t	u	w	
M01	Standard	C	20.015 / 20.002	40	4	32	22.5	6	M6 x 16	
	Inch *	N	0.7500" / 0.7495"	1.575"	-	1.38"	0.829"	0.19"	0.25" UNF x 0.63"	
M02	Standard	C	25.015 / 25.002	50	4	40	28	8	M10 x 22	
	Inch *	N	1.0000" / 0.9995"	1.969"	-	1.68"	1.106"	0.25"	0.25" UNF x 0.71"	
M03	Standard	C	25.015 / 25.002	50	4	40	28	8	M10 x 22	
	Inch *	N	1.0000" / 0.9995"	1.969"	-	1.68"	1.106"	0.25"	0.25" UNF x 0.71"	
M04	Standard	C	30.015 / 30.002	60	4	50	33	8	M10 x 22	
	Inch *	N	1.2500" / 1.2495"	2.362"	-	2.12"	1.359"	0.25"	0.375" UNF x 0.86"	
M05	Standard	C	35.018 / 35.002	70	7	60	38	10	M12 x 28	
	Inch *	N	1.3750" / 1.3745"	2.756"	-	2.53"	1.507"	0.31"	0.375" UNF x 0.75"	
M06	Standard	C	35.018 / 35.002	70	7	60	38	10	M12 x 28	
	Inch *	N	1.3750" / 1.3745"	2.756"	-	2.53"	1.507"	0.31"	0.375" UNF x 0.75"	
M07	Standard	C	40.018 / 40.002	80	5	70	43	12	M16 x 36	
	Inch *	N	1.6250" / 1.6240"	3.150"	-	2.53"	1.764"	0.38"	0.625" UNF x 1.25"	
M08	Standard	C	50.018 / 50.002	100	10	80	53.5	14	M16 x 36	
	Inch *	N	2.1250" / 2.1240"	3.937"	-	3.00"	2.338"	0.5"	0.75" UNF x 1.50"	
M09	Standard	C	60.030 / 60.011	120	5	100	64	18	M20 x 42	
	Inch *	N	2.3750" / 2.3740"	4.72"	-	4.00"	2.65"	0.625"	0.75" UNF 1.65"	
M10	Standard	C	70.030 / 70.011	140	7	110	74.5	20	M20 x 42	
	Inch *	N	2.875" / 2.874"	5.51"	-	5.00"	3.20"	0.75"	0.75" UNF 1.65"	
M13	Standard	C	90.035 / 90.013	170	5	140	95	25	M24 x 50	
	Inch *	N	3.625" / 3.624"	6.69"	-	6.30"	4.01"	0.875"	1.0" UNF 1.97"	
M14	Standard	C	110.035 / 110.013	210	10	180	116	28	M24 x 3.0, 50	
	Inch *	N	4.000" / 3.999"	8.27"	-	8.00"	4.44"	1.00"	1.0" UNF 1.97"	
M16	Standard	C	120.035 / 120.13	210	5	200	127	32	M24 x 50	
	Inch *	N	5.000" / 4.999"	8.27"	-	8.00"	5.50"	1.25"	1.0" UNF x 1.97"	

Double Reduction Units

Compact Motor 4 Pole - Column 12 Entry - D

Power	M0122	M0222	M0322	M0422	M0522	M0622	M0722	M0822
0.25 Kw	3.6-9.0	11-56	16-56	12-56	3.6-11	12-56	11-56	3.6-14
0.37 Kw	•••••	•••••	•••••	•••••	•••••	•••••	•••••	•••••
0.55 Kw	•••••	•••••	•••••	•••••	•••••	•••••	•••••	•••••
0.75 Kw	•••••	•••••	•••••	•••••	•••••	•••••	•••••	•••••
1.1 Kw	•••••	•••••	•••••	•••••	•••••	•••••	•••••	•••••
1.5 Kw	•••••	•••••	•••••	•••••	•••••	•••••	•••••	•••••
2.2 Kw	•••••	•••••	•••••	•••••	•••••	•••••	•••••	•••••
3.0 Kw	•••••	•••••	•••••	•••••	•••••	•••••	•••••	•••••
4.0 Kw	•••••	•••••	•••••	•••••	•••••	•••••	•••••	•••••
5.5 Kw	•••••	•••••	•••••	•••••	•••••	•••••	•••••	•••••
7.5 Kw	•••••	•••••	•••••	•••••	•••••	•••••	•••••	•••••

Standard Motor IEC B14- Column 12 entry

Motor	M0122	M0222	M0322	M0422	M0522	M0622	M0722
71	H	H	H	H	L	L	L
80	B	B	B	B	N	N	N
90	R	R	R	R	N	N	N
100	D	D	D	D	L	L	L
112	R	R	R	R	L	L	L
132	D	D	D	D	B	B	B

Standard Motor IEC B5- Column 12 entry

Motor	M0122	M0222	M0322	M0422	M0522	M0622	M0722	M0822	M0922	M1022	M1322	M1422	M1622
63	F	F	F	F	V	V	V	V	V	A	A	A	A
71	A	A	A	A	K	K	K	K	K	H	H	H	H
80	C	C	C	C	A	A	A	A	A	J	J	J	J
90	O	O	O	O	A	A	A	A	A	J	J	J	J
100	D	D	D	D	A	A	A	A	A	L	L	L	L
112	D	D	D	D	A	A	A	A	A	L	L	L	L
132	C	C	C	C	A	A	A	A	A	L	L	L	L
160	N	N	N	N	P	P	P	P	P	C	C	C	C
180	N	N	N	N	P	P	P	P	P	C	C	C	C
200	N	N	N	N	P	P	P	P	P	C	C	C	C
225	N	N	N	N	P	P	P	P	P	C	C	C	C
250	N	N	N	N	P	P	P	P	P	C	C	C	C
280	N	N	N	N	P	P	P	P	P	C	C	C	C
315	N	N	N	N	P	P	P	P	P	C	C	C	C

NEMA Motor C Face- Column 12 entry

Motor	M0122	M0222	M0322	M0422	M0522	M0622	M0722	M0822	M0922	M1022	M1322	M1422	M1622
56C	T	T	T	T	U	U	U	U	U	L	L	L	L
143/145TC	V	V	V	V	U	U	U	U	U	L	L	L	L
182/184TC	X	X	X	X	U	U	U	U	U	L	L	L	L
213/215TC	•	•	•	•	U	U	U	U	U	L	L	L	L
254/256TC	•	•	•	•	U	U	U	U	U	L	L	L	L
284/286TC	•	•	•	•	U	U	U	U	U	L	L	L	L
324/326TC	•	•	•	•	U	U	U	U	U	L	L	L	L
364/365TC	•	•	•	•	U	U	U	U	U	L	L	L	L
404/405TC	•	•	•	•	U	U	U	U	U	L	L	L	L
444/445TC	•	•	•	•	U	U	U	U	U	L	L	L	L

Triple Reduction Units

Compact Motor 4 Pole - Column 12 Entry - D

Power	M0132	M0232	M0332	M0432	M0532	M0632	M0732	M0832	M0932
	56 - 200	56 - 200	56 - 200	56 - 200	56 - 200	63 - 225	56 - 200	56 - 200	56 - 200
0.25 Kw	•	•	•	•	•	•	•	•	•
0.37 Kw	•	•	•	•	•	•	•	•	•
0.55 Kw	•	•	•	•	•	•	•	•	•
0.75 Kw	•	•	•	•	•	•	•	•	•
1.1 Kw	•	•	•	•	•	•	•	•	•
1.5 Kw	•	•	•	•	•	•	•	•	•
2.2 Kw	•	•	•	•	•	•	•	•	•
3.0 Kw	•	•	•	•	•	•	•	•	•
4.0 Kw	•	•	•	•	•	•	•	•	•
5.5 Kw	•	•	•	•	•	•	•	•	•
7.5 Kw	•	•	•	•	•	•	•	•	•

Standard Motor IEC B14- Column 12 entry

Motor	M0132	M0232	M0332	M0432	M0532	M0632	M0732	M0832
	56 - 200	56 - 200	56 - 200	56 - 200	56 - 200	63 - 225	56 - 200	56 - 200
71	H	H	H	H	H	H	G	G
80	K	K	K	K	K	K	J	J
90	R	R	R	R	R	R	L	L
100	S	S	S	S	S	S	L	L
112	S	S	S	S	S	S	L	L
132	-	-	-	-	-	-	-	N

Standard Motor IEC B5- Column 12 entry

Motor	M0132	M0232	M0332	M0432	M0532	M0632	M0732	M0832	M0932	M1032	M1332	M1432	M1632		
	56 - 200	56 - 200	56 - 200	56 - 200	56 - 200	63 - 225	56 - 200	56 - 200	56 - 200	56 - 200	45 - 50	56 - 200	45 - 50	56 - 200	40 - 125
63	F	F	F	F	F	F	V	-	-	-	-	-	-		
71	G	G	G	G	G	G	D	-	-	-	-	-	-		
80	J	J	J	J	J	J	F	-	-	-	-	-	-		
90	Q	Q	Q	Q	Q	Q	H	-	-	-	-	-	-		
100	-	-	-	-	-	-	K	-	-	-	-	-	-		
112	-	-	-	-	-	-	K	-	-	-	-	-	-		
132	-	-	-	-	-	-	K	-	-	-	-	-	-		
160	-	-	-	-	-	-	M	-	-	-	-	-	-		
180	-	-	-	-	-	-	P	-	-	-	-	-	-		
200	-	-	-	-	-	-	-	-	-	-	-	-	-		
225	-	-	-	-	-	-	-	-	-	-	-	-	-		
250	-	-	-	-	-	-	-	-	-	-	-	-	-		
280	-	-	-	-	-	-	-	-	-	-	-	-	-		

NEMA Motor C Face- Column 12 entry

Motor	M0132	M0232	M0332	M0432	M0532	M0632	M0732	M0832	M0932	M1032	M1332	M1432	M1632		
	56 - 200	56 - 200	56 - 200	56 - 200	56 - 200	63 - 225	56 - 200	56 - 200	56 - 200	56 - 200	45 - 50	56 - 200	45 - 50	56 - 200	40 - 125
56C	U	U	U	U	U	U	Q	Q	M	-	-	-	-		
143/145TC	W	W	W	W	W	W	R	R	N	-	-	-	-		
182/184TC	-	-	-	-	-	-	T	T	P	-	-	-	-		
213/215TC	-	-	-	-	-	-	-	V	S	-	-	-	-		
254/256TC	-	-	-	-	-	-	-	-	U	-	-	-	-		
284/286TC	-	-	-	-	-	-	-	-	U	-	-	-	-		
324/326TC	-	-	-	-	-	-	-	-	U	-	-	-	-		
364/365TC	-	-	-	-	-	-	-	-	U	-	-	-	-		
404/405TC	-	-	-	-	-	-	-	-	U	-	-	-	-		

Quadruple Reduction Units

Compact Motor 4 Pole - Column 12 Entry - D

Power	M0342	M0442	M0542	M0642	M0742	M0842	M0942	M1042	M1342	M1442
	All Ratios	All Ratios	All Ratios	All Ratios	All Ratios	All Ratios	All Ratios	All Ratios	All Ratios	All Ratios
0.25 Kw	*	*	*	*	*	*	*	*	*	*
0.37 Kw	*	*	*	*	*	*	*	*	*	*
0.55 Kw	*	*	*	*	*	*	*	*	*	*
0.75 Kw	*	*	*	*	*	*	*	*	*	*
1.1 Kw
1.5 Kw
2.2 Kw
3.0 Kw
4.0 Kw
5.5 Kw
7.5 Kw

Standard Motor IEC B14- Column 12 entry

Motor	M0342	M0442	M0542	M0642	M0742	M0842	M0942	M1042	M1342	M1442
	All Ratios	All Ratios	All Ratios	All Ratios	All Ratios	All Ratios	All Ratios	All Ratios	All Ratios	All Ratios
71	H	H	H	H	H	H
80	K	K	K	K	K	K	G	G	G	G
90	R	R	R	R	R	R	J	J	J	J
100	S	S	S	S	S	S	L	L	L	L
112	S	S	S	S	S	S	L	L	L	L
132	N	N	N	N

Standard Motor IEC B5- Column 12 entry

Motor	M0342	M0442	M0542	M0642	M0742	M0842	M0942	M1042	M1342	M1442	M1642
	All Ratios	All Ratios	All Ratios	All Ratios	All Ratios	All Ratios	All Ratios	All Ratios	All Ratios	All Ratios	All Ratios
63	F	F	F	F	F	V	V
71	G	G	G	G	G	D	D
80	J	J	J	J	J	F	F	F	F	F	F
90	Q	Q	Q	Q	Q	H	H	H	H	H	T
100	K	K	K	K	K	G
112	K	K	K	K	K	G
132	P	P	M	M	M	H
160	P	P	P	J

NEMA Motor C Face- Column 12 entry

Motor	M0342	M0442	M0542	M0642	M0742	M0842	M0942	M1042	M1342	M1442	M1642
	All Ratios	All Ratios	All Ratios	All Ratios	All Ratios	All Ratios	All Ratios	All Ratios	All Ratios	All Ratios	All Ratios
56C	U	U	U	U	U	Q	Q	Q	Q	Q	.
143/145TC	W	W	W	W	W	R	R	R	R	R	.
182/184TC	T	T	T	T	T	S
213/215TC	V	V	V	T
254/256TC	U
284/286TC	V

Quintuple Reduction Units

Compact Motor 4 Pole - Column 12 Entry - D

Power	M0352	M0452	M0552	M0652	M0752	M0852	M0952	M1052	M1352	M1452	M1652
	All Ratios	All Ratios	All Ratios	All Ratios	All Ratios	All Ratios	All Ratios	All Ratios	All Ratios	All Ratios	All Ratios
0.25 Kw	•	•	•	•	•	•	•	•	•	•	•
0.37 Kw	•	•	•	•	•	•	•	•	•	•	•
0.55 Kw	•	•	•	•	•	•	•	•	•	•	•
0.75 Kw	•	•	•	•	•	•	•	•	•	•	•
1.1 Kw	•	•	•	•	•	•	•	•	•	•	•
1.5 Kw	•	•	•	•	•	•	•	•	•	•	•
2.2 Kw	•	•	•	•	•	•	•	•	•	•	•
3.0 Kw	•	•	•	•	•	•	•	•	•	•	•

Standard Motor IEC B14- Column 12 entry

Motor	M0352	M0452	M0552	M0652	M0752	M0852	M0952	M1052	M1352	M1452
	All Ratios	All Ratios	All Ratios	All Ratios	All Ratios	All Ratios	All Ratios	All Ratios	All Ratios	All Ratios
71	H	H	H	H	H	H	H	H	-	-
80	K	K	K	K	K	K	K	K	G	G
90	R	R	R	R	R	R	R	R	J	J
100	S	S	S	S	S	S	S	S	L	L
112	S	S	S	S	S	S	S	S	L	L

Standard Motor IEC B5- Column 12 entry

Motor	M0352	M0452	M0552	M0652	M0752	M0852	M0952	M1052	M1352	M1452	M1652
	All Ratios	All Ratios	All Ratios	All Ratios	All Ratios	All Ratios	All Ratios	All Ratios	All Ratios	All Ratios	All Ratios
63	F	F	F	F	F	F	F	F	V	V	V
71	G	G	G	G	G	G	G	G	D	D	D
80	J	J	J	J	J	J	J	J	F	F	F
90	Q	Q	Q	Q	Q	Q	Q	H	H	H	H
100	-	-	-	-	-	-	-	K	K	K	K
112	-	-	-	-	-	-	-	K	K	K	K
132	-	-	-	-	-	-	-	-	-	-	-
160	-	-	-	-	-	-	-	-	-	-	H

NEMA Motor C Face- Column 12 entry

Motor	M0352	M0452	M0552	M0652	M0752	M0852	M0952	M1052	M1352	M1452	M1652
	All Ratios	All Ratios	All Ratios	All Ratios	All Ratios	All Ratios	All Ratios	All Ratios	All Ratios	All Ratios	All Ratios
56C	U	U	U	U	U	U	U	Q	Q	Q	M
143/145TC	W	W	W	W	W	W	W	R	R	R	N
182/184TC	-	-	-	-	-	-	-	T	T	T	P
213/215TC	-	-	-	-	-	-	-	-	-	-	Q
254/256TC	-	-	-	-	-	-	-	-	-	-	U

M01,M02,M03,M04,M05,M06 & M07 Units, are supplied factory filled with EP mineral oil (Grade 6E) appropriate to the intended mounting position. If the unit is supplied without lubricant the unit must be filled with the correct lubricant and quantity as listed below.

M08,M09,M10,M13, M14 & M16 Units, require filling with EP mineral oil (Grade 6E)
Lubricant quantities are approximate fill until oil escapes from the level plug hole, fit ventilator plug (when supplied) in the appropriate position for the required mounting position. If the unit is supplied without lubricant the unit must be filled with the correct lubricant and quantity.

Temperature limitations

The standard lubricant is suitable for operation in ambient temperatures of 0° to 35°C, outside of this consult table 1 or application engineers.

Table 1 oil grades

Lubricant	Ambient temperature range		
	5°C - 20°C (E) -30°C - 20°C (H)	0°C - 35°C	20°C - 50°C
EP Mineral oil (type E)	5E (VG 220)	6E (VG 320)	7E (VG 460)
Polyalphaolefin based synthetic (type H)	5H (VG 220)	5H (VG 220)	6H (VG 320)

Table 2 lubrication quantity (litres)

Double reduction & final stage quadruple or quintuple reduction														
Size	M0122	M0222	M0322	M0422	M0522	M0622	M0722	M0822	M0922	M1022	M1322	M1422	M1622	
Mounting Position	1	0.5	0.8	0.8	1.5	1.5	2.0	2.8	4.2	9.0	13.7	18.0	23.0	52
	2	0.8	1.2	1.2	1.8	1.8	2.0	2.9	6.3	10.5	17.0	23.0	41.0	68
	3	0.6	0.7	0.7	1.6	1.6	1.9	2.7	5.4	11.5	19.0	24.0	44.0	70
	4	0.8	1.2	1.2	1.8	1.8	1.7	3.0	7.3	13.5	22.0	35.0	53.0	82
	5	0.7	1.1	1.1	2.0	2.0	2.2	3.2	6.8	17.5	30.0	40.0	54.0	94
	6	1.0	1.4	1.4	2.6	2.6	2.8	4.7	9.3	17.5	32.5	41.0	60.0	112

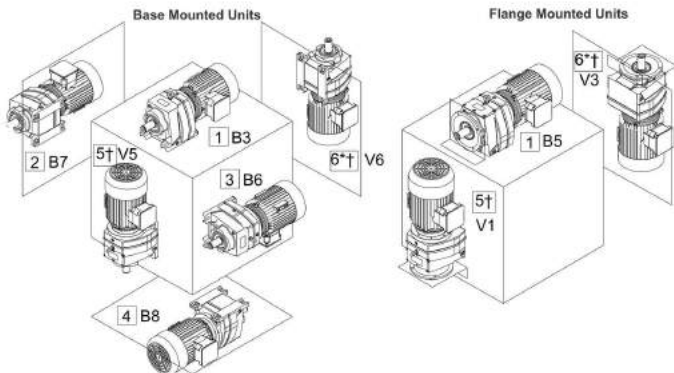
Size	M0132	M0232	M0332	M0432	M0532	M0632	M0732	M0832	M0932	M1032	M1332	M1432	M1632	
Mounting Position	1	0.8	0.8	0.8	1.6	1.6	2.1	2.7	4.4	10.0	15.0	19.0	24.0	54
	2	0.9	1.3	1.3	1.9	1.9	2.1	3.0	6.5	11.0	19.0	25.0	43.0	68
	3	0.7	0.7	0.7	1.7	1.7	2.0	2.8	5.6	12.0	21.0	26.0	47.0	72
	4	0.9	1.2	1.2	1.9	1.9	1.8	3.1	7.5	14.0	25.0	37.5	56.0	97
	5	0.7	1.1	1.1	2.1	2.1	2.3	3.3	6.8	17.5	30.0	40.0	54.0	94
	6	1.1	1.6	1.6	2.7	2.7	2.9	4.8	9.7	18.0	35.0	44.0	63.0	115

Primary stage quadruple reduction											
(Quantities obtained from above double and triple sizes indicated)											
Size	M0342	M0442	M0542	M0642	M0742	M0842	M0942	M1042	M1342	M1442	M1642
Primary Unit size	M0122	M0322	M0322	M0322	M0322	M0522	M0522	M0722	M0722	M0722	M0922
Secondary Unit size	M0322	M0422	M0522	M0622	M0722	M0822	M0922	M1022	M1322	M1422	M1622

Primary stage quintuple reduction											
(Quantities obtained from above double and triple sizes indicated)											
Size	M0352	M0452	M0552	M0652	M0752	M0852	M0952	M1052	M1352	M1452	M1652
Primary Unit size	M0132	M0332	M0332	M0332	M0332	M0532	M0632	M0732	M0732	M0732	M0932
Secondary Unit size	M0322	M0422	M0522	M0622	M0722	M0822	M0922	M1022	M1322	M1422	M1622

MOUNTING POSITIONS

Column 13 Entry

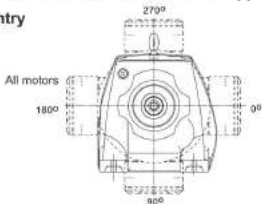


* Mounting Position 6 is not recommended for Geared Motors - Consult Application Engineering
 † Gear Units selected for use in mounting positions 5 and 6 should only be used with overall ratios greater or equal to those shown in the table below

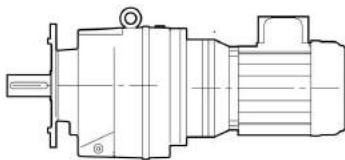
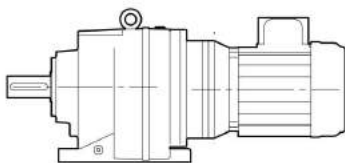
Size	Input Speed (rpm)				Consult Application Engineering
	< 1000	< 1500	< 1800	> 1800	
M01 - M08	All	All	All		
M09	2.0	4.0	4.5		
M10	4.0	8.0	9.0		
M13	6.3	11.0	14.0		
M14	12.0	18.0	22.0		
M16	12.0	18.0	22.0		

Mounting Positions - shown as motorised - applies also for reducers

Column 14 Entry



Column 14 Entry	Terminal Box Position
A	0°
B	90°
C	180°
D	270°
-	Reducer or no motor fitted



MOTORISED
SERIES M

TEFC Squirrel Cage Three Phase Motors

TEFC Squirrel Cage 3 Phase Motors
4 poles = 1500 rpm 400V, 50Hz, S1
IP55, Class F

P (kW)	Frame Size	n (rpm)	I (A)	Ist/I	Tst/T	J (kgm ²)
0.12	63	1360	0.6	2.6	2.5	0.0004
0.18	63	1370	0.72	3.0	2.2	0.0005
0.25	71	1370	0.65	3.5	2.0	0.0007
0.37	71	1380	0.88	4.0	2.1	0.0009
0.55	80	1420	1.45	5.0	2.0	0.0015
0.75	80	1420	1.8	5.3	2.7	0.0020
1.1	90S	1430	2.4	6.2	2.7	0.0045
1.5	90L	1430	3.3	6.3	2.7	0.0053
2.2	100L	1450	4.7	6.4	2.9	0.0085
3.0	100L	1450	6.3	7.7	2.9	0.0110
4.0	112M	1450	8.2	7.0	2.9	0.0125
5.5	132S	1450	11.1	5.9	2.0	0.033
7.5	132M	1450	14.8	5.6	2.0	0.036
11	160M	1460	21	6.7	2.2	0.081
15	160L	1460	28.5	7.1	2.6	0.099
18.5	180M	1470	35	7.2	2.6	0.166
22	180L	1470	41	7.3	2.6	0.195
30	200L	1470	56	6.7	2.2	0.31
37	225S	1470	69	7.1	2.6	0.36
45	225M	1480	83	7.5	2.7	0.44
55	250M	1480	98	7.5	2.6	0.77
75	280S	1480	134	6.8	2.5	1.25
90.0	280M	1480	160	7.1	2.5	1.50
110	315S	1480	195	7.7	2.4	2.30
132	315M	1480	232	7.2	2.4	2.60
160	315L	1480	284	7.2	2.4	2.90

TEFC Squirrel Cage 3 Phase Motors
6 poles = 1000 rpm 400V, 50Hz, S1
IP55, Class F

P (kW)	Frame Size	n (rpm)	I (A)	Ist/I	Tst/T	J (kgm ²)
0.12	63	900	0.57	2.1	2.1	0.0007
0.18	71	900	0.6	3.1	2	0.0009
0.25	71	920	0.77	3.4	2.1	0.0011
0.37	80	920	1.09	3.6	2.2	0.0019
0.55	80	920	1.51	3.8	1.8	0.0024
0.75	90S	930	2.36	4.5	1.8	0.005
1.1	90L	930	3	4	2.3	0.006
1.5	100L	940	3.8	4	1.9	0.009
2.2	112M	940	5.5	4.5	1.7	0.025
3	132S	960	8	5.5	1.6	0.033
4	132M	960	10	4.6	1.7	0.038
5.5	132M	960	12.9	5.1	2	0.045
7.5	160M	970	15.4	7.4	1.7	0.087
11	160L	970	23	7.5	1.9	0.114
15	180L	970	31	6.5	1.8	0.192
18.5	200L	980	36	6.7	2.2	0.380
22	200L	980	43	6.6	2.2	0.440
30	225M	985	56	7	2.6	0.660
37	250M	985	69	6.8	2.7	1.16
45	280S	985	85	7	2.5	1.85
55	280M	985	100	7	2.7	2.20
75	315S	985	139	7.4	2.4	3.20
90	315M	985	163	7.5	2.4	4.10
110	315L	985	201	7.4	2.5	4.90
132	315L	985	240	7.5	2.7	5.60

Key

I = Nominal current Ist/I = Starting current factor Tst/T = Starting torque factor J = Motor moment of inertia
P = Rated output power n = Motor speed T = Rated output torque

Recalculation Factors Fv

Recalculation factors for current at rated voltages other than 400V, 50 Hz.

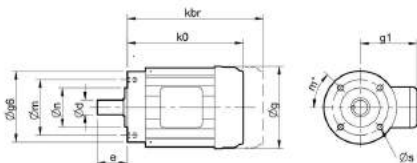
50 Hz	Fv
220V	1.82
230V	1.74
415V	0.96
500V	0.80
660V	0.61
690V	0.58

60 Hz Operation

Motors wound for a certain voltage at 50 Hz can be operated at 60 Hz, without any modifications, subject to the following changes in their data

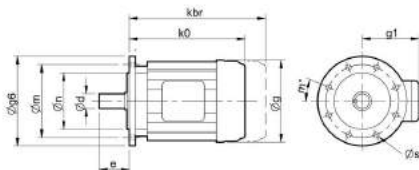
60 Hz	P (kW)	n (rpm)	I (A)	Ist (I)	T (Nm)	Tst (T)
380V	100%	120%	100%	80%	83%	66%
400V	100%	120%	99%	83%	83%	70%
415V	105%	120%	100%	85%	86%	78%
440V	110%	120%	100%	85%	91%	85%
460V	115%	120%	100%	100%	96%	89%
480V	120%	120%	100%	105%	100%	100%

B14 'C' face



Size	eg6	øm	øn	ød	e	k0	kbr	øg	g1	m	øs
71	105	85	70	14	30	220	270	140	105	45 deg	4xM6
80	120	100	80	19	40	240	290	158	122	45 deg	4xM6
90S	140	115	95	24	50	260	310	180	129	45 deg	4xM8
90L	140	115	95	24	50	280	330	180	129	45 deg	4xM8
100L	160	130	110	28	60	310	375	198	152	45 deg	4xM8
112M	160	130	110	28	60	330	405	222	165	45 deg	4xM8
132S	200	165	130	38	80	380	475	260	185	45 deg	4xM10
132M	200	165	130	38	80	420	505	260	185	45 deg	4xM10

B5 'D' face



Size	øg6	øm	øn	ød	e	k0	kbr	øg	g1	m	øs
63	140	115	95	11	23	195	260	125	100	45 deg	4x9 (M8)
71	160	130	110	14	30	220	270	140	105	45 deg	4x9 (M8)
80	200	165	130	19	40	240	290	158	122	45 deg	4x11 (M10)
90S	200	165	130	24	50	260	310	180	129	45 deg	4x11 (M10)
90L	200	165	130	24	50	280	330	180	129	45 deg	4x11 (M10)
100L	250	215	180	28	60	310	375	198	152	45 deg	4x14 (M12)
112M	250	215	180	28	60	330	405	222	165	45 deg	4x14 (M12)
132S	300	265	230	38	80	380	475	260	185	45 deg	4x14 (M12)
132M	300	265	230	38	80	420	505	260	185	45 deg	4x14 (M12)
160M	350	300	250	42	110	480	565	320	264	45 deg	4x18 (M16)
160L	350	300	250	42	110	530	615	320	264	45 deg	4x18 (M16)
180M	350	300	250	48	110	560	-	360	279	45 deg	4x18 (M16)
180L	350	300	250	48	110	595	-	360	279	45 deg	4x18 (M16)
200L	400	350	300	55	110	680	-	400	317	45 deg	4x18 (M16)
225S	450	400	350	60	140	680	-	450	385	22.5 deg	8x18 (M16)
225M	450	400	350	60	140	715	-	450	385	22.5 deg	8x18 (M16)
250M	550	500	450	65	140	770	-	500	405	22.5 deg	8x18 (M16)
280S	550	500	450	75	140	850	-	560	480	22.5 deg	8x18 (M16)
280M	550	500	450	75	140	930	-	560	480	22.5 deg	8x18 (M16)
315S	660	600	550	80	170	1100	-	630	530	22.5 deg	8x22 (M20)
315M	660	600	550	80	170	1260	-	630	530	22.5 deg	8x22 (M20)
315L	660	600	550	80	170	1400	-	630	530	22.5 deg	8x22 (M20)

* Motor lengths for own brand standard motors. These lengths may vary if alternative motor is fitted.

Additional Motor Features - Column 19 Entry

Column 19 entry	Brake Motor	Hand Release on brake	Forced ventilation/ Constant blower (TECB)	Thermistors	Special
-					
A	*				
B	*	*			
C			*		
D	*		*		
E	*	*	*		
F				*	
G	*			*	
H	*	*		*	
K			*	*	
L	*		*	*	
M	*	*	*	*	
S					*

Please refer to Application Engineering for details of the following additional motor features

- PGF encoder flange
- Wash down
- Customised brake torque
- Separate brake supply
- Aluminium fan
- Anti condensation heater
- Bi-metal temperature detectors, thermostat
- EExEIIT3
- Ex nA II T3
- IP56
- IP65
- Metal fan cover
- Rain cowl
- Separate terminal box

Additional Gearbox Features - Column 20 Entry

Column 20 entry	Double output-shaft oil seals*	Oil Level Glass * * M07- M16	Motorised Backstop ***		Special
			CW Rotation	CCW Rotation	
-					
A	*				
B		*			
C	*	*			
D			*		
E	*		*		
F		*	*		
G	*	*	*		
H				*	
I	*			*	
J		*		*	
K	*	*		*	
L					*

Please refer to Application Engineering for details of the following additional gearbox features

- Prime paint only
- Wash down
- BISSC compatible
- Special oil (food compatible, bio-degradable, different viscosities etc)

* Double Oil Seals for output shafts sizes M08 to M16 only

** Oil level glass is NOT AVAILABLE for M01 to M06 units

*** IEC frame sizes 100 - 200 NEMA frame sizes 182TC - 326TC

Exact Ratios - Double Reduction

Column Entry	M0122	M0222	M0322	M0422	M0522	M0622	M0722	M0822	M0922	M1022	M1322	M1422	M1622
	6	7	8										
3.6	3.750	3.589	3.589	3.585	3.585	-	3.676	3.676	3.685	3.535	3.793	3.754	-
5.0	5.07	5.03	5.03	5.04	5.04	4.44	5.09	5.21	5.07	4.94	5.26	5.24	4.95
5.6	5.76	5.55	5.55	5.65	5.65	6.24	5.72	5.79	5.69	5.37	5.77	5.90	5.35
6.3	6.53	6.30	6.30	6.34	6.34	6.99	6.29	6.44	6.38	6.10	6.35	6.63	6.26
8.0	8.35	8.00	8.00	8.05	8.05	7.85	8.22	8.33	8.22	7.95	8.11	8.51	8.19
9.0	9.00	9.09	9.09	9.13	9.13	9.97	9.34	9.35	9.19	8.58	8.99	9.45	9.36
11	11.36	11.15	11.15	10.89	10.89	11.30	11.35	11.47	11.47	11.02	11.81	11.80	11.17
12	12.88	12.37	12.37	12.54	12.54	13.48	12.48	12.92	12.74	12.51	12.92	13.08	12.67
14	14.71	14.05	14.05	14.58	14.58	15.52	14.34	15.04	14.53	14.16	14.63	14.86	14.01
16	16.37	15.97	15.97	16.31	16.31	18.05	16.26	16.89	16.34	15.98	16.12	17.02	16.19
18	18.05	17.58	17.58	17.39	17.39	20.20	17.94	18.26	18.50	17.75	18.02	18.30	17.49
20	19.86	20.23	20.23	20.61	20.61	21.53	20.54	20.86	20.59	19.41	20.86	21.36	20.39
22	23.27	21.99	21.99	22.00	22.00	26.51	23.23	23.32	22.87	21.57	23.51	23.55	23.51
28	27.92	26.40	26.40	27.30	27.30	27.24	26.93	28.27	27.98	25.49	27.08	28.24	27.26
32	32.54	31.68	31.68	32.19	32.19	33.80	32.12	32.97	32.31	30.76	33.25	33.89	31.41
36	36.16	35.69	35.69	35.25	35.25	39.86	35.17	36.21	35.87	35.44	37.03	36.72	37.54
45	43.54	41.49	41.49	43.20	43.20	43.84	42.21	44.38	43.35	41.12	43.25	42.95	45.05
50	49.91	47.09	47.09	48.15	48.15	53.49	48.56	48.46	49.07	47.93	50.70	50.36	-
56	56.72	53.54	53.54	54.00	54.00	59.61	53.96	55.80	55.16	51.49	53.94	56.48	-
63	-	-	-	-	-	66.86	-	-	-	-	-	-	-

Exact Ratios - Triple Reduction

Column Entry	M0132	M0232	M0332	M0432	M0532	M0632	M0732	M0832	M0932	M1032	M1332	M1432	M1632
	6	7	8										
40	-	-	-	-	-	-	-	-	-	-	-	-	41.16
45	-	-	-	-	-	-	-	-	-	-	46.79	48.24	45.64
50	-	-	-	-	-	-	-	-	-	-	52.97	54.61	51.82
56	58.46	57.03	57.03	58.38	58.38	-	58.95	60.33	59.07	57.63	59.76	61.61	59.38
63	64.45	62.87	62.87	64.29	64.29	72.28	62.83	66.02	64.64	65.24	66.40	68.46	63.82
71	70.93	69.19	69.19	73.95	73.95	79.80	74.47	74.69	73.13	72.62	72.60	74.85	74.49
80	83.10	81.07	81.07	80.40	80.40	91.56	79.51	84.31	82.55	80.68	80.68	83.17	82.13
100	99.70	97.26	97.26	96.52	96.52	99.54	96.66	102.2	100.1	98.68	95.34	98.30	98.51
112	116.2	113.4	113.4	115.8	115.8	119.5	116.3	119.2	116.7	114.0	115.1	118.6	118.2
125	129.1	126.0	126.0	130.5	130.5	143.4	127.4	130.9	128.2	125.8	132.6	136.7	128.1
160	155.5	151.7	151.7	151.7	151.7	181.6	156.1	160.4	157.1	152.9	153.8	156.6	149.8
180	178.2	173.9	173.9	172.2	172.2	187.8	174.0	175.2	171.6	173.1	179.3	184.8	175.6

Exact Ratios - Quadruple Reduction

Column Entry	M0342	M0442	M0542	M0642	M0742	M0842	M0942	M1042	M1342	M1442	M1642
225	235.0	232.8	232.8	-	229.0	228.9	231.8	220.2	224.9	228.4	228.8
250	261.4	260.5	260.5	-	259.7	259.0	258.1	254.6	258.4	262.4	264.6
280	287.8	277.6	277.6	272.9	286.5	301.2	286.7	278.4	280.2	276.9	285.8
300	317.3	305.7	305.7	313.9	315.4	337.0	300.2	309.3	323.2	337.7	323.5
360	365.0	362.3	362.3	365.1	361.2	359.2	359.0	365.6	370.1	352.5	360.1
400	401.7	416.8	416.8	396.9	415.5	425.7	397.7	398.7	418.5	405.1	400.1
450	436.7	445.0	445.0	444.1	469.8	480.5	452.9	457.2	483.0	459.3	445.4
500	511.7	463.8	483.8	533.1	510.7	513.0	503.2	500.9	546.1	506.6	504.2
650	614.2	600.3	600.3	568.2	592.1	621.9	665.8	635.7	664.2	656.0	646.7
730	736.9	720.7	720.7	681.8	710.8	771.8	736.4	728.0	729.1	754.3	718.5
860	884.3	849.8	849.8	808.1	847.8	900.0	882.1	844.7	860.0	852.9	858.7
10C	1031	1020	1020	972.2	1017	1061	1040	987.8	997.1	997.6	1015
11C	1161	1117	1117	1130	1114	1166	1139	1107	1068	1156	1120
13C	1291	1258	1258	1402	1255	1277	1257	1321	1302	1292	1338
15C	1500	1542	1542	1562	1506	1564	1528	1496	1521	1511	1504
18C	1807	1792	1792	1877	1751	1917	1873	1736	1798	1813	1842
20C	2051	1998	1998	2055	2015	2094	2087	1997	1798	1981	1953
24C	2350	2268	2268	2337	2287	2333	2341	2327	2334	2445	2486
27C	2671	2578	2578	2519	2600	2617	2650	2778	2911	2717	-

Exact Ratios - Quintuple Reduction

Column Entry	M0352	M0452	M0552	M0652	M0752	M0852	M0952	M1052	M1352	M1452	M1652
27C	2632	2655	2655	2649	2619	2728	2700	2748	2735	2739	2744
32C	3068	3095	3095	3088	3053	3274	3240	3247	3150	3266	3181
36C	3681	3650	3650	3632	3641	3818	3651	3578	3670	3598	3494
40C	4091	4055	4055	4258	4046	4302	4131	3979	4091	3943	3666
46C	4609	4440	4440	5021	4431	4726	4656	4515	4588	4678	4812
55C	5550	5347	5347	6048	5335	5494	5583	5533	6443	5471	5775
65C	6452	6553	6553	6620	6403	6733	6577	6420	7226	6390	6440
74C	7396	7511	7511	7588	7339	7641	7444	7483	7527	7473	7728
84C	8394	8372	8372	8624	8443	8344	8449	8340	8441	8381	8899
95C	9540	9514	9514	9300	9596	9486	9606	9353	9895	9827	-
10K	10845	10670	10670	10569	10662	10924	10801	10049	10527	11024	-

SELECTION TABLES

0.12 kW

4 POLE

NZ RPM	i	M2 Nm	Fm	N	Unit Designation	kg	Motor Size
Output Speed	Ratio	Output Torque	Service Factor	Overhung Load	Column Entry 1 - 20 Blanks to be filled when entering order	Weight of base mount unit	
363	3.75	3.1	19.46	1719	M01223_6_M_12A	18	63
268	5.07	4.2	16.34	1795	M01225_0_M_12A	18	63
236	5.76	4.8	15.24	1840	M01225_6_M_12A	18	63
208	6.53	5.4	14.07	1880	M01226_3_M_12A	18	63
163	8.35	6.9	11.63	1900	M01228_0_M_12A	18	63
151	9.00	7.4	10.94	1900	M01229_0_M_12A	18	63
120	11.36	9.4	9.07	1900	M012211_M_12A	18	63
106	12.88	11	8.29	1900	M012212_M_12A	18	63
92	14.71	12	7.48	1900	M012214_M_12A	18	63
83	16.37	14	6.75	1900	M012216_M_12A	18	63
75	18.05	15	6.11	1900	M012218_M_12A	18	63
68	19.86	16	5.56	1900	M012220_M_12A	18	63
58	23.27	19	4.74	1900	M012222_M_12A	18	63
49	27.92	23	3.96	1900	M012228_M_12A	18	63
42	32.54	27	3.41	1900	M012232_M_12A	18	63
38	36.16	30	3.07	1900	M012236_M_12A	18	63
31	43.54	36	2.38	1900	M012245_M_12A	18	63
27	49.91	41	1.78	1900	M012250_M_12A	18	63
24	56.72	47	1.54	1900	M012256_M_12A	18	63
23	58.46	48	1.93	1900	M013256_M_12A	19	63
21	64.45	53	1.75	1900	M013263_M_12A	19	63
19	70.93	58	1.59	1900	M013271_M_12A	19	63
16	83.10	68	1.36	1900	M013280_M_12A	19	63
14	99.70	81	1.13	1900	M0132100_M_12A	19	63
12	116.2	95	0.97	1900	M0132112_M_12A	19	63
11	129.1	106	0.88	1900	M0132225_M_12A	19	63
25	53.54	44	3.69	4000	M022256_M_12A	20	63
24	57.03	47	3.50	4000	M023256_M_12A	22	63
22	62.87	51	3.17	4000	M023263_M_12A	22	63
20	69.19	57	2.88	4000	M023271_M_12A	22	63
17	81.07	66	2.46	4000	M023280_M_12A	22	63
14	97.26	79	2.06	4000	M0232100_M_12A	22	63
12	113.37	93	1.77	4000	M0232112_M_12A	22	63
11	125.97	103	1.59	4000	M0232125_M_12A	22	63
9.0	151.69	124	1.32	4000	M0232160_M_12A	22	63
7.8	173.87	142	1.15	4000	M0232180_M_12A	22	63
6.9	197.60	162	1.02	4000	M0232200_M_12A	22	63
20	69.19	57	3.77	4000	M033271_M_12A	22	63
17	81.07	67	3.22	4000	M033280_M_12A	22	63
14	97.26	80	2.69	4000	M0332100_M_12A	22	63
12	113.37	93	2.31	4000	M0332112_M_12A	22	63
11	125.97	104	2.08	4000	M0332125_M_12A	22	63
9.0	151.69	125	1.72	4000	M0332160_M_12A	22	63
7.8	173.87	143	1.51	4000	M0332180_M_12A	22	63
6.9	197.60	163	1.33	4000	M0332200_M_12A	22	63
5.8	234.96	189	1.15	4000	M0342225_M_12A	30	63
5.2	261.37	210	1.03	4000	M0342250_M_12A	30	63
4.7	287.83	232	0.94	4000	M0342280_M_12A	30	63
4.3	317.33	255	0.85	4000	M0342300_M_12A	30	63
12	115.82	95	3.64	7200	M0432112_M_12A	32	63
10	130.50	107	3.24	7200	M0432125_M_12A	32	63
9.0	151.71	124	2.78	7200	M0432160_M_12A	32	63
7.9	172.19	141	2.45	7200	M0432180_M_12A	32	63
6.9	195.75	160	2.16	7200	M0432200_M_12A	32	63
9.0	151.71	124	3.70	7200	M0532160_M_12A	32	63
7.9	172.19	141	3.26	7200	M0532180_M_12A	32	63
6.9	195.75	160	2.87	7200	M0532200_M_12A	32	63
6.4	213.18	174	3.66	7200	M0632200_M_12A	37	63
5.6	242.36	198	3.02	7200	M0632225_M_12A	37	63

NOTE

Other output speeds are available using 2 and 8 pole motors - Consult Application Engineering

SELECTION TABLES

0.12 kW

6 POLE

NZ RPM	i	M2 Nm	Fm	N	Unit Designation	kg	
Output Speed	Ratio	Output Torque	Service Factor	Overhung Load	Column Entry 1 - 20 Blanks to be filled when entering order	Weight of base mount unit	Motor Size
240	3.75	4.7	14.53	1812	M01223.6_M_...12C-	18	63
178	5.07	6.3	12.01	1900	M01225.0_M_...12C-	18	63
156	5.76	7.2	10.85	1900	M01225.6_M_...12C-	18	63
138	6.53	8.1	9.82	1900	M01226.3_M_...12C-	18	63
108	8.35	10	8.36	1900	M01228.0_M_...12C-	18	63
100	9.00	11	7.75	1900	M01229.0_M_...12C-	18	63
79	11.36	14	6.35	1900	M012211_M_...12C-	18	63
70	12.88	16	5.60	1900	M012212_M_...12C-	18	63
61	14.71	18	4.90	1900	M012214_M_...12C-	18	63
55	16.37	20	4.41	1900	M012216_M_...12C-	18	63
50	18.05	23	4.00	1900	M012218_M_...12C-	18	63
45	19.86	25	3.63	1900	M012220_M_...12C-	18	63
39	23.27	29	3.10	1900	M012222_M_...12C-	18	63
32	27.92	35	2.58	1900	M012228_M_...12C-	18	63
28	32.54	41	2.22	1900	M012232_M_...12C-	18	63
25	36.16	45	1.99	1900	M012236_M_...12C-	18	63
21	43.54	54	1.55	1900	M012245_M_...12C-	18	63
18	49.91	62	1.36	1900	M012250_M_...12C-	18	63
16	56.72	71	1.00	1900	M012256_M_...12C-	18	63
15	58.46	72	1.25	1900	M013256_M_...12C-	19	63
14	64.45	80	1.13	1900	M013263_M_...12C-	19	63
13	70.93	88	1.03	1900	M013271_M_...12C-	19	63
11	83.10	103	0.88	1900	M013280_M_...12C-	19	63
25	35.69	45	3.59	4000	M022236_M_...12C-	20	63
22	41.49	52	3.09	4000	M022245_M_...12C-	20	63
19	47.09	59	2.72	4000	M022250_M_...12C-	20	63
17	53.54	67	2.39	4000	M022256_M_...12C-	20	63
16	57.03	70	2.27	4000	M023256_M_...12C-	22	63
14	62.87	78	2.06	4000	M023263_M_...12C-	22	63
13	69.19	85	1.87	4000	M033271_M_...12C-	22	63
11	81.07	100	1.60	4000	M033280_M_...12C-	22	63
9.3	97.26	120	1.33	4000	M0232100_M_...12C-	22	63
7.9	113.37	140	1.14	4000	M0232112_M_...12C-	22	63
7.1	125.97	156	1.03	4000	M0232125_M_...12C-	22	63
5.9	151.69	187	0.85	4000	M0232160_M_...12C-	22	63
16	57.03	70	2.98	4000	M033256_M_...12C-	22	63
14	62.87	78	2.70	4000	M033263_M_...12C-	22	63
13	69.19	85	2.46	4000	M033271_M_...12C-	22	63
11	81.07	100	2.10	4000	M033280_M_...12C-	22	63
9.3	97.26	120	1.75	4000	M0332100_M_...12C-	22	63
7.9	113.37	140	1.50	4000	M0332112_M_...12C-	22	63
7.1	125.97	156	1.35	4000	M0332125_M_...12C-	22	63
5.9	151.69	187	1.12	4000	M0332160_M_...12C-	22	63
5.2	173.87	215	0.98	4000	M0332180_M_...12C-	22	63
4.6	197.60	244	0.86	4000	M0332200_M_...12C-	22	63
12	73.95	91	3.72	7200	M043271_M_...12C-	32	63
11	80.40	99	3.42	7200	M043280_M_...12C-	32	63
9.3	96.52	119	2.85	7200	M0432100_M_...12C-	32	63
7.8	115.82	143	2.38	7200	M0432112_M_...12C-	32	63
6.9	130.50	161	2.11	7200	M0432125_M_...12C-	32	63
5.9	151.71	187	1.81	7200	M0432160_M_...12C-	32	63
5.2	172.19	213	1.60	7200	M0432180_M_...12C-	32	63
4.6	195.75	242	1.41	7200	M0432200_M_...12C-	32	63
9.3	96.52	119	3.77	7200	M0532100_M_...12C-	32	63
7.8	115.82	143	3.15	7200	M0532112_M_...12C-	32	63
6.9	130.50	161	2.79	7200	M0532125_M_...12C-	32	63
5.9	151.71	187	2.40	7200	M0532160_M_...12C-	32	63
5.2	172.19	213	2.12	7200	M0532180_M_...12C-	32	63
4.6	195.75	242	1.86	7200	M0532200_M_...12C-	32	63
6.3	143.39	177	3.53	7200	M0632125_M_...12C-	37	63
5.6	161.57	200	3.13	7200	M0632160_M_...12C-	37	63
4.8	187.83	232	2.69	7200	M0632180_M_...12C-	37	63
4.2	213.18	263	2.37	7200	M0632200_M_...12C-	37	63
3.7	242.36	299	2.08	7200	M0632225_M_...12C-	37	63

NOTE

Other output speeds are available using 2 and 8 pole motors - Consult Application Engineering

SELECTION TABLES

0.18 kW

4 POLE

NZ RPM	i	M2 Nm	Fm	N	Unit Designation	kg	Motor Size
Output Speed	Ratio	Output Torque	Service Factor	Overhung Load	Column Entry 1 - 20 Blanks to be filled when entering order	Weight of base mount unit	
365	3.75	4.6	13.07	1681	M01223.6_M_...18A-	18	63
270	5.07	6.2	10.97	1778	M01225.0_M_...18A-	18	63
238	5.76	7.1	10.24	1826	M01225.6_M_...18A-	18	63
219	6.33	8.0	9.45	1856	M01226.0_M_...18A-	18	63
164	8.35	10	7.82	1873	M01228.0_M_...18A-	18	63
152	9.00	11	7.35	1872	M01229.0_M_...18A-	18	63
121	11.36	14	6.09	1900	M012211_M_...18A-	18	63
106	12.88	16	5.56	1900	M012212_M_...18A-	18	63
93	14.71	18	5.02	1900	M012214_M_...18A-	18	63
84	16.37	20	4.53	1900	M012216_M_...18A-	18	63
76	18.05	22	4.10	1900	M012218_M_...18A-	18	63
69	19.86	24	3.73	1900	M012220_M_...18A-	18	63
59	23.27	29	3.19	1900	M012222_M_...18A-	18	63
49	27.92	34	2.66	1900	M012228_M_...18A-	18	63
42	32.54	40	2.29	1900	M012232_M_...18A-	18	63
38	36.16	44	2.06	1900	M012236_M_...18A-	18	63
31	43.54	54	1.60	1900	M012245_M_...18A-	18	63
27	48.91	62	1.20	1900	M012250_M_...18A-	18	63
24	56.72	70	1.03	1900	M012256_M_...18A-	18	63
23	58.46	71	1.30	1900	M013256_M_...18A-	19	63
21	64.45	78	1.18	1900	M013263_M_...18A-	19	63
19	70.93	86	1.07	1900	M013271_M_...18A-	19	63
16	83.10	101	0.91	1900	M013280_M_...18A-	19	65
38	35.69	44	3.72	4000	M022236_M_...18A-	20	63
33	41.49	51	3.19	4000	M022245_M_...18A-	20	63
29	47.09	58	2.81	4000	M022250_M_...18A-	20	63
26	53.54	66	2.48	4000	M022256_M_...18A-	20	63
24	57.03	69	2.35	4000	M023256_M_...18A-	22	63
22	62.87	77	2.13	4000	M023263_M_...18A-	22	63
20	68.19	84	1.94	4000	M023271_M_...18A-	22	63
17	81.07	99	1.65	4000	M023280_M_...18A-	22	63
14	97.26	118	1.38	4000	M0232100_M_...18A-	22	63
12	113.37	138	1.19	4000	M0232112_M_...18A-	22	63
11	125.97	153	1.07	4000	M0232125_M_...18A-	22	63
9.0	151.69	185	0.89	4000	M0232160_M_...18A-	22	63
33	41.49	51	3.96	4000	M032245_M_...18A-	20	63
29	47.09	58	3.57	4000	M032250_M_...18A-	20	63
26	53.54	66	3.19	4000	M032256_M_...18A-	20	65
24	57.03	69	3.07	4000	M033256_M_...18A-	22	63
22	62.87	77	2.78	4000	M033263_M_...18A-	22	63
20	68.19	84	2.53	4000	M033271_M_...18A-	22	63
17	81.07	99	2.16	4000	M033280_M_...18A-	22	63
14	97.26	118	1.81	4000	M0332100_M_...18A-	22	63
12	113.37	138	1.55	4000	M0332112_M_...18A-	22	63
11	125.97	153	1.40	4000	M0332125_M_...18A-	22	63
9.0	151.69	185	1.15	4000	M0332160_M_...18A-	22	63
7.9	173.87	212	1.01	4000	M0332180_M_...18A-	22	63
6.9	197.60	240	0.89	4000	M0332200_M_...18A-	22	63
19	73.95	90	3.82	7200	M043271_M_...18A-	32	63
17	80.40	98	3.51	7200	M043280_M_...18A-	32	63
14	96.52	117	2.93	7200	M0432100_M_...18A-	32	63
12	115.82	141	2.45	7200	M0432112_M_...18A-	32	63
10	130.50	159	2.17	7200	M0432125_M_...18A-	32	63
9.0	151.71	185	1.87	7200	M0432160_M_...18A-	32	63
8.0	172.49	210	1.65	7200	M0432180_M_...18A-	32	63
7.0	195.75	238	1.45	7200	M0432200_M_...18A-	32	63
5.9	232.81	279	1.25	7200	M0442225_M_...18A-	42	63
5.3	260.47	312	1.12	7200	M0442250_M_...18A-	42	63
4.9	277.62	333	1.06	7200	M0442280_M_...18A-	42	63
4.5	305.72	366	0.96	7200	M0442300_M_...18A-	42	63
3.8	362.32	434	0.81	7200	M0442360_M_...18A-	42	63
14	96.52	117	3.89	7200	M0532100_M_...18A-	32	63
12	115.82	141	3.25	7200	M0532112_M_...18A-	32	63
10	130.50	159	2.89	7200	M0532125_M_...18A-	32	63
9.0	151.71	185	2.48	7200	M0532160_M_...18A-	32	63
8.0	172.19	210	2.19	7200	M0532180_M_...18A-	32	63
7.0	195.75	238	1.93	7200	M0532200_M_...18A-	32	63

NOTE

Other output speeds are available using 2 and 8 pole motors - Consult Application Engineering

SELECTION TABLES

0.18 kW
4 POLE

N2 RPM	i	M2 Nm	Fm	N	Unit Designation	kg	Motor Size
Output Speed	Ratio	Output Torque	Service Factor	Overhung Load	Column Entry 1 - 20 Blanks to be filled when entering order	Weight of base mount unit	
5.9	232.81	279	1.66	7200	M0542225_M_18A-	42	63
5.3	260.47	312	1.45	7200	M0542250_M_18A-	42	63
4.9	277.62	333	1.40	7200	M0542280_M_18A-	42	63
4.5	305.72	366	1.27	7200	M0542300_M_18A-	42	63
3.8	362.32	434	1.07	7200	M0542360_M_18A-	42	63
3.3	416.75	499	0.93	7200	M0542400_M_18A-	42	63
3.1	444.96	533	0.87	7200	M0542450_M_18A-	42	63
2.8	483.76	580	0.80	7200	M0542500_M_18A-	42	63
10	143.39	175	3.58	7200	M0632125_M_18A-	37	63
8.5	161.57	197	3.24	7200	M0632160_M_18A-	37	63
7.3	187.83	229	2.79	7200	M0632180_M_18A-	37	63
6.4	213.18	259	2.46	7200	M0632200_M_18A-	37	63
5.7	242.36	295	2.03	7200	M0632225_M_18A-	37	63
5.0	272.91	327	1.91	7200	M0642280_M_18A-	48	63
4.4	313.91	376	1.66	7200	M0642300_M_18A-	48	63
3.8	365.10	437	1.43	7200	M0642360_M_18A-	48	63
3.5	396.93	476	1.31	7200	M0642400_M_18A-	48	63
3.1	444.10	532	1.21	7200	M0642450_M_18A-	48	63
2.6	533.13	639	1.01	7200	M0642500_M_18A-	48	63
2.4	568.23	681	0.95	7200	M0642650_M_18A-	48	63
6.0	229.00	274	3.24	10000	M0742225_M_18A-	56	63
5.3	259.68	311	2.86	10000	M0742250_M_18A-	56	63
4.8	286.42	343	2.59	10000	M0742280_M_18A-	56	63
4.3	315.41	378	2.35	10000	M0742300_M_18A-	56	63
3.8	361.21	433	2.06	10000	M0742360_M_18A-	56	63
3.3	415.49	498	1.79	10000	M0742400_M_18A-	56	63
2.9	469.77	563	1.59	10000	M0742450_M_18A-	56	63
2.7	510.72	612	1.46	10000	M0742500_M_18A-	56	63
2.3	592.12	710	1.26	10000	M0742650_M_18A-	56	63
1.9	710.84	852	1.05	10000	M0742730_M_18A-	56	63
1.6	847.84	1016	0.89	10000	M0742860_M_18A-	56	63
245	3.75	6.9	9.90	1791	M01223.6_M_18C-	20	71
181	5.07	9.3	8.19	1874	M01225.0_M_18C-	20	71
160	5.76	10.5	7.40	1874	M01225.6_M_18C-	20	71
141	6.53	12.0	6.69	1874	M01226.3_M_18C-	20	71
110	8.35	15.3	5.56	1900	M01228.0_M_18C-	20	71
102	9.00	16.5	5.28	1900	M01229.0_M_18C-	20	71
81	11.36	20.8	4.33	1900	M012211_M_18C-	20	71
71	12.88	23.6	3.82	1900	M012212_M_18C-	20	71
63	14.71	26.9	3.34	1900	M012214_M_18C-	20	71
56	16.37	30.0	3.00	1900	M012216_M_18C-	20	71
51	18.05	33.1	2.72	1900	M012218_M_18C-	20	71
46	19.86	36.4	2.47	1900	M012220_M_18C-	20	71
40	23.27	42.6	2.11	1900	M012222_M_18C-	20	71
33	27.92	51.1	1.76	1900	M012228_M_18C-	20	71
28	32.54	58.6	1.51	1900	M012232_M_18C-	20	71
25	36.16	66.2	1.36	1900	M012236_M_18C-	20	71
21	43.54	79.7	1.05	1900	M012245_M_18C-	20	71
35	26.40	48.3	3.31	4000	M022228_M_18C-	23	71
29	31.68	58.0	2.76	4000	M022232_M_18C-	23	71
26	35.69	65.4	2.45	4000	M022236_M_18C-	23	71
22	41.49	76.0	2.11	4000	M022245_M_18C-	23	71
20	47.09	86.2	1.86	4000	M022250_M_18C-	23	71
17	53.54	98.0	1.63	4000	M022256_M_18C-	23	71
16	57.03	103	1.55	4000	M023256_M_18C-	25	71
15	62.87	114	1.40	4000	M023263_M_18C-	25	71
13	69.19	125	1.28	4000	M023271_M_18C-	25	71
11	81.07	147	1.09	4000	M023280_M_18C-	25	71
9.5	97.26	176	0.91	4000	M0232100_M_18C-	25	71
29	31.68	58	3.62	3491	M032232_M_18C-	23	71
26	35.69	65	3.21	3445	M032236_M_18C-	23	71
22	41.49	76	2.71	4000	M032245_M_18C-	23	71
20	47.09	86	2.41	4000	M032250_M_18C-	23	71
17	53.54	98	2.10	4000	M032256_M_18C-	23	71
16	57.03	103	2.03	4000	M033256_M_18C-	25	71
15	62.87	114	1.84	4000	M033263_M_18C-	25	71
13	69.19	125	1.67	4000	M033271_M_18C-	25	71
11	81.07	147	1.43	4000	M033280_M_18C-	25	71
9.5	97.26	176	1.19	4000	M0332100_M_18C-	25	71
8.1	113.17	205	1.02	4000	M0332112_M_18C-	25	71
7.3	125.97	228	0.92	4000	M0332125_M_18C-	25	71

NOTE

Other output speeds are available using 2 and 8 pole motors - Consult Application Engineering

SELECTION TABLES

0.18 kW

6 POLE

NZ RPM	i	M2 Nm	Fm	N	Unit Designation	kg	
Output Speed	Ratio	Output Torque	Service Factor	Overhung Load	Column Entry 1 - 20 Blanks to be filled when entering order	Weight of base mount unit	Motor Size
16	58.38	106	3.21	7200	M043256_M_18C	35	71
14	64.29	117	2.97	7200	M043263_M_18C	35	71
12	73.95	134	2.54	7200	M043271_M_18C	35	71
11	80.40	146	2.33	7200	M043280_M_18C	35	71
10	96.52	175	1.94	7200	M0432100_M_18C	35	71
7.9	115.82	210	1.62	7200	M0432112_M_18C	35	71
7.0	130.50	237	1.44	7200	M0432125_M_18C	35	71
6.1	151.71	275	1.24	7200	M0432160_M_18C	35	71
5.3	172.19	312	1.09	7200	M0432180_M_18C	35	71
4.7	195.75	355	0.96	7200	M0432200_M_18C	35	71
14	64.29	117	3.86	7200	M053263_M_18C	35	71
12	73.95	134	3.36	7200	M053271_M_18C	35	71
11	80.40	146	3.09	7200	M053280_M_18C	35	71
10	96.52	175	2.57	7200	M0532100_M_18C	35	71
7.9	115.82	210	2.14	7200	M0532112_M_18C	35	71
7.0	130.50	237	1.90	7200	M0532125_M_18C	35	71
6.1	151.71	275	1.64	7200	M0532160_M_18C	35	71
5.3	172.19	312	1.44	7200	M0532180_M_18C	35	71
4.7	195.75	355	1.27	7200	M0532200_M_18C	35	71
4.0	232.81	415	1.09	7200	M0542225_M_18C	45	71
3.5	260.47	465	0.97	7200	M0542250_M_18C	45	71
3.3	277.62	495	0.91	7200	M0542280_M_18C	45	71
3.0	305.72	546	0.83	7200	M0542300_M_18C	45	71
10	91.56	366	3.77	7200	M063280_M_18C	40	71
9.2	99.54	380	3.46	7200	M0632100_M_18C	40	71
7.7	119.50	217	2.89	7200	M0632112_M_18C	40	71
6.4	143.39	260	2.40	7200	M0632125_M_18C	40	71
5.7	161.57	293	2.13	7200	M0632160_M_18C	40	71
4.9	187.83	340	1.84	7200	M0632180_M_18C	40	71
4.3	213.18	386	1.62	7200	M0632200_M_18C	40	71
3.8	242.36	439	1.42	7200	M0632225_M_18C	40	71
3.4	272.91	487	1.28	7200	M0642280_M_18C	51	71
2.9	313.91	560	1.12	7200	M0642300_M_18C	51	71
2.5	365.10	651	0.96	7200	M0642360_M_18C	51	71
2.3	396.93	708	0.88	7200	M0642400_M_18C	51	71
4.0	229.00	409	2.15	10000	M0742225_M_18C	59	71
3.5	259.68	463	1.90	10000	M0742250_M_18C	59	71
3.2	286.42	511	1.72	10000	M0742280_M_18C	59	71
2.9	315.41	563	1.56	10000	M0742300_M_18C	59	71
2.5	361.21	645	1.37	10000	M0742360_M_18C	59	71
2.2	415.49	741	1.19	10000	M0742400_M_18C	59	71
2.0	469.77	838	1.05	10000	M0742450_M_18C	59	71
1.8	510.72	911	0.97	10000	M0742500_M_18C	59	71
1.6	592.12	1057	0.83	10000	M0742650_M_18C	59	71

0.25 kW

4 POLE

373	3.75	6.3	9.62	1670	M01223.6_M_25A	20	71
276	5.07	8.5	8.07	1764	M01225.0_M_25A	20	71
243	5.76	10	7.53	1810	M01225.6_M_25A	20	71
214	6.52	11	6.95	1829	M01226.3_M_25A	20	71
188	8.35	14	5.75	1841	M01228.0_M_25A	20	71
156	9.00	15	5.41	1840	M01229.0_M_25A	20	71
123	11.36	19	4.48	1875	M012211_M_25A	20	71
109	12.88	22	4.09	1900	M012212_M_25A	20	71
95	14.71	25	3.70	1900	M012214_M_25A	20	71
86	16.37	27	3.33	1900	M012216_M_25A	20	71
78	18.05	30	3.02	1900	M012218_M_25A	20	71
70	19.86	33	2.75	1900	M012220_M_25A	20	71
60	23.27	39	2.34	1900	M012222_M_25A	20	71
50	27.92	47	1.96	1900	M012228_M_25A	20	71
43	32.54	54	1.68	1900	M012232_M_25A	20	71
39	36.16	60	1.52	1900	M012236_M_25A	20	71
32	43.54	73	1.17	1900	M012245_M_25A	20	71
28	49.91	83	0.88	1900	M012250_M_25A	20	71
24	58.46	97	0.95	1900	M013256_M_25A	21	71
22	64.45	107	0.87	1900	M013263_M_25A	21	71
53	26.40	44	3.68	4000	M022228_M_25A	23	71
44	31.68	53	3.07	4000	M022232_M_25A	23	71
39	35.69	60	2.73	4000	M022236_M_25A	23	71
34	41.49	69	2.35	4000	M022245_M_25A	23	71
30	47.09	79	2.07	4000	M022250_M_25A	23	71
26	53.54	89	1.82	4000	M022256_M_25A	23	71

NOTE

Other output speeds are available using 2 and 8 pole motors - Consult Application Engineering

SELECTION TABLES

0.25 kW

4 POLE

NZ RPM	i	M2 Nm	Fm	N	Unit Designation	kg	Motor Size
Output Speed	Ratio	Output Torque	Service Factor	Overhung Load	Column Entry 1 - 20 Blanks to be filled when entering order	Weight of base mount unit	
25	57.03	94	1.73	4000	M032356_M_25A-	25	71
22	62.87	104	1.57	4000	M032363_M_25A-	25	71
20	69.19	114	1.43	4000	M032371_M_25A-	25	71
17	81.07	134	1.22	4000	M032380_M_25A-	25	71
14	97.26	161	1.02	4000	M0323100_M_25A-	25	71
12	113.37	188	0.87	4000	M0323112_M_25A-	25	71
44	31.68	53	3.97	3526	M032232_M_25A-	23	71
39	35.69	60	3.57	3837	M032236_M_25A-	23	71
34	41.49	69	2.91	4000	M032245_M_25A-	23	71
30	47.09	79	2.63	4000	M032250_M_25A-	23	71
26	53.54	89	2.34	4000	M032256_M_25A-	23	71
25	57.03	94	2.26	4000	M032356_M_25A-	25	71
22	62.87	104	2.05	4000	M032363_M_25A-	25	71
20	69.19	114	1.86	4000	M032371_M_25A-	25	71
17	81.07	134	1.59	4000	M032380_M_25A-	25	71
14	97.26	161	1.33	4000	M0332100_M_25A-	25	71
12	113.37	188	1.14	4000	M0332112_M_25A-	25	71
11	125.97	208	1.03	4000	M0332125_M_25A-	25	71
9.2	151.69	251	0.85	4000	M0332160_M_25A-	25	71
24	58.38	97	3.56	7200	M043256_M_25A-	35	71
22	64.29	106	3.23	7200	M043263_M_25A-	35	71
19	73.95	122	2.81	7200	M043271_M_25A-	35	71
17	80.40	133	2.58	7200	M043280_M_25A-	35	71
15	96.52	160	2.16	7200	M0432100_M_25A-	35	71
12	115.82	192	1.86	7200	M0432112_M_25A-	35	71
11	130.50	216	1.60	7200	M0432125_M_25A-	35	71
9.2	151.71	251	1.37	7200	M0432160_M_25A-	35	71
8.1	172.19	285	1.21	7200	M0432180_M_25A-	35	71
7.2	195.75	324	1.07	7200	M0432200_M_25A-	35	71
6.0	232.81	379	0.92	7200	M0442225_M_25A-	45	71
5.4	260.47	424	0.83	7200	M0442250_M_25A-	45	71
19	73.95	122	3.73	7200	M053271_M_25A-	35	71
17	80.40	133	3.43	7200	M053280_M_25A-	35	71
15	96.52	160	2.87	7200	M0532100_M_25A-	35	71
12	115.82	192	2.39	7200	M0532112_M_25A-	35	71
11	130.50	216	2.12	7200	M0532125_M_25A-	35	71
9.2	151.71	251	1.83	7200	M0532160_M_25A-	35	71
8.1	172.19	285	1.63	7200	M0532180_M_25A-	35	71
7.2	195.75	324	1.42	7200	M0532200_M_25A-	35	71
6.0	232.81	379	1.22	7200	M0542225_M_25A-	45	71
5.4	260.47	424	1.09	7200	M0542250_M_25A-	45	71
5.0	277.62	452	1.03	7200	M0542280_M_25A-	45	71
4.6	305.72	498	0.93	7200	M0542300_M_25A-	45	71
14	99.54	165	3.86	7200	M0632100_M_25A-	40	71
12	119.50	198	3.22	7200	M0632112_M_25A-	40	71
10	143.39	237	2.69	7200	M0632125_M_25A-	40	71
8.7	161.57	267	2.39	7200	M0632160_M_25A-	40	71
7.5	187.83	311	2.05	7200	M0632180_M_25A-	40	71
6.6	213.18	353	1.81	7200	M0632200_M_25A-	40	71
5.8	242.36	401	1.49	7200	M0632225_M_25A-	40	71
5.1	272.91	444	1.41	7200	M0642280_M_25A-	51	71
4.5	313.91	511	1.22	7200	M0642300_M_25A-	51	71
3.8	365.10	595	1.05	7200	M0642360_M_25A-	51	71
3.5	396.93	646	0.97	7200	M0642400_M_25A-	51	71
3.2	444.10	723	0.89	7200	M0642450_M_25A-	51	71
6.1	229.00	373	2.38	10000	M0742225_M_25A-	59	71
5.4	259.68	423	2.10	10000	M0742250_M_25A-	59	71
4.9	286.42	466	1.91	10000	M0742280_M_25A-	59	71
4.4	315.41	514	1.73	10000	M0742300_M_25A-	59	71
3.9	361.21	588	1.51	10000	M0742360_M_25A-	59	71
3.4	415.49	677	1.32	10000	M0742400_M_25A-	59	71
3.0	469.77	765	1.17	10000	M0742450_M_25A-	59	71
2.7	510.72	832	1.07	10000	M0742500_M_25A-	59	71
2.4	592.12	964	0.93	10000	M0742650_M_25A-	59	71

NOTE

Other output speeds are available using 2 and 8 pole motors - Consult Application Engineering

SELECTION TABLES

0.25 kW
6 POLE

NZ RPM	i	M2 Nm	Fm	N	Unit Designation	kg	Motor Size
Output Speed	Ratio	Output Torque	Service Factor	Overhung Load	Column Entry 1 - 20 Blanks to be filled when entering order	Weight of base mount unit	
245	3.75	9.5	7.13	1768	M01223.6_M_25C	20	71
181	5.07	13	5.89	1845	M01225.0_M_25C	20	71
160	5.76	15	5.32	1844	M01225.6_M_25C	20	71
141	6.53	17	4.82	1845	M01226.3_M_25C	20	71
110	8.35	21	4.00	1900	M01228.0_M_25C	20	71
102	9.00	23	3.80	1900	M01229.0_M_25C	20	71
81	11.36	29	3.12	1900	M012211_M_25C	20	71
71	12.88	33	2.75	1900	M012212_M_25C	20	71
63	14.71	37	2.41	1900	M012214_M_25C	20	71
56	16.37	42	2.16	1900	M012215_M_25C	20	71
51	18.05	46	1.96	1900	M012218_M_25C	20	71
46	19.86	51	1.78	1900	M012220_M_25C	20	71
40	23.27	59	1.52	1900	M012222_M_25C	20	71
33	27.92	71	1.27	1900	M012228_M_25C	20	71
28	32.54	83	1.09	1900	M012232_M_25C	20	71
25	36.16	92	0.98	1895	M012236_M_25C	20	71
52	17.58	45	3.58	4000	M022218_M_25C	23	71
45	20.23	51	3.11	4000	M022220_M_25C	23	71
42	21.99	56	2.86	4000	M022222_M_25C	23	71
35	26.40	67	2.38	4000	M022228_M_25C	23	71
29	31.68	81	1.99	4000	M022232_M_25C	23	71
26	35.69	91	1.76	4000	M022236_M_25C	23	71
22	41.49	106	1.52	4000	M022245_M_25C	23	71
20	47.09	120	1.34	4000	M022250_M_25C	23	71
17	53.54	136	1.18	4000	M022256_M_25C	23	71
16	57.03	144	1.11	4000	M023256_M_25C	25	71
15	62.87	158	1.01	4000	M023263_M_25C	25	71
13	69.19	174	0.92	4000	M023271_M_25C	25	71
42	21.99	56	3.76	3873	M032222_M_25C	23	71
35	26.40	67	3.13	3771	M032228_M_25C	23	71
29	31.68	81	2.61	3695	M032232_M_25C	23	71
26	35.69	91	2.31	3695	M032236_M_25C	23	71
22	41.49	106	1.95	3918	M032245_M_25C	23	71
20	47.09	120	1.74	4000	M032250_M_25C	23	71
17	53.54	136	1.51	4000	M032256_M_25C	23	71
18	57.03	144	1.46	4000	M033256_M_25C	25	71
15	62.87	158	1.33	4000	M033263_M_25C	25	71
13	69.19	174	1.21	4000	M033271_M_25C	25	71
11	81.07	204	1.03	4000	M033280_M_25C	25	71
9.5	97.26	245	0.86	4000	M0332100_M_25C	25	71
16	58.38	147	2.31	7200	M043256_M_25C	35	71
14	64.29	162	2.10	7200	M043263_M_25C	35	71
12	73.95	186	1.83	7200	M043271_M_25C	35	71
11	80.40	202	1.68	7200	M043280_M_25C	35	71
10	96.52	243	1.40	7200	M0432100_M_25C	35	71
7.9	115.82	292	1.17	7200	M0432112_M_25C	35	71
7.0	130.50	329	1.04	7200	M0432125_M_25C	35	71
6.1	151.71	382	0.89	7200	M0432160_M_25C	35	71
16	58.38	147	3.06	7200	M053256_M_25C	35	71
14	64.29	162	2.78	7200	M053263_M_25C	35	71
12	73.95	186	2.42	7200	M053271_M_25C	35	71
11	80.40	202	2.22	7200	M053280_M_25C	35	71
10	96.52	243	1.85	7200	M0532100_M_25C	35	71
7.9	115.82	292	1.54	7200	M0532112_M_25C	35	71
7.0	130.50	329	1.37	7200	M0532125_M_25C	35	71
6.1	151.71	382	1.18	7200	M0532160_M_25C	35	71
5.3	172.19	433	1.04	7200	M0532180_M_25C	35	71
4.7	195.75	493	0.91	7200	M0532200_M_25C	35	71
13	72.28	182	3.44	7200	M063263_M_25C	40	71
12	79.60	200	3.12	7200	M063271_M_25C	40	71
10	91.56	230	2.71	7200	M063280_M_25C	40	71
9.2	99.54	251	2.49	7200	M0632100_M_25C	40	71
7.7	119.50	301	2.08	7200	M0632112_M_25C	40	71
6.4	143.39	361	1.73	7200	M0632125_M_25C	40	71
5.7	161.57	407	1.54	7200	M0632160_M_25C	40	71
4.9	187.83	473	1.32	7200	M0632180_M_25C	40	71
4.3	213.18	537	1.16	7200	M0632200_M_25C	40	71
3.8	242.36	610	1.02	7200	M0632225_M_25C	40	71
4.0	229.00	565	1.56	10000	M0742225_M_25C	59	71
3.5	259.68	640	1.37	10000	M0742250_M_25C	59	71
3.2	286.42	700	1.25	10000	M0742280_M_25C	59	71
2.9	313.41	778	1.13	10000	M0742300_M_25C	59	71
2.5	361.21	891	0.99	10000	M0742360_M_25C	59	71
2.2	415.49	1024	0.86	10000	M0742400_M_25C	59	71

NOTE

Other output speeds are available using 2 and 8 pole motors - Consult Application Engineering

SELECTION TABLES

0.37 kW
4 POLE

NZ RPM	i	M2 Nm	Fm	N	Unit Designation	kg	Motor Size
Output Speed	Ratio	Output Torque	Service Factor	Overhung Load	Column Entry 1 - 20 Blanks to be filled when entering order	Weight of base mount unit	
376	3.75	9.2	6.50	1652	M01223.6_M_37A-	20	71
278	5.07	12	5.46	1740	M01225.0_M_37A-	20	71
245	5.76	14	5.09	1782	M01225.6_M_37A-	20	71
216	6.53	16	4.70	1782	M01226.3_M_37A-	20	71
169	8.35	21	3.89	1787	M01228.0_M_37A-	20	71
157	9.00	22	3.65	1785	M01229.0_M_37A-	20	71
124	11.36	28	3.03	1796	M012211_M_37A-	20	71
109	12.88	32	2.77	1879	M012212_M_37A-	20	71
96	14.71	36	2.50	1900	M012214_M_37A-	20	71
86	16.37	40	2.25	1900	M012216_M_37A-	20	71
78	18.05	44	2.04	1900	M012218_M_37A-	20	71
71	19.86	49	1.86	1900	M012220_M_37A-	20	71
61	23.27	57	1.58	1900	M012222_M_37A-	20	71
51	27.92	69	1.32	1900	M012225_M_37A-	20	71
43	32.54	80	1.14	1900	M012232_M_37A-	20	71
39	36.16	89	1.03	1900	M012236_M_37A-	20	71
80	17.58	43	3.73	4000	M022218_M_37A-	23	71
70	20.23	50	3.24	4000	M022220_M_37A-	23	71
64	21.99	54	2.97	4000	M022222_M_37A-	23	71
53	26.40	65	2.49	4000	M022228_M_37A-	23	71
45	31.68	78	2.08	4000	M022232_M_37A-	23	71
40	35.69	88	1.85	4000	M022236_M_37A-	23	71
34	41.49	102	1.59	4000	M022245_M_37A-	23	71
30	47.05	116	1.40	4000	M022250_M_37A-	23	71
26	53.54	131	1.23	4000	M022256_M_37A-	23	71
25	57.03	139	1.17	4000	M023256_M_37A-	25	71
22	62.87	153	1.06	4000	M023263_M_37A-	25	71
20	69.19	168	0.96	4000	M023271_M_37A-	25	71
17	81.07	197	0.82	4000	M023280_M_37A-	25	71
64	21.99	54	3.89	3856	M032222_M_37A-	23	71
53	26.40	65	3.26	3681	M032228_M_37A-	23	71
45	31.68	78	2.71	4000	M032232_M_37A-	23	71
40	35.69	88	2.41	4000	M032236_M_37A-	23	71
34	41.49	102	1.97	4000	M032245_M_37A-	23	71
30	47.05	116	1.77	4000	M032250_M_37A-	23	71
26	53.54	131	1.58	4000	M032256_M_37A-	23	71
25	57.03	139	1.53	4000	M033256_M_37A-	25	71
22	62.87	153	1.38	4000	M033263_M_37A-	25	71
20	69.19	168	1.26	4000	M033271_M_37A-	25	71
17	81.07	197	1.08	4000	M033280_M_37A-	25	71
14	97.26	236	0.90	4000	M0332100_M_37A-	25	71
40	35.25	87	3.93	7200	M042236_M_37A-	34	71
38	43.20	106	3.20	7200	M042245_M_37A-	34	71
29	48.15	118	2.88	7200	M042250_M_37A-	34	71
26	54.00	133	2.04	7200	M042256_M_37A-	34	71
24	58.38	142	2.41	7200	M043256_M_37A-	35	71
22	64.29	156	2.18	7200	M043263_M_37A-	35	71
19	73.95	180	1.90	7200	M043271_M_37A-	35	71
18	80.40	195	1.75	7200	M043280_M_37A-	35	71
15	96.53	235	1.46	7200	M0432100_M_37A-	35	71
12	115.82	282	1.22	7200	M0432112_M_37A-	35	71
11	130.50	317	1.08	7200	M0432125_M_37A-	35	71
9.3	151.71	369	0.93	7200	M0432160_M_37A-	35	71
8.2	172.19	419	0.82	7200	M0432180_M_37A-	35	71
29	48.15	118	3.21	7200	M052250_M_37A-	34	71
26	54.00	133	2.04	7200	M052256_M_37A-	34	71
24	58.38	142	3.18	7200	M053256_M_37A-	35	71
22	64.29	156	2.90	7200	M053263_M_37A-	35	71
19	73.95	180	2.52	7200	M053271_M_37A-	35	71
18	80.40	195	2.32	7200	M053280_M_37A-	35	71
15	96.53	235	1.94	7200	M0532100_M_37A-	35	71
12	115.82	282	1.62	7200	M0532112_M_37A-	35	71
11	130.50	317	1.44	7200	M0532125_M_37A-	35	71
9.3	151.71	369	1.23	7200	M0532160_M_37A-	35	71
8.2	172.19	419	1.09	7200	M0532180_M_37A-	35	71
7.2	195.75	476	0.96	7200	M0532200_M_37A-	35	71
26	53.49	131	4.00	7200	M062250_M_37A-	39	71
24	59.63	146	3.21	7200	M062256_M_37A-	39	71
21	66.86	164	2.03	7200	M062263_M_37A-	39	71

NOTE

Other output speeds are available using 2 and 8 pole motors - Consult Application Engineering

SELECTION TABLES

0.37 kW

4 POLE

N2 RPM	i	M2 Nm	Fm	N	Unit Designation	kg	
Output Speed	Ratio	Output Torque	Service Factor	Overhung Load	Column Entry 1 - 20 Blanks to be filled when entering order	Weight of base mount unit	Motor Size
20	72.28	176	3.60	7200	M063263_M_...37A-	40	71
18	79.60	193	3.24	7200	M063271_M_...37A-	40	71
15	91.56	223	2.84	7200	M063280_M_...37A-	40	71
14	99.54	242	2.61	7200	M0632100_M_...37A-	40	71
12	119.50	290	2.17	7200	M0632112_M_...37A-	40	71
10	143.39	349	1.82	7200	M0632125_M_...37A-	40	71
8.7	161.57	393	1.61	7200	M0632160_M_...37A-	40	71
7.5	187.83	457	1.39	7200	M0632180_M_...37A-	40	71
6.6	213.18	518	1.22	7200	M0632200_M_...37A-	40	71
5.8	242.36	589	1.02	7200	M0632225_M_...37A-	40	71
5.2	272.91	650	0.96	7200	M0642280_M_...37A-	51	71
6.2	229.00	545	1.61	10000	M0742225_M_...37A-	59	71
5.4	259.68	618	1.42	10000	M0742250_M_...37A-	59	71
4.8	286.42	682	1.29	10000	M0742280_M_...37A-	59	71
4.5	315.41	751	1.17	10000	M0742300_M_...37A-	59	71
3.9	361.21	860	1.02	10000	M0742360_M_...37A-	59	71
3.4	415.49	989	0.89	10000	M0742600_M_...37A-	59	71

0.37 kW

6 POLE

245	3.75	14	4.90	1730	M01223.6_M_...37C-	28	80
181	5.07	19	4.01	1795	M01225.0_M_...37C-	28	80
160	5.76	22	3.65	1792	M01225.6_M_...37C-	28	80
141	6.53	25	3.29	1795	M01226.3_M_...37C-	28	80
110	8.35	31	2.75	1855	M01228.0_M_...37C-	28	80
102	9.00	34	2.59	1899	M01229.0_M_...37C-	28	80
81	11.36	43	2.12	1900	M012211_M_...37C-	28	80
71	12.88	48	1.88	1900	M012212_M_...37C-	28	80
63	14.71	55	1.64	1900	M012214_M_...37C-	28	80
56	16.37	62	1.48	1900	M012216_M_...37C-	28	80
51	18.05	68	1.34	1900	M012218_M_...37C-	28	80
46	19.86	75	1.22	1900	M012220_M_...37C-	28	80
40	23.27	88	1.04	1900	M012222_M_...37C-	28	80
33	27.92	105	0.87	1900	M012228_M_...37C-	28	80
83	11.15	42	3.76	4000	M022211_M_...37C-	30	80
74	12.37	47	3.47	4000	M022212_M_...37C-	30	80
65	14.05	53	3.06	4000	M022214_M_...37C-	30	80
58	15.97	60	2.69	4000	M022216_M_...37C-	30	80
52	17.58	66	2.45	4000	M022218_M_...37C-	30	80
45	20.23	76	2.13	4000	M022220_M_...37C-	30	80
42	21.99	83	1.96	4000	M022222_M_...37C-	30	80
35	26.40	99	1.63	4000	M022228_M_...37C-	30	80
29	31.68	119	1.36	4000	M022232_M_...37C-	30	80
26	35.69	134	1.21	4000	M022236_M_...37C-	30	80
22	41.49	156	1.04	4000	M022245_M_...37C-	30	80
20	47.09	177	0.92	3963	M022250_M_...37C-	30	80
17	53.54	202	0.81	3908	M022256_M_...37C-	30	80
58	15.97	60	3.52	4000	M032216_M_...37C-	30	80
52	17.58	66	3.19	3933	M032218_M_...37C-	30	80
45	20.23	76	2.77	3768	M032220_M_...37C-	30	80
42	21.99	83	2.56	3657	M032222_M_...37C-	30	80
35	26.40	99	2.13	3380	M032228_M_...37C-	30	80
29	31.68	119	1.78	3228	M032232_M_...37C-	30	80
26	35.69	134	1.59	3189	M032236_M_...37C-	30	80
22	41.49	156	1.34	3759	M032245_M_...37C-	30	80
20	47.09	177	1.20	4000	M032250_M_...37C-	30	80
17	53.54	202	1.04	4000	M032256_M_...37C-	30	80
16	57.03	212	1.00	4000	M033256_M_...37C-	32	80
15	62.87	234	0.91	4000	M033263_M_...37C-	32	80
13	69.19	258	0.83	4000	M033271_M_...37C-	32	80
34	27.30	103	3.34	7200	M042228_M_...37C-	40	80
29	32.19	121	2.82	7200	M042232_M_...37C-	40	80
26	35.25	133	2.58	7200	M042236_M_...37C-	40	80
21	43.20	163	2.11	7200	M042245_M_...37C-	40	80
19	48.15	181	1.90	7200	M042250_M_...37C-	40	80
17	54.00	203	1.35	7200	M042256_M_...37C-	40	80
16	58.38	217	1.58	7200	M043256_M_...37C-	41	80
14	64.29	240	1.43	7200	M043263_M_...37C-	41	80
12	73.95	276	1.25	7200	M043271_M_...37C-	41	80
11	80.40	300	1.15	7200	M043280_M_...37C-	41	80
10	96.52	360	0.96	7200	M0432100_M_...37C-	41	80

NOTE

Other output speeds are available using 2 and 8 pole motors - Consult Application Engineering

SELECTION TABLES

0.37 kW

6 POLE

NZ RPM	i	M2 Rpm	Fm	N	Unit Designation	kg	Motor Size
Output Speed	Ratio	Output Torque	Service Factor	Overhung Load	Column Entry 1 - 20 Blanks to be filled when entering order	Weight of base mount unit	
29	32.19	121	3.76	7200	M052232_M_...37C-	40	80
26	35.25	133	3.44	7200	M052236_M_...37C-	40	80
21	43.20	163	2.54	7200	M052245_M_...37C-	40	80
19	48.15	181	2.13	7200	M052250_M_...37C-	40	80
17	54.00	203	1.35	7200	M052256_M_...37C-	40	80
16	58.38	217	2.10	7200	M053256_M_...37C-	41	80
14	64.29	240	1.90	7200	M053263_M_...37C-	41	80
12	73.95	276	1.66	7200	M053271_M_...37C-	41	80
11	80.40	300	1.52	7200	M053280_M_...37C-	41	80
10	96.52	360	1.27	7200	M0532100_M_...37C-	41	80
7.9	115.82	431	1.06	7200	M0532112_M_...37C-	41	80
7.0	130.50	486	0.94	7200	M0532125_M_...37C-	41	80
6.1	151.71	565	0.81	7200	M0532160_M_...37C-	41	80
21	43.64	164	3.80	7200	M062245_M_...37C-	45	80
17	53.49	201	2.70	7200	M062250_M_...37C-	45	80
15	59.61	224	2.13	7200	M062256_M_...37C-	45	80
14	66.86	252	1.33	7200	M062263_M_...37C-	45	80
13	72.28	269	2.36	7200	M063263_M_...37C-	46	80
12	79.60	297	2.14	7200	M063271_M_...37C-	46	80
10	91.56	341	1.86	7200	M063280_M_...37C-	46	80
9.2	99.54	371	1.71	7200	M0632100_M_...37C-	46	80
7.7	119.50	445	1.43	7200	M0632112_M_...37C-	46	80
6.4	143.39	534	1.19	7200	M0632125_M_...37C-	46	80
5.7	161.57	602	1.06	7200	M0632160_M_...37C-	46	80
4.9	187.83	700	0.91	7200	M0632180_M_...37C-	46	80
4.3	213.18	794	0.80	7200	M0632200_M_...37C-	46	80
16	58.95	220	3.99	10000	M073256_M_...37C-	56	80
15	62.83	234	3.76	10000	M073263_M_...37C-	56	80
12	74.47	277	3.16	10000	M073271_M_...37C-	56	80
12	79.51	296	2.98	10000	M073280_M_...37C-	56	80
9.3	98.66	368	2.40	10000	M0732100_M_...37C-	56	80
7.9	116.34	433	2.04	10000	M0732112_M_...37C-	56	80
7.2	127.39	475	1.86	10000	M0732125_M_...37C-	56	80
5.9	156.12	582	1.54	10000	M0732160_M_...37C-	56	80
5.3	174.01	648	1.39	10000	M0732180_M_...37C-	56	80
4.7	195.15	727	1.25	10000	M0732200_M_...37C-	56	80
4.0	229.00	836	1.06	10000	M0742225_M_...37C-	65	80
3.5	259.68	948	0.93	10000	M0742250_M_...37C-	65	80
3.2	286.42	1045	0.85	10000	M0742280_M_...37C-	65	80
4.0	228.91	835	2.04	16200	M0842225_M_...37C-	113	80
3.6	258.98	945	1.80	16200	M0842250_M_...37C-	113	80
3.1	301.21	1099	1.55	16200	M0842280_M_...37C-	113	80
2.7	337.01	1230	1.38	16200	M0842300_M_...37C-	113	80
2.6	359.19	1311	1.30	16200	M0842360_M_...37C-	113	80
2.2	425.69	1553	1.09	16200	M0842400_M_...37C-	113	80
1.9	480.51	1753	0.97	16200	M0842450_M_...37C-	113	80
1.8	513.04	1872	0.91	16200	M0842500_M_...37C-	113	80
4.0	231.85	846	3.68	20500	M0942225_M_...37C-	168	80
3.6	258.09	942	3.30	20500	M0942250_M_...37C-	168	80
3.2	286.74	1046	2.97	20500	M0942280_M_...37C-	168	80
3.1	300.18	1095	2.84	20500	M0942300_M_...37C-	168	80
2.6	357.95	1306	2.38	20500	M0942360_M_...37C-	168	80
2.3	397.69	1451	2.14	20500	M0942400_M_...37C-	168	80
2.0	452.94	1653	1.88	20500	M0942450_M_...37C-	168	80
1.8	503.22	1836	1.69	20500	M0942500_M_...37C-	168	80
1.4	665.75	2429	1.28	20500	M0942650_M_...37C-	168	80
1.2	736.35	2687	1.16	20500	M0942730_M_...37C-	168	80
1.0	882.06	3218	0.97	20500	M0942860_M_...37C-	168	80
0.88	1040.13	3795	0.82	20500	M094210C_M_...37C-	168	80
0.34	2735.22	9980	0.97	55000	M135227C_M_...37C-	325	80
0.29	3150.18	11494	0.84	55000	M135232C_M_...37C-	325	80
0.34	2739.37	9995	1.30	68000	M145227C_M_...37C-	421	80
0.28	3285.36	11990	1.08	68000	M145232C_M_...37C-	421	80
0.26	3598.07	13123	0.99	68000	M145236C_M_...37C-	421	80
0.23	3943.15	14387	0.90	68000	M145240C_M_...37C-	421	80

NOTE

Other output speeds are available using 2 and 8 pole motors - Consult Application Engineering

SELECTION TABLES

0.55 kW

4 POLE

NZ RPM	i	M2 Nm	Fm	N	Unit Designation	kg	Motor Size
Output Speed	Ratio	Output Torque	Service Factor	Overhung Load	Column Entry 1 - 20 Blanks to be filled when entering order	Weight of base mount unit	
379	3.75	34	4.43	1625	M01223.6_M_55A	28	80
280	5.07	18	3.72	1705	M01225.0_M_55A	28	80
247	5.76	21	3.47	1740	M01225.6_M_55A	28	80
217	6.53	24	3.21	1711	M01226.3_M_55A	28	80
170	8.35	30	2.65	1706	M01228.0_M_55A	28	80
158	9.00	33	2.49	1703	M01229.0_M_55A	28	80
125	11.36	41	2.07	1722	M012211_M_55A	28	80
110	12.88	47	1.89	1802	M012212_M_55A	28	80
97	14.71	53	1.70	1876	M012214_M_55A	28	80
87	16.37	59	1.54	1900	M012216_M_55A	28	80
79	18.05	65	1.39	1900	M012218_M_55A	28	80
72	19.86	72	1.27	1900	M012220_M_55A	28	80
61	23.27	84	1.08	1900	M012222_M_55A	28	80
51	27.92	101	0.90	1878	M012228_M_55A	28	80
127	11.15	40	3.63	4000	M022211_M_55A	30	80
115	12.37	45	3.35	4000	M022212_M_55A	30	80
101	14.05	51	3.04	4000	M022214_M_55A	30	80
89	15.97	58	2.80	4000	M022216_M_55A	30	80
81	17.58	64	2.55	4000	M022218_M_55A	30	80
70	20.23	73	2.21	4000	M022220_M_55A	30	80
65	21.99	80	2.03	4000	M022222_M_55A	30	80
54	26.40	96	1.70	4000	M022228_M_55A	30	80
45	31.68	115	1.42	4000	M022232_M_55A	30	80
40	35.69	129	1.26	4000	M022236_M_55A	30	80
34	41.49	150	1.08	4000	M022245_M_55A	30	80
30	47.09	171	0.95	4000	M022250_M_55A	30	80
27	53.54	194	0.84	4000	M022256_M_55A	30	80
101	14.05	51	3.85	4000	M032214_M_55A	30	80
89	15.97	58	3.60	3972	M032216_M_55A	30	80
81	17.58	64	3.31	3934	M032218_M_55A	30	80
70	20.23	73	2.88	3798	M032220_M_55A	30	80
65	21.99	80	2.65	3729	M032222_M_55A	30	80
54	26.40	96	2.23	3484	M032228_M_55A	30	80
45	31.68	115	1.85	3469	M032232_M_55A	30	80
40	35.69	129	1.65	3233	M032236_M_55A	30	80
34	41.49	150	1.34	3759	M032245_M_55A	30	80
30	47.09	171	1.21	4000	M032250_M_55A	30	80
27	53.53	194	1.08	4000	M032256_M_55A	30	80
25	57.03	205	1.04	4000	M033256_M_55A	32	80
23	62.87	226	0.94	4000	M033263_M_55A	32	80
21	69.19	248	0.86	4000	M033271_M_55A	32	80
52	27.30	99	3.44	7200	M042228_M_55A	40	80
44	32.19	117	2.94	7200	M042232_M_55A	40	80
40	35.25	128	2.69	7200	M042236_M_55A	40	80
33	43.20	157	2.19	7200	M042245_M_55A	40	80
29	48.15	175	1.98	7200	M042250_M_55A	40	80
26	54.00	196	1.41	7200	M042256_M_55A	40	80
24	58.38	209	1.64	7200	M043256_M_55A	41	80
22	64.29	231	1.49	7200	M043263_M_55A	41	80
19	73.95	265	1.29	7200	M043271_M_55A	41	80
18	80.40	288	1.19	7200	M043280_M_55A	41	80
15	96.52	346	0.99	7200	M0432100_M_55A	41	80
12	115.82	416	0.83	7200	M0432112_M_55A	41	80
44	32.19	117	3.90	7200	M052232_M_55A	40	80
40	35.25	128	3.58	7200	M052236_M_55A	40	80
33	43.20	157	2.71	7200	M052245_M_55A	40	80
29	48.15	175	2.18	7200	M052250_M_55A	40	80
26	54.00	196	1.41	7200	M052256_M_55A	40	80
24	58.38	209	2.17	7200	M053256_M_55A	41	80
22	64.29	231	1.98	7200	M053263_M_55A	41	80
19	73.95	265	1.72	7200	M053271_M_55A	41	80
18	80.40	288	1.58	7200	M053280_M_55A	41	80
15	96.52	346	1.32	7200	M0532100_M_55A	41	80
12	115.82	416	1.10	7200	M0532112_M_55A	41	80
11	130.50	468	0.98	7200	M0532125_M_55A	41	80
9.4	151.70	544	0.84	7200	M0532160_M_55A	41	80
33	43.64	158	3.95	7200	M062245_M_55A	45	80
27	53.49	194	2.76	7200	M062250_M_55A	45	80
24	59.61	216	2.21	7200	M062256_M_55A	45	80
21	66.86	242	1.38	7200	M062263_M_55A	45	80

NOTE

Other output speeds are available using 2 and 8 pole motors - Consult Application Engineering

SELECTION TABLES

0.55 kW

4 POLE

NZ RPM	i	M2 Nm	Fm	N	Unit Designation	kg	
Output Speed	Ratio	Output Torque	Service Factor	Overhung Load	Column Entry 1 - 20 Blanks to be filled when entering order	Weight of base mount unit	Motor Size
20	72.28	250	2.46	7200	M063263_M_55A-	46	80
18	79.50	286	2.21	7200	M063271_M_55A-	46	80
16	91.56	329	1.94	7200	M063280_M_55A-	46	80
14	99.54	357	1.78	7200	M0632100_M_55A-	46	80
12	119.50	429	1.48	7200	M0632112_M_55A-	46	80
10	143.39	514	1.24	7200	M0632125_M_55A-	46	80
8.8	161.57	580	1.10	7200	M0632160_M_55A-	46	80
7.6	187.83	674	0.95	7200	M0632180_M_55A-	46	80
6.7	213.20	765	0.83	7200	M0632200_M_55A-	46	80
24	58.95	212	3.61	10000	M073256_M_55A-	56	80
23	62.83	225	3.47	10000	M073263_M_55A-	56	80
19	74.47	267	3.10	10000	M073271_M_55A-	56	80
18	79.51	285	2.97	10000	M073280_M_55A-	56	80
14	98.66	354	2.49	10000	M0732100_M_55A-	56	80
12	116.34	417	2.12	10000	M0732112_M_55A-	56	80
11	127.39	457	1.94	10000	M0732125_M_55A-	56	80
9.1	156.12	560	1.58	10000	M0732160_M_55A-	56	80
8.2	174.01	624	1.42	10000	M0732180_M_55A-	56	80
7.3	195.15	700	1.27	10000	M0732200_M_55A-	56	80
6.2	229.00	805	1.10	10000	M0742225_M_55A-	65	80
5.5	259.68	913	0.97	10000	M0742250_M_55A-	65	80
5.0	286.42	1006	0.88	10000	M0742280_M_55A-	65	80
12	119.19	428	3.98	16200	M0832112_M_55A-	92	80
11	130.92	470	3.62	16200	M0832125_M_55A-	92	80
8.9	160.45	576	2.95	16200	M0832160_M_55A-	92	80
8.1	175.21	629	2.70	16200	M0832180_M_55A-	92	80
7.0	201.75	724	2.35	16200	M0832200_M_55A-	92	80
6.2	228.91	804	2.11	16200	M0842225_M_55A-	113	80
5.5	258.98	910	1.87	16200	M0842250_M_55A-	113	80
4.7	301.21	1058	1.61	16200	M0842280_M_55A-	113	80
4.2	337.01	1184	1.44	16200	M0842300_M_55A-	113	80
4.0	359.19	1262	1.35	16200	M0842360_M_55A-	113	80
3.3	425.69	1496	1.14	16200	M0842400_M_55A-	113	80
3.0	480.51	1689	1.01	16200	M0842450_M_55A-	113	80
2.8	513.04	1803	0.94	16200	M0842500_M_55A-	113	80
6.1	231.85	815	3.82	20500	M0942225_M_55A-	168	80
5.5	258.09	907	3.43	20500	M0942250_M_55A-	168	80
5.0	286.74	1008	3.09	20500	M0942280_M_55A-	168	80
4.7	300.18	1055	2.95	20500	M0942300_M_55A-	168	80
4.0	357.95	1258	2.47	20500	M0942360_M_55A-	168	80
3.6	397.69	1397	2.23	20500	M0942400_M_55A-	168	80
3.1	452.94	1592	1.95	20500	M0942450_M_55A-	168	80
2.8	503.22	1768	1.76	20500	M0942500_M_55A-	168	80
2.1	665.75	2339	1.33	20500	M0942650_M_55A-	168	80
1.9	736.35	2588	1.20	20500	M0942730_M_55A-	168	80
1.6	882.06	3100	1.00	20500	M0942860_M_55A-	168	80
1.4	1040.13	3655	0.85	20500	M094210C_M_55A-	168	80
0.52	2735.22	9612	1.01	55000	M135227C_M_55A-	325	80
0.45	3150.18	11070	0.88	55000	M135232C_M_55A-	325	80
0.52	2739.37	9626	1.35	68000	M145227C_M_55A-	421	80
0.43	3285.96	11547	1.13	68000	M145232C_M_55A-	421	80
0.39	3598.07	12644	1.03	68000	M145236C_M_55A-	421	80
0.36	3943.15	13856	0.94	68000	M145240C_M_55A-	421	80
248	3.75	21	3.29	1673	M01223.6_M_55C-	28	80
189	5.07	28	2.70	1720	M01225.0_M_55C-	28	80
161	5.76	32	2.46	1715	M01225.6_M_55C-	28	80
142	6.53	36	2.21	1720	M01226.3_M_55C-	28	80
111	8.35	46	1.85	1776	M01228.0_M_55C-	28	80
103	9.00	50	1.74	1817	M01229.0_M_55C-	28	80
82	11.36	63	1.43	1883	M012211_M_55C-	28	80
72	12.88	71	1.26	1878	M012212_M_55C-	28	80
63	14.71	81	1.11	1871	M012214_M_55C-	28	80
57	16.37	91	0.99	1899	M012216_M_55C-	28	80
52	18.05	100	0.90	1878	M012218_M_55C-	28	80
47	19.86	110	0.82	1859	M012220_M_55C-	28	80

0.55 kW

6 POLE

NOTE

Other output speeds are available using 2 and 8 pole motors - Consult Application Engineering

SELECTION TABLES

0.55 kW

6 POLE

NZ RPM	i	M2 Nm	Fm	N	Unit Designation	kg	
Output Speed	Ratio	Output Torque	Service Factor	Overhung Load	Column Entry 1 - 20 Blanks to be filled when entering order	Weight of base mount unit	Motor Size
148	6.30	35	3.96	4000	M02226_3_M_...55C	30	80
116	8.00	44	3.28	4000	M02228_0_M_...55C	30	80
102	9.09	50	2.98	4000	M02229_0_M_...55C	30	80
83	11.15	62	2.56	4000	M02231_1_M_...55C	30	80
75	12.37	68	2.34	4000	M02231_1_M_...55C	30	80
66	14.05	78	2.06	4000	M02231_4_M_...55C	30	80
58	15.97	88	1.81	4000	M02231_6_M_...55C	30	80
53	17.58	97	1.64	4000	M022218_M_...55C	30	80
46	20.23	112	1.43	4000	M022220_M_...55C	30	80
42	21.99	122	1.32	4000	M022222_M_...55C	30	80
35	26.40	146	1.10	4000	M022228_M_...55C	30	80
29	31.68	175	0.92	4000	M022232_M_...55C	30	80
26	35.69	198	0.82	4000	M022236_M_...55C	30	80
102	9.09	50	3.78	4000	M03229_0_M_...55C	30	80
83	11.15	62	3.29	4000	M032211_M_...55C	30	80
75	12.37	68	3.05	4000	M032212_M_...55C	30	80
66	14.05	78	2.70	4000	M032214_M_...55C	30	80
58	15.97	88	2.38	4000	M032216_M_...55C	30	80
53	17.58	97	2.16	3871	M032218_M_...55C	30	80
46	20.23	112	1.88	3549	M032220_M_...55C	30	80
42	21.99	122	1.73	3332	M032222_M_...55C	30	80
35	26.40	146	1.44	3153	M032228_M_...55C	30	80
29	31.68	175	1.20	3091	M032232_M_...55C	30	80
26	35.69	198	1.07	3053	M032236_M_...55C	30	80
22	41.49	230	0.90	3597	M032245_M_...55C	30	80
20	47.09	230	0.81	3597	M032250_M_...55C	30	80
57	16.31	90	3.77	7200	M042216_M_...55C	40	80
53	17.39	96	3.53	7200	M042218_M_...55C	40	80
45	20.61	114	2.98	7200	M042220_M_...55C	40	80
42	22.00	122	2.79	7200	M042222_M_...55C	40	80
34	27.30	151	2.15	7200	M042228_M_...55C	40	80
29	32.19	178	1.91	7200	M042232_M_...55C	40	80
26	35.25	195	1.74	7200	M042236_M_...55C	40	80
22	43.20	239	1.42	7200	M042245_M_...55C	40	80
19	48.15	267	1.28	7200	M042250_M_...55C	40	80
17	54.00	299	0.91	7200	M042256_M_...55C	40	80
16	58.38	320	1.06	7200	M043256_M_...55C	41	80
14	64.29	352	0.97	7200	M043263_M_...55C	41	80
13	73.95	405	0.84	7200	M043271_M_...55C	41	80
45	20.61	114	3.94	7200	M052220_M_...55C	40	80
42	22.00	122	3.70	7200	M052222_M_...55C	40	80
34	27.30	151	2.98	7200	M052228_M_...55C	40	80
29	32.19	178	2.53	7200	M052232_M_...55C	40	80
26	35.25	195	2.32	7200	M052236_M_...55C	40	80
22	43.20	239	1.84	7035	M052245_M_...55C	40	80
19	48.15	267	1.43	7029	M052250_M_...55C	40	80
17	54.00	299	0.91	7126	M052256_M_...55C	40	80
16	58.38	320	1.41	7200	M053256_M_...55C	41	80
14	64.29	352	1.28	7200	M053263_M_...55C	41	80
13	73.95	405	1.11	7200	M053271_M_...55C	41	80
12	80.40	440	1.02	7200	M053280_M_...55C	41	80
10	96.52	529	0.86	7200	M0532100_M_...55C	41	80
28	33.80	187	3.35	7200	M062232_M_...55C	45	80
23	39.86	221	2.84	7200	M062236_M_...55C	45	80
21	43.64	242	2.60	7200	M062245_M_...55C	45	80
17	53.49	296	1.85	7200	M062250_M_...55C	45	80
16	59.61	330	1.43	7200	M062256_M_...55C	45	80
14	66.86	370	0.90	7200	M062263_M_...55C	45	80
13	72.28	396	1.59	7200	M063263_M_...55C	46	80
12	79.60	436	1.44	7200	M063271_M_...55C	46	80
10	91.56	502	1.25	7200	M063280_M_...55C	46	80
9.3	99.54	545	1.15	7200	M0632100_M_...55C	46	80
7.8	119.50	655	0.96	7200	M0632112_M_...55C	46	80
6.5	143.39	786	0.80	7200	M0632125_M_...55C	46	80
22	42.21	234	3.75	7205	M072245_M_...55C	55	80
19	48.56	269	2.63	9287	M072250_M_...55C	55	80
17	53.96	299	2.02	10000	M072256_M_...55C	55	80

NOTE

Other output speeds are available using 2 and 8 pole motors - Consult Application Engineering

SELECTION TABLES

0.55 kW
6 POLE

NZ RPM	i	M2 Nm	Fm	N	Unit Designation	kg	
Output Speed	Ratio	Output Torque	Service Factor	Overhung Load	Column Entry 1 - 20 Blanks to be filled when entering order	Weight of base mount unit	Motor Size
16	58.95	323	2.68	10000	M073256_M_55C-	56	80
15	62.83	344	2.53	10000	M073263_M_55C-	56	80
12	74.47	408	2.13	10000	M073271_M_55C-	56	80
12	79.51	436	2.00	10000	M073280_M_55C-	56	80
9.4	98.66	541	1.61	10000	M0732100_M_55C-	56	80
8.0	116.34	637	1.37	10000	M0732112_M_55C-	56	80
7.3	127.39	698	1.25	10000	M0732125_M_55C-	56	80
6.0	156.12	855	1.03	10000	M0732160_M_55C-	56	80
5.3	174.01	953	0.94	10000	M0732180_M_55C-	56	80
4.8	195.15	1069	0.84	10000	M0732200_M_55C-	56	80
11	84.31	462	3.68	16200	M083280_M_55C-	92	80
9.1	102.20	560	3.04	16200	M0832100_M_55C-	92	80
7.8	119.19	653	2.60	16200	M0832111_M_55C-	92	80
7.1	130.92	717	2.37	16200	M0832125_M_55C-	92	80
5.8	160.45	879	1.93	16200	M0832160_M_55C-	92	80
5.3	175.21	960	1.77	16200	M0832180_M_55C-	92	80
4.6	201.75	1105	1.54	16200	M0832200_M_55C-	92	80
4.1	228.91	1228	1.38	16200	M0842225_M_55C-	113	80
3.6	258.98	1390	1.22	16200	M0842250_M_55C-	113	80
3.1	301.21	1616	1.05	16200	M0842280_M_55C-	113	80
2.8	337.01	1808	0.94	16200	M0842300_M_55C-	113	80
5.9	157.10	861	3.61	20500	M0932160_M_55C-	148	80
5.4	171.55	940	3.31	20500	M0932180_M_55C-	148	80
4.7	197.54	1082	2.87	20500	M0932200_M_55C-	148	80
4.0	231.85	1244	2.50	20500	M0942225_M_55C-	168	80
3.6	258.09	1385	2.25	20500	M0942250_M_55C-	168	80
3.2	286.74	1538	2.02	20500	M0942280_M_55C-	168	80
3.1	300.18	1611	1.93	20500	M0942300_M_55C-	168	80
2.6	357.95	1921	1.62	20500	M0942360_M_55C-	168	80
2.3	397.69	2134	1.46	20500	M0942400_M_55C-	168	80
2.1	452.94	2430	1.28	20500	M0942450_M_55C-	168	80
1.8	503.22	2700	1.15	20500	M0942500_M_55C-	168	80
1.4	665.75	3572	0.87	20190	M0942650_M_55C-	168	80
3.7	254.58	1366	3.50	30000	M1042250_M_55C-	220	80
3.3	278.36	1494	3.20	30000	M1042280_M_55C-	220	80
3.0	309.32	1660	2.88	30000	M1042300_M_55C-	220	80
2.5	365.56	1961	2.44	30000	M1042360_M_55C-	220	80
2.3	398.71	2130	2.23	30000	M1042400_M_55C-	220	80
2.0	457.22	2453	1.95	30000	M1042450_M_55C-	220	80
1.9	500.94	2688	1.78	30000	M1042500_M_55C-	220	80
1.5	635.68	3411	1.40	30000	M1042650_M_55C-	220	80
1.3	727.99	3906	1.22	30000	M1042730_M_55C-	220	80
1.1	844.72	4532	1.05	30000	M1042860_M_55C-	220	80
0.94	967.84	5300	0.90	30000	M104210C_M_55C-	220	80
0.84	1107.30	5941	0.80	30000	M104211C_M_55C-	220	80
1.9	482.96	2591	3.74	55000	M1342450_M_55C-	324	80
1.7	546.05	2930	3.31	55000	M1342500_M_55C-	324	80
1.4	664.21	3564	2.72	55000	M1342650_M_55C-	324	80
1.3	729.13	3912	2.48	55000	M1342730_M_55C-	324	80
1.1	860.03	4614	2.10	55000	M1342860_M_55C-	324	80
0.93	997.11	5350	1.81	55000	M134210C_M_55C-	324	80
0.87	1067.83	5729	1.69	55000	M134211C_M_55C-	324	80
0.71	1302.41	6988	1.39	55000	M134213C_M_55C-	324	80
0.61	1521.33	8163	1.19	55000	M134215C_M_55C-	324	80
0.52	1798.16	9648	1.01	55000	M134218C_M_55C-	324	80
0.52	1798.16	9648	1.01	55000	M134220C_M_55C-	324	80
1.2	754.34	4047	3.21	68000	M1442730_M_55C-	420	80
1.1	852.89	4576	2.84	68000	M1442860_M_55C-	420	80
0.93	997.48	5352	2.43	68000	M144210C_M_55C-	420	80
0.80	1156.47	6205	2.10	68000	M144211C_M_55C-	420	80
0.72	1291.58	6930	1.88	68000	M144213C_M_55C-	420	80
0.62	1510.56	8105	1.60	68000	M144215C_M_55C-	420	80
0.47	1981.35	10631	1.22	68000	M144220C_M_55C-	420	80
0.38	2445.42	13121	0.99	68000	M144224C_M_55C-	420	80
0.34	2717.13	14579	0.89	68000	M144227C_M_55C-	420	80

NOTE

Other output speeds are available using 2 and 8 pole motors - Consult Application Engineering

SELECTION TABLES

0.75kW

4 POLE

NZ RPM	i	M2 Nm	Fm	N	Unit Designation	kg	Motor Size
Output Speed	Ratio	Output Torque	Service Factor	Overhung Load	Column Entry 1 - 20 Blanks to be filled when entering order	Weight of base mount unit	
379	3.75	19	3.24	1596	MO1223.6_M_75A-	28	80
280	5.07	25	2.72	1665	MO1225.0_M_75A-	28	80
247	5.76	28	2.52	1694	MO1225.6_M_75A-	28	80
217	6.53	32	2.34	1633	MO1226.3_M_75A-	28	80
170	8.35	41	1.94	1616	MO1228.0_M_75A-	28	80
158	9.00	44	1.82	1612	MO1229.0_M_75A-	28	80
125	11.36	56	1.51	1664	MO12211_M_75A-	28	80
110	12.88	64	1.38	1741	MO12212_M_75A-	28	80
97	14.71	73	1.25	1814	MO12214_M_75A-	28	80
87	16.37	81	1.12	1863	MO12216_M_75A-	28	80
79	18.05	89	1.02	1900	MO12218_M_75A-	28	80
72	19.86	98	0.93	1885	MO12220_M_75A-	28	80
178	8.00	40	3.47	4000	MO2228.0_M_75A-	30	80
156	9.09	45	3.14	4000	MO2229.0_M_75A-	30	80
127	11.15	55	2.65	4000	MO22211_M_75A-	30	80
115	12.37	61	2.45	4000	MO22212_M_75A-	30	80
101	14.05	69	2.22	4000	MO22214_M_75A-	30	80
89	15.97	79	2.04	4000	MO22216_M_75A-	30	80
81	17.58	87	1.86	4000	MO22218_M_75A-	30	80
70	20.23	100	1.61	4000	MO22220_M_75A-	30	80
65	21.99	109	1.48	4000	MO22222_M_75A-	30	80
54	26.40	130	1.24	4000	MO22228_M_75A-	30	80
45	31.68	157	1.04	4000	MO22232_M_75A-	30	80
40	35.69	176	0.92	4000	MO22236_M_75A-	30	80
156	9.09	45	3.76	4000	MO3229.0_M_75A-	30	80
127	11.15	55	3.28	4000	MO32211_M_75A-	30	80
115	12.37	61	3.07	4000	MO32212_M_75A-	30	80
101	14.05	69	2.81	4000	MO32214_M_75A-	30	80
89	15.97	79	2.63	3957	MO32216_M_75A-	30	80
81	17.58	87	2.42	3898	MO32218_M_75A-	30	80
70	20.23	100	2.11	3689	MO32220_M_75A-	30	80
65	21.99	109	1.94	3603	MO32222_M_75A-	30	80
54	26.40	130	1.63	3366	MO32228_M_75A-	30	80
45	31.68	157	1.36	3182	MO32232_M_75A-	30	80
40	35.69	176	1.20	3122	MO32236_M_75A-	30	80
34	41.69	205	0.98	3630	MO32245_M_75A-	30	80
30	47.09	233	0.88	3944	MO32250_M_75A-	30	80
82	17.39	86	3.96	7200	MO42218_M_75A-	40	80
69	20.61	102	3.34	7200	MO42220_M_75A-	40	80
65	22.00	109	3.13	7200	MO42222_M_75A-	40	80
52	27.30	135	2.52	7200	MO42228_M_75A-	40	80
40	32.19	159	2.15	7200	MO42232_M_75A-	40	80
40	35.25	174	1.96	7200	MO42236_M_75A-	40	80
33	43.20	214	1.60	7200	MO42245_M_75A-	40	80
29	48.15	238	1.44	7200	MO42250_M_75A-	40	80
26	54.00	267	1.03	7200	MO42256_M_75A-	40	80
24	58.38	286	1.20	7200	MO43256_M_75A-	41	80
22	64.29	315	1.09	7200	MO43263_M_75A-	41	80
19	73.95	362	0.95	7200	MO43271_M_75A-	41	80
18	80.40	393	0.87	7200	MO43280_M_75A-	41	80
52	27.30	135	3.36	7200	MO52228_M_75A-	40	80
44	32.19	159	2.85	7200	MO52232_M_75A-	40	80
40	35.25	174	2.62	7200	MO52236_M_75A-	40	80
33	43.20	214	1.99	7097	MO52245_M_75A-	40	80
29	48.15	238	1.60	7117	MO52250_M_75A-	40	80
26	54.00	267	1.03	7200	MO52256_M_75A-	40	80
24	58.38	286	1.59	7200	MO53256_M_75A-	41	80
22	64.29	315	1.44	7200	MO53263_M_75A-	41	80
19	73.95	362	1.26	7200	MO53271_M_75A-	41	80
18	80.40	393	1.16	7200	MO53280_M_75A-	41	80
15	96.52	472	0.97	7200	MO532100_M_75A-	41	80
42	33.80	167	3.77	7200	MO62232_M_75A-	45	80
36	39.86	197	3.21	7200	MO62236_M_75A-	45	80
33	43.64	216	2.93	7200	MO62245_M_75A-	45	80
27	52.69	264	2.02	7200	MO62250_M_75A-	45	80
24	59.61	295	1.63	7200	MO62256_M_75A-	45	80
21	66.86	330	1.01	7200	MO62263_M_75A-	45	80
20	72.28	354	1.80	7200	MO63263_M_75A-	46	80
18	79.60	389	1.61	7200	MO63271_M_75A-	46	80
16	91.56	448	1.42	7200	MO63280_M_75A-	46	80
14	99.54	487	1.30	7200	MO632100_M_75A-	46	80
12	119.50	585	1.08	7200	MO632112_M_75A-	46	80
10	143.39	702	0.91	7200	MO632125_M_75A-	46	80

NOTE

Other output speeds are available using 2 and 8 pole motors - Consult Application Engineering

SELECTION TABLES

0.75 kW

4 POLE

NZ RPM	i	M2 Nm	Fm	N	Unit Designation	kg	Motor Size
Output Speed	Ratio	Output Torque	Service Factor	Overhung Load	Column Entry 1 - 20 Blanks to be filled when entering order	Weight of base mount unit	
29	48.56	240	2.97	9694	M072250_M_...75A-	55	80
26	53.96	267	2.28	10000	M072256_M_...75A-	55	80
24	58.95	288	2.64	9458	M073256_M_...75A-	56	80
23	62.83	307	2.54	10000	M073263_M_...75A-	56	80
19	74.47	364	2.26	10000	M073271_M_...75A-	56	80
18	79.51	389	2.17	10000	M073280_M_...75A-	56	80
14	98.66	483	1.82	10000	M0732100_M_...75A-	56	80
12	116.34	569	1.55	10000	M0732112_M_...75A-	56	80
11	127.39	623	1.42	10000	M0732125_M_...75A-	56	80
9.1	156.12	764	1.16	10000	M0732160_M_...75A-	56	80
8.2	174.01	851	1.04	10000	M0732180_M_...75A-	56	80
7.3	195.15	955	0.93	10000	M0732200_M_...75A-	56	80
13.9	102.20	500	3.40	16200	M0832100_M_...75A-	92	80
11.9	119.19	583	2.92	16200	M0832112_M_...75A-	92	80
10.8	130.92	641	2.65	16200	M0832125_M_...75A-	92	80
8.9	160.45	785	2.17	16200	M0832160_M_...75A-	92	80
8.1	175.21	857	1.98	16200	M0832180_M_...75A-	92	80
7.0	201.75	987	1.72	16200	M0832200_M_...75A-	92	80
6.2	228.91	1097	1.55	16200	M0842225_M_...75A-	113	80
5.5	258.98	1241	1.37	16200	M0842250_M_...75A-	113	80
4.7	301.21	1443	1.18	16200	M0842280_M_...75A-	113	80
4.2	337.01	1615	1.05	16200	M0842300_M_...75A-	113	80
4.0	359.19	1721	0.99	16200	M0842360_M_...75A-	113	80
8.3	171.55	839	3.71	20500	M0932180_M_...75A-	148	80
7.2	197.54	967	3.22	20500	M0932200_M_...75A-	148	80
6.1	231.85	1131	2.80	20500	M0942225_M_...75A-	168	80
5.5	258.09	1237	2.51	20500	M0942250_M_...75A-	168	80
5.0	286.74	1374	2.26	20500	M0942280_M_...75A-	168	80
4.7	300.18	1438	2.16	20500	M0942300_M_...75A-	168	80
4.0	357.95	1735	1.81	20500	M0942360_M_...75A-	168	80
3.6	397.69	1906	1.63	20500	M0942400_M_...75A-	168	80
3.1	452.94	2170	1.43	20500	M0942450_M_...75A-	168	80
2.8	503.22	2411	1.29	20500	M0942500_M_...75A-	168	80
2.1	665.75	3150	0.97	20500	M0942650_M_...75A-	168	80
1.9	736.35	3528	0.88	20500	M0942730_M_...75A-	168	80
5.6	254.58	1220	3.92	30000	M1042250_M_...75A-	220	80
5.1	278.36	1334	3.58	30000	M1042280_M_...75A-	220	80
4.6	309.32	1482	3.22	30000	M1042300_M_...75A-	220	80
3.9	365.56	1752	2.73	30000	M1042360_M_...75A-	220	80
3.6	398.71	1911	2.50	30000	M1042400_M_...75A-	220	80
3.1	457.22	2191	2.18	30000	M1042450_M_...75A-	220	80
2.8	500.94	2400	1.99	30000	M1042500_M_...75A-	220	80
2.2	635.68	3046	1.57	30000	M1042650_M_...75A-	220	80
2.0	727.99	3488	1.37	30000	M1042730_M_...75A-	220	80
1.7	844.72	4048	1.18	30000	M1042860_M_...75A-	220	80
1.4	987.84	4734	1.01	30000	M104210C_M_...75A-	220	80
1.3	1107.30	5306	0.90	30000	M104211C_M_...75A-	220	80
2.6	546.05	2617	3.71	55000	M1342500_M_...75A-	324	80
2.1	664.21	3183	3.05	55000	M1342650_M_...75A-	324	80
1.9	729.13	3494	2.78	55000	M1342730_M_...75A-	324	80
1.7	860.03	4121	2.35	55000	M1342860_M_...75A-	324	80
1.4	997.11	4778	2.03	55000	M134210C_M_...75A-	324	80
1.3	1067.83	5117	1.90	55000	M134211C_M_...75A-	324	80
1.1	1302.41	6241	1.55	55000	M134213C_M_...75A-	324	80
0.93	1521.33	7290	1.33	55000	M134215C_M_...75A-	324	80
0.79	1798.16	8616	1.13	55000	M134218C_M_...75A-	324	80
0.79	1798.16	8616	1.13	55000	M134220C_M_...75A-	324	80
1.9	754.34	3615	3.60	68000	M1442730_M_...75A-	420	80
1.7	852.89	4087	3.18	68000	M1442860_M_...75A-	420	80
1.4	997.48	4780	2.72	68000	M144210C_M_...75A-	420	80
1.2	1156.47	5542	2.35	68000	M144211C_M_...75A-	420	80
1.1	1291.58	6189	2.10	68000	M144213C_M_...75A-	420	80
0.94	1510.56	7238	1.80	68000	M144215C_M_...75A-	420	80
0.78	1812.67	8686	1.50	68000	M144218C_M_...75A-	420	80
0.72	1981.35	9494	1.37	68000	M144220C_M_...75A-	420	80
0.58	2445.42	11718	1.11	68000	M144224C_M_...75A-	420	80
0.52	2717.13	13020	1.00	68000	M144227C_M_...75A-	420	80
0.52	2739.37	13127	0.99	68000	M145227C_M_...75A-	421	80
0.43	3285.96	15746	0.83	68000	M145232C_M_...75A-	421	80

NOTE

Other output speeds are available using 2 and 8 pole motors - Consult Application Engineering

SELECTION TABLES

0.75 kW
6 POLE

NZ RPM	i	M2 Nm	Fm	N	Unit Designation	kg	Motor Size
Output Speed	Ratio	Output Torque	Service Factor	Overhung Load	Column Entry 1 - 20 Blanks to be filled when entering order	Weight of base mount unit	
248	3.75	28	2.41	1610	M01223.6_M_75C	36	90S
183	5.07	38	1.99	1636	M01225.0_M_75C	36	90S
161	5.76	43	1.80	1630	M01225.6_M_75C	36	90S
142	6.53	49	1.62	1636	M01226.3_M_75C	36	90S
111	8.35	63	1.35	1716	M01228.0_M_75C	36	90S
103	9.00	68	1.28	1757	M01229.0_M_75C	36	90S
82	11.36	86	1.05	1820	M012311_M_75C	36	90S
72	12.88	97	0.93	1815	M012212_M_75C	36	90S
63	14.71	111	0.81	1808	M012214_M_75C	36	90S
185	5.03	38	3.45	4000	M02225.0_M_75C	38	90S
168	5.55	42	3.20	4000	M02225.6_M_75C	38	90S
148	6.30	48	2.90	4000	M02226.3_M_75C	38	90S
116	8.00	60	2.40	4000	M02228.0_M_75C	38	90S
102	9.09	69	2.19	4000	M02229.0_M_75C	38	90S
83	11.15	84	1.88	4000	M022211_M_75C	38	90S
75	12.37	93	1.71	4000	M022212_M_75C	38	90S
66	14.05	106	1.51	4000	M022214_M_75C	38	90S
58	15.97	121	1.33	4000	M022216_M_75C	38	90S
53	17.58	133	1.21	4000	M022218_M_75C	38	90S
46	20.23	153	1.05	4000	M022220_M_75C	38	90S
42	21.99	166	0.97	4000	M022222_M_75C	38	90S
35	26.40	199	0.81	4000	M022228_M_75C	38	90S
168	5.55	42	3.80	2872	M03225.6_M_75C	38	90S
148	6.30	48	3.51	2790	M03226.3_M_75C	38	90S
116	8.00	60	3.02	2699	M03228.0_M_75C	38	90S
102	9.09	69	2.77	2897	M03229.0_M_75C	38	90S
83	11.15	84	2.41	3206	M032211_M_75C	38	90S
75	12.37	93	2.24	3376	M032212_M_75C	38	90S
66	14.05	106	1.98	3568	M032214_M_75C	38	90S
58	15.97	121	1.74	3487	M032216_M_75C	38	90S
53	17.58	133	1.58	3345	M032218_M_75C	38	90S
46	20.23	153	1.38	3306	M032220_M_75C	38	90S
42	21.99	166	1.27	3109	M032222_M_75C	38	90S
35	26.40	199	1.05	3048	M032228_M_75C	38	90S
29	31.68	239	0.88	2987	M032232_M_75C	38	90S
74	12.54	95	3.57	7200	M042212_M_75C	49	90S
64	14.58	110	3.09	7200	M042214_M_75C	49	90S
57	16.31	123	2.76	7200	M042216_M_75C	49	90S
53	17.39	131	2.59	7200	M042218_M_75C	49	90S
45	20.61	156	2.19	7200	M042220_M_75C	49	90S
42	22.00	166	2.05	7200	M042222_M_75C	49	90S
34	27.30	206	1.65	7200	M042228_M_75C	49	90S
29	32.19	243	1.40	7200	M042232_M_75C	49	90S
26	35.25	266	1.28	7200	M042236_M_75C	49	90S
22	43.20	326	1.04	7163	M042245_M_75C	49	90S
19	48.15	363	0.94	7078	M042250_M_75C	49	90S
57	16.31	123	3.66	7200	M052216_M_75C	49	90S
53	17.39	131	3.43	7200	M052218_M_75C	49	90S
45	20.61	156	2.89	7200	M052220_M_75C	49	90S
42	22.00	166	2.71	7200	M052222_M_75C	49	90S
34	27.30	206	2.18	7200	M052228_M_75C	49	90S
29	32.19	243	1.85	7200	M052232_M_75C	49	90S
26	35.25	266	1.70	7198	M052236_M_75C	49	90S
22	43.20	326	1.35	6799	M052245_M_75C	49	90S
19	48.15	363	1.05	6793	M052250_M_75C	49	90S
16	58.38	436	1.03	7200	M053256_M_75C	50	90S
14	64.29	480	0.94	7200	M053263_M_75C	50	90S
13	73.95	552	0.82	7200	M053263_M_75C	50	90S
36	25.51	193	3.25	7200	M062222_M_75C	54	90S
34	27.24	206	3.04	7200	M062228_M_75C	54	90S
28	33.80	255	2.45	7200	M062232_M_75C	54	90S
23	39.86	301	2.08	7200	M062236_M_75C	54	90S
21	43.64	329	1.90	7200	M062245_M_75C	54	90S
17	53.49	404	1.35	7200	M062250_M_75C	54	90S
16	59.61	450	1.05	7200	M062256_M_75C	54	90S
13	72.28	540	1.16	7200	M063263_M_75C	55	90S
12	79.60	595	1.05	7200	M063271_M_75C	55	90S
10	91.56	684	0.92	7200	M063280_M_75C	55	90S
9.3	99.54	744	0.84	7200	M0632100_M_75C	55	90S

NOTE
Other output speeds are available using 2 and 8 pole motors - Consult Application Engineering

SELECTION TABLES

0.75 kW

6 POLE

NZ RPM	i	M2 Nm	Fm	N	Unit Designation	kg	Motor Size
Output Speed	Ratio	Output Torque	Service Factor	Overhung Load	Column Entry 1 - 20 Blanks to be filled when entering order	Weight of base mount unit	
29	32.12	242	3.59	7838	M072232_M_75C-	63	90S
26	35.17	265	3.28	7555	M072236_M_75C-	63	90S
22	42.21	319	2.75	6986	M072245_M_75C-	63	90S
19	48.56	367	1.93	9200	M072256_M_75C-	63	90S
17	53.96	407	1.48	10000	M072256_M_75C-	63	90S
16	58.95	440	1.97	10000	M073256_M_75C-	64	90S
15	62.83	469	1.85	10000	M073263_M_75C-	64	90S
12	74.47	556	1.56	10000	M073271_M_75C-	64	90S
12	79.51	594	1.47	10000	M073280_M_75C-	64	90S
9.4	98.66	737	1.18	10000	M0732100_M_75C-	64	90S
8.0	116.34	869	1.00	10000	M0732112_M_75C-	64	90S
7.3	127.39	952	0.92	10000	M0732125_M_75C-	64	90S
17	55.80	421	3.72	16200	M082256_M_75C-	98	90S
15	60.33	451	3.77	16200	M083256_M_75C-	100	90S
14	66.02	493	3.45	16200	M083263_M_75C-	100	90S
12	74.69	558	3.05	16200	M083271_M_75C-	100	90S
11	84.31	630	2.70	16200	M083280_M_75C-	100	90S
9.1	102.20	763	2.23	16200	M0832100_M_75C-	100	90S
7.8	119.19	890	1.91	16200	M0832112_M_75C-	100	90S
7.1	130.52	978	1.74	16200	M0832125_M_75C-	100	90S
5.8	160.45	1199	1.42	16200	M0832160_M_75C-	100	90S
5.3	175.21	1309	1.30	16200	M0832180_M_75C-	100	90S
4.6	201.75	1507	1.13	16200	M0832200_M_75C-	100	90S
4.1	228.91	1675	1.02	16200	M0842225_M_75C-	122	90S
8.0	116.70	872	3.57	20500	M0932112_M_75C-	156	90S
7.3	128.19	958	3.25	20500	M0932125_M_75C-	156	90S
5.9	157.10	1174	2.65	20500	M0932160_M_75C-	156	90S
5.4	171.55	1282	2.43	20500	M0932180_M_75C-	156	90S
4.7	197.54	1476	2.11	20500	M0932200_M_75C-	156	90S
4.0	231.85	1696	1.83	20500	M0942225_M_75C-	177	90S
3.6	258.09	1888	1.65	20500	M0942250_M_75C-	177	90S
3.2	286.74	2098	1.48	20500	M0942280_M_75C-	177	90S
3.1	300.18	2196	1.42	20500	M0942300_M_75C-	177	90S
2.6	357.95	2619	1.19	20500	M0942360_M_75C-	177	90S
2.3	397.69	2910	1.07	20500	M0942400_M_75C-	177	90S
2.1	452.94	3314	0.94	20500	M0942450_M_75C-	177	90S
1.8	503.22	3682	0.84	20500	M0942500_M_75C-	177	90S
4.2	220.22	1611	2.97	30000	M1042225_M_75C-	228	90S
3.7	254.58	1863	2.57	30000	M1042250_M_75C-	228	90S
3.3	278.36	2037	2.35	30000	M1042280_M_75C-	228	90S
3.0	309.32	2263	2.11	30000	M1042300_M_75C-	228	90S
2.5	365.56	2675	1.79	30000	M1042360_M_75C-	228	90S
2.3	398.71	2917	1.64	30000	M1042400_M_75C-	228	90S
2.0	457.22	3345	1.43	30000	M1042450_M_75C-	228	90S
1.9	500.94	3665	1.30	30000	M1042500_M_75C-	228	90S
1.5	635.68	4651	1.03	30000	M1042650_M_75C-	228	90S
1.3	727.99	5326	0.90	30000	M1042730_M_75C-	228	90S
2.5	370.11	2708	3.58	55000	M1342360_M_75C-	332	90S
2.2	418.46	3062	3.17	55000	M1342400_M_75C-	332	90S
1.9	482.96	3534	2.75	55000	M1342450_M_75C-	332	90S
1.7	546.05	3995	2.43	55000	M1342500_M_75C-	332	90S
1.4	664.21	4860	2.00	55000	M1342650_M_75C-	332	90S
1.3	729.13	5335	1.82	55000	M1342730_M_75C-	332	90S
1.1	860.03	6292	1.54	55000	M1342860_M_75C-	332	90S
0.93	997.11	7295	1.33	55000	M134210C_M_75C-	332	90S
0.87	1067.83	7813	1.24	55000	M134211C_M_75C-	332	90S
0.71	1302.41	9529	1.02	55000	M134213C_M_75C-	332	90S
1.8	506.63	3707	3.51	68000	M1442500_M_75C-	428	90S
1.4	656.00	4800	2.71	68000	M1442650_M_75C-	428	90S
1.2	754.34	5519	2.36	68000	M1442730_M_75C-	428	90S
1.1	852.89	6240	2.08	68000	M1442860_M_75C-	428	90S
0.93	997.48	7298	1.78	68000	M144210C_M_75C-	428	90S
0.80	1156.47	8461	1.54	68000	M144211C_M_75C-	428	90S
0.72	1281.98	9450	1.38	68000	M144213C_M_75C-	428	90S
0.62	1510.56	11052	1.18	68000	M144215C_M_75C-	428	90S
0.51	1812.67	13262	0.98	68000	M144218C_M_75C-	428	90S
0.47	1981.35	14497	0.90	68000	M144220C_M_75C-	428	90S

NOTE

Other output speeds are available using 2 and 8 pole motors - Consult Application Engineering

1.1 kW
4 POLE

NZ RPM	i	M2 Nm	Fm	N	Unit Designation	kg	Motor Size
Output Speed	Ratio	Output Torque	Service Factor	Overhung Load	Column Entry 1 - 20 Blanks to be filled when entering order	Weight of base mount unit	
381	3.75	27	2.20	1543	M01223_6_M_1.1A	36	90S
282	5.07	37	3.86	1596	M01225_0_M_1.1A	36	90S
248	5.76	44	4.61	1613	M01225_6_M_1.1A	36	90S
219	6.53	47	1.60	1496	M01226_3_M_1.1A	36	90S
171	8.35	60	1.32	1516	M01228_0_M_1.1A	36	90S
159	9.00	65	1.24	1526	M01229_0_M_1.1A	36	90S
126	11.36	82	1.03	1595	M012211_M_1.1A	36	90S
111	12.88	93	0.94	1668	M012212_M_1.1A	36	90S
97	14.71	106	0.85	1739	M012214_M_1.1A	36	90S
398	3.59	26	3.88	3750	M02223_6_M_1.1A	38	90S
284	5.03	36	3.20	3501	M02225_0_M_1.1A	38	90S
258	5.55	40	3.03	3457	M02225_6_M_1.1A	38	90S
227	6.30	45	2.80	3393	M02226_3_M_1.1A	38	90S
179	8.00	58	2.36	3275	M02228_0_M_1.1A	38	90S
157	9.09	65	2.14	3284	M02229_0_M_1.1A	38	90S
128	11.15	80	1.81	3362	M022211_M_1.1A	38	90S
116	12.37	89	1.66	3416	M022212_M_1.1A	38	90S
102	14.05	101	1.51	3579	M022214_M_1.1A	38	90S
90	15.97	115	1.39	3913	M022216_M_1.1A	38	90S
81	17.58	127	1.26	3981	M022218_M_1.1A	38	90S
71	20.23	146	1.10	4000	M022220_M_1.1A	38	90S
65	21.99	158	1.01	4000	M022222_M_1.1A	38	90S
54	26.40	190	0.84	4000	M022228_M_1.1A	38	90S
284	5.03	36	3.73	2901	M03225_0_M_1.1A	38	90S
258	5.55	40	3.51	2859	M03225_6_M_1.1A	38	90S
227	6.30	45	3.24	2777	M03226_3_M_1.1A	38	90S
179	8.00	58	2.80	2654	M03228_0_M_1.1A	38	90S
157	9.09	65	2.57	2596	M03229_0_M_1.1A	38	90S
128	11.15	80	2.23	2556	M032211_M_1.1A	38	90S
116	12.37	89	2.02	2637	M032212_M_1.1A	38	90S
102	14.05	101	1.92	2815	M032214_M_1.1A	38	90S
90	15.97	115	1.79	3017	M032216_M_1.1A	38	90S
81	17.58	127	1.64	3147	M032218_M_1.1A	38	90S
71	20.23	146	1.44	3498	M032220_M_1.1A	38	90S
65	21.99	158	1.33	3456	M032222_M_1.1A	38	90S
54	26.40	190	1.11	3227	M032228_M_1.1A	38	90S
45	31.68	228	0.92	3003	M032232_M_1.1A	38	90S
40	35.69	257	0.82	2993	M032236_M_1.1A	38	90S
131	10.89	78	3.97	6342	M042211_M_1.1A	49	90S
114	12.54	90	3.54	6597	M042212_M_1.1A	49	90S
98	14.58	105	3.13	6781	M042214_M_1.1A	49	90S
88	16.31	117	2.88	6998	M042216_M_1.1A	49	90S
82	17.39	125	2.72	7143	M042218_M_1.1A	49	90S
69	20.61	148	2.29	7200	M042220_M_1.1A	49	90S
65	22.00	158	2.15	7200	M042222_M_1.1A	49	90S
52	27.30	197	1.73	7200	M042228_M_1.1A	49	90S
44	32.19	232	1.47	7200	M042232_M_1.1A	49	90S
41	35.25	254	1.34	7200	M042236_M_1.1A	49	90S
33	43.20	313	1.05	7200	M042245_M_1.1A	49	90S
30	48.15	347	0.98	7200	M042250_M_1.1A	49	90S
88	16.31	117	3.83	6272	M052216_M_1.1A	49	90S
82	17.39	125	3.59	6331	M052218_M_1.1A	49	90S
69	20.61	148	3.03	6688	M052220_M_1.1A	49	90S
65	22.00	158	2.84	6809	M052222_M_1.1A	49	90S
52	27.30	197	2.29	7200	M052228_M_1.1A	49	90S
44	32.19	232	1.94	7200	M052232_M_1.1A	49	90S
41	35.25	254	1.78	7200	M052236_M_1.1A	49	90S
33	43.20	313	1.37	6810	M052245_M_1.1A	49	90S
30	48.15	347	1.10	6829	M052250_M_1.1A	49	90S
24	58.38	416	1.08	7200	M053256_M_1.1A	50	90S
22	64.29	458	0.98	7200	M053263_M_1.1A	50	90S
19	73.95	527	0.85	7200	M053271_M_1.1A	50	90S
56	25.51	184	3.40	7200	M062222_M_1.1A	54	90S
52	27.24	196	3.19	7200	M062228_M_1.1A	54	90S
42	33.80	243	2.57	7200	M062232_M_1.1A	54	90S
36	39.86	287	2.18	7200	M062236_M_1.1A	54	90S
33	43.64	314	1.99	7200	M062245_M_1.1A	54	90S
27	53.49	385	1.37	7200	M062250_M_1.1A	54	90S
24	59.61	429	1.10	7200	M062256_M_1.1A	54	90S
20	72.28	515	1.22	7200	M063263_M_1.1A	55	90S
18	79.60	567	1.10	7200	M063271_M_1.1A	55	90S
16	91.56	652	0.96	7200	M063280_M_1.1A	55	90S
14	99.54	709	0.88	7200	M0632100_M_1.1A	55	90S

NOTE

Other output speeds are available using 2 and 8 pole motors - Consult Application Engineering

SELECTION TABLES

1.1 kW
4 POLE

NZ RPM	i	M2 Nm	Fm	N	Unit Designation	kg	Motor Size
Output Speed	Ratio	Output Torque	Service Factor	Overhung Load	Column Entry 1 - 20 Blanks to be filled when entering order	Weight of base mount unit	
45	32.12	231	3.63	9517	M072322_M_1.1A-	63	905
41	35.17	253	3.35	9379	M072236_M_1.1A-	63	905
34	42.21	304	2.86	9338	M072245_M_1.1A-	63	905
29	48.56	350	2.02	9397	M072250_M_1.1A-	63	905
27	53.96	388	1.55	10000	M072256_M_1.1A-	63	905
24	58.95	420	1.79	10000	M073256_M_1.1A-	64	905
23	62.83	448	1.72	10000	M073263_M_1.1A-	64	905
19	74.47	531	1.54	10000	M073271_M_1.1A-	64	905
18	79.51	567	1.48	10000	M073280_M_1.1A-	64	905
14	98.66	703	1.24	10000	M0732100_M_1.1A-	64	905
12	116.34	829	1.05	10000	M0732112_M_1.1A-	64	905
11	127.39	908	0.96	10000	M0732125_M_1.1A-	64	905
26	55.80	402	3.85	16200	M082256_M_1.1A-	98	905
24	60.33	430	3.74	16200	M083256_M_1.1A-	100	905
22	66.02	470	3.51	16200	M083263_M_1.1A-	100	905
19	74.69	532	3.19	16200	M083271_M_1.1A-	100	905
17	84.31	601	2.83	16200	M083280_M_1.1A-	100	905
14	102.20	728	2.33	16200	M0832100_M_1.1A-	100	905
12	119.19	849	2.00	16200	M0832112_M_1.1A-	100	905
11	130.92	933	1.82	16200	M0832125_M_1.1A-	100	905
8.9	160.45	1143	1.49	16200	M0832160_M_1.1A-	100	905
8.2	175.21	1249	1.36	16200	M0832180_M_1.1A-	100	905
7.1	201.75	1438	1.18	16200	M0832200_M_1.1A-	100	905
6.2	228.91	1598	1.06	16200	M0842225_M_1.1A-	122	905
5.5	258.98	1807	0.94	16091	M0842250_M_1.1A-	122	905
4.7	301.21	2102	0.81	15826	M0842250_M_1.1A-	122	905
12	116.70	832	3.74	20500	M0932112_M_1.1A-	156	905
11	128.19	913	3.40	20500	M0932125_M_1.1A-	156	905
9.1	157.10	1119	2.78	20500	M0932160_M_1.1A-	156	905
8.3	171.55	1222	2.54	20500	M0932180_M_1.1A-	156	905
7.2	197.54	1408	2.21	20500	M0932200_M_1.1A-	156	905
6.2	231.85	1618	1.92	20500	M0942225_M_1.1A-	177	905
5.5	258.09	1801	1.73	20500	M0942250_M_1.1A-	177	905
5.0	286.74	2001	1.55	20500	M0942280_M_1.1A-	177	905
4.8	300.18	2095	1.48	20500	M0942300_M_1.1A-	177	905
4.0	357.95	2498	1.24	20500	M0942360_M_1.1A-	177	905
3.6	397.69	2775	1.12	20500	M0942400_M_1.1A-	177	905
3.2	452.94	3161	0.98	20463	M0942450_M_1.1A-	177	905
2.8	503.22	3512	0.89	20228	M0942500_M_1.1A-	177	905
6.5	220.22	1537	3.11	30000	M1042225_M_1.1A-	228	905
5.6	254.58	1777	2.69	30000	M1042250_M_1.1A-	228	905
5.1	278.36	1943	2.46	30000	M1042280_M_1.1A-	228	905
4.6	309.32	2159	2.21	30000	M1042300_M_1.1A-	228	905
3.9	365.56	2551	1.87	30000	M1042360_M_1.1A-	228	905
3.6	398.71	2783	1.72	30000	M1042400_M_1.1A-	228	905
3.1	457.22	3191	1.50	30000	M1042450_M_1.1A-	228	905
2.9	500.94	3496	1.37	30000	M1042500_M_1.1A-	228	905
2.2	635.68	4436	1.08	30000	M1042650_M_1.1A-	228	905
2.0	727.99	5081	0.94	30000	M1042730_M_1.1A-	228	905
1.7	844.72	5895	0.81	30000	M1042860_M_1.1A-	228	905
3.9	370.11	2583	3.76	55000	M1342360_M_1.1A-	332	905
3.4	418.46	2920	3.32	55000	M1342400_M_1.1A-	332	905
3.0	482.96	3371	2.88	55000	M1342450_M_1.1A-	332	905
2.6	546.05	3811	2.55	55000	M1342500_M_1.1A-	332	905
2.2	664.21	4635	2.09	55000	M1342650_M_1.1A-	332	905
2.0	729.13	5088	1.91	55000	M1342730_M_1.1A-	332	905
1.7	860.03	6002	1.62	55000	M1342860_M_1.1A-	332	905
1.4	997.11	6959	1.39	55000	M134210C_M_1.1A-	332	905
1.3	1067.83	7452	1.30	55000	M134211C_M_1.1A-	332	905
1.1	1302.41	9089	1.07	55000	M134213C_M_1.1A-	332	905
2.8	506.63	3536	3.68	68000	M1442500_M_1.1A-	428	905
2.2	656.00	4578	2.84	68000	M1442650_M_1.1A-	428	905
1.9	754.34	5264	2.47	68000	M1442730_M_1.1A-	428	905
1.7	852.89	5952	2.18	68000	M1442860_M_1.1A-	428	905
1.4	997.48	6961	1.87	68000	M144210C_M_1.1A-	428	905
1.2	1156.47	8071	1.61	68000	M144211C_M_1.1A-	428	905
1.1	1291.58	9014	1.44	68000	M144213C_M_1.1A-	428	905
0.95	1510.56	10542	1.23	68000	M144215C_M_1.1A-	428	905
0.79	1812.67	12650	1.03	68000	M144218C_M_1.1A-	428	905
0.72	1981.35	13828	0.94	68000	M144220C_M_1.1A-	428	905

NOTE
Other output speeds are available using 2 and 8 pole motors - Consult Application Engineering

SELECTION TABLES

1.1 kW

6 POLE

NZ RPM	i	M2 Nm	Fm	N	Unit Designation	kg	Motor Size
Output Speed	Ratio	Output Torque	Service Factor	Overhung Load	Column Entry 1 - 20 Blanks to be filled when entering order	Weight of base mount unit	
248	3.75	42	1.66	1500	M01223.6_M_-1.1C-	38	90L
183	5.07	56	1.36	1490	M01225.0_M_-1.1C-	38	90L
161	5.76	64	1.24	1515	M01225.6_M_-1.1C-	38	90L
142	6.53	72	1.11	1537	M01226.3_M_-1.1C-	38	90L
111	8.35	92	0.93	1647	M01228.0_M_-1.1C-	38	90L
259	3.59	40	2.92	3589	M02223.6_M_-1.1C-	40	90L
185	5.03	56	2.37	3420	M02225.0_M_-1.1C-	40	90L
168	5.55	61	2.19	3357	M02225.6_M_-1.1C-	40	90L
148	6.30	70	1.99	3376	M02226.3_M_-1.1C-	40	90L
116	8.00	89	1.65	3445	M02228.0_M_-1.1C-	40	90L
102	9.09	101	1.50	3607	M02229.0_M_-1.1C-	40	90L
83	11.15	123	1.28	4000	M02231.1_M_-1.1C-	40	90L
75	12.37	137	1.17	4000	M02232.2_M_-1.1C-	40	90L
66	14.05	156	1.03	4000	M02234.4_M_-1.1C-	40	90L
58	15.97	177	0.91	4000	M02236.6_M_-1.1C-	40	90L
53	17.58	195	0.83	3919	M02238.8_M_-1.1C-	40	90L
259	3.59	40	3.40	3020	M03223.6_M_-1.1C-	40	90L
185	5.03	56	2.77	2819	M03225.0_M_-1.1C-	40	90L
168	5.55	61	2.60	2755	M03225.6_M_-1.1C-	40	90L
148	6.30	70	2.40	2676	M03226.3_M_-1.1C-	40	90L
116	8.00	89	2.07	2589	M03228.0_M_-1.1C-	40	90L
102	9.09	101	1.90	2779	M03229.0_M_-1.1C-	40	90L
83	11.15	123	1.66	3077	M03231.1_M_-1.1C-	40	90L
75	12.37	137	1.53	3237	M03232.2_M_-1.1C-	40	90L
66	14.05	156	1.35	3421	M03234.4_M_-1.1C-	40	90L
58	15.97	177	1.19	3343	M03236.6_M_-1.1C-	40	90L
53	17.58	195	1.08	3207	M03238.8_M_-1.1C-	40	90L
46	20.23	224	0.94	3029	M03242.0_M_-1.1C-	40	90L
42	21.99	243	0.87	2984	M03246.6_M_-1.1C-	40	90L
74	12.54	139	2.43	7200	M04223.2_M_-1.1C-	51	90L
64	14.58	161	2.11	7200	M04224.4_M_-1.1C-	51	90L
57	16.31	181	1.88	7200	M04226.6_M_-1.1C-	51	90L
53	17.39	193	1.77	7200	M04228.8_M_-1.1C-	51	90L
45	20.61	228	1.49	7200	M04224.0_M_-1.1C-	51	90L
42	22.00	244	1.40	7200	M04226.2_M_-1.1C-	51	90L
34	27.30	302	1.13	7200	M04228.4_M_-1.1C-	51	90L
29	32.19	356	0.95	7093	M04232.8_M_-1.1C-	51	90L
26	35.25	390	0.87	7023	M04236.6_M_-1.1C-	51	90L
74	12.54	139	3.08	6484	M05223.2_M_-1.1C-	51	90L
64	14.58	161	2.79	6795	M05224.4_M_-1.1C-	51	90L
57	16.31	181	2.51	7015	M05226.6_M_-1.1C-	51	90L
53	17.39	193	2.35	7130	M05228.8_M_-1.1C-	51	90L
45	20.61	228	1.98	7200	M05224.0_M_-1.1C-	51	90L
42	22.00	244	1.86	7200	M05226.2_M_-1.1C-	51	90L
34	27.30	302	1.50	6932	M05228.4_M_-1.1C-	51	90L
29	32.19	356	1.27	6991	M05232.8_M_-1.1C-	51	90L
26	35.25	390	1.17	6908	M05236.6_M_-1.1C-	51	90L
22	43.20	478	0.92	6518	M05245.8_M_-1.1C-	51	90L
52	18.05	200	3.13	7200	M06223.6_M_-1.1C-	56	90L
46	20.20	224	2.81	7200	M06225.8_M_-1.1C-	56	90L
43	21.53	238	2.64	7200	M06228.0_M_-1.1C-	56	90L
36	25.51	282	2.22	7200	M06230.2_M_-1.1C-	56	90L
34	27.24	302	2.08	7200	M06232.4_M_-1.1C-	56	90L
28	33.80	374	1.68	7200	M06234.6_M_-1.1C-	56	90L
23	39.86	441	1.43	7200	M06236.8_M_-1.1C-	56	90L
21	43.64	483	1.31	7200	M06240.2_M_-1.1C-	56	90L
17	53.49	592	0.93	7200	M06246.6_M_-1.1C-	56	90L
45	20.54	227	3.71	8987	M07222.0_M_-1.1C-	65	90L
40	23.23	257	3.32	8888	M07224.2_M_-1.1C-	65	90L
35	26.93	298	2.91	8888	M07226.4_M_-1.1C-	65	90L
29	32.12	356	2.46	8405	M07228.6_M_-1.1C-	65	90L
26	35.17	389	2.25	8405	M07230.8_M_-1.1C-	65	90L
22	42.21	467	1.88	7755	M07233.0_M_-1.1C-	65	90L
19	48.56	538	1.32	9200	M07235.2_M_-1.1C-	65	90L
17	53.96	597	1.02	10000	M07237.4_M_-1.1C-	65	90L
16	58.95	646	1.35	10000	M07325.6_M_-1.1C-	66	90L
15	62.83	688	1.27	10000	M07327.8_M_-1.1C-	66	90L
12	74.47	816	1.07	10000	M07329.0_M_-1.1C-	66	90L
12	79.51	871	1.01	10000	M07330.2_M_-1.1C-	66	90L
9.4	98.66	1081	0.81	10000	M07331.4_M_-1.1C-	66	90L

NOTE

Other output speeds are available using 2 and 8 pole motors - Consult Application Engineering

SELECTION TABLES

1.1 kW
6 POLE

NZ RPM	i	M2 Nm	Fm	N	Unit Designation	kg	Motor Size
Output Speed	Ratio	Output Torque	Service Factor	Overhung Load	Column Entry 1 - 20 Blanks to be filled when entering order	Weight of base mount unit	
21	44.38	491	3.46	16200	M082245_M_1.1C	100	90L
19	48.46	536	3.17	16200	M082250_M_1.1C	100	90L
17	55.80	618	2.55	16200	M082256_M_1.1C	100	90L
15	60.33	661	2.57	16200	M083256_M_1.1C	102	90L
14	66.02	723	2.35	16200	M083263_M_1.1C	102	90L
12	74.69	818	2.08	16200	M083271_M_1.1C	102	90L
11	84.31	924	1.84	16200	M083280_M_1.1C	102	90L
9.1	102.20	1120	1.52	16200	M0832100_M_1.1C	102	90L
7.8	119.19	1306	1.30	16200	M0832112_M_1.1C	102	90L
7.1	130.92	1434	1.19	16200	M0832125_M_1.1C	102	90L
5.8	160.45	1758	0.97	16200	M0832160_M_1.1C	102	90L
5.3	175.21	1920	0.89	16200	M0832180_M_1.1C	102	90L
13	73.13	801	3.88	20500	M093271_M_1.1C	158	90L
11	82.55	904	3.44	20500	M093280_M_1.1C	158	90L
9.3	100.07	1096	2.84	20500	M0932100_M_1.1C	158	90L
8.0	116.70	1279	2.43	20500	M0932112_M_1.1C	158	90L
7.3	128.19	1405	2.21	20500	M0932125_M_1.1C	158	90L
5.9	157.10	1721	1.81	20500	M0932160_M_1.1C	158	90L
5.4	171.55	1880	1.65	20500	M0932180_M_1.1C	158	90L
4.7	197.54	2164	1.44	20500	M0932200_M_1.1C	158	90L
4.0	231.85	2488	1.25	20500	M0942225_M_1.1C	179	90L
3.6	258.09	2770	1.12	20500	M0942250_M_1.1C	179	90L
3.2	286.74	3077	1.01	20500	M0942280_M_1.1C	179	90L
3.1	300.18	3221	0.97	20421	M0942300_M_1.1C	179	90L
2.6	357.95	3841	0.81	20029	M0942360_M_1.1C	179	90L
4.2	220.22	2363	2.02	30000	M1042225_M_1.1C	230	90L
3.7	254.58	2732	1.75	30000	M1042250_M_1.1C	230	90L
3.3	278.36	2987	1.60	30000	M1042280_M_1.1C	230	90L
3.0	309.32	3319	1.44	30000	M1042300_M_1.1C	230	90L
2.5	365.56	3923	1.22	30000	M1042360_M_1.1C	230	90L
2.3	398.71	4279	1.12	30000	M1042400_M_1.1C	230	90L
2.0	457.22	4906	0.97	30000	M1042450_M_1.1C	230	90L
1.9	500.94	5376	0.89	30000	M1042500_M_1.1C	230	90L
3.6	258.39	2773	3.50	55000	M1342250_M_1.1C	334	90L
3.2	289.16	3103	3.13	55000	M1342280_M_1.1C	334	90L
2.9	323.18	3468	2.80	55000	M1342300_M_1.1C	334	90L
2.5	370.11	3972	2.44	55000	M1342360_M_1.1C	334	90L
2.2	418.46	4490	2.16	55000	M1342400_M_1.1C	334	90L
1.9	482.96	5183	1.87	55000	M1342450_M_1.1C	334	90L
1.7	546.05	5860	1.66	55000	M1342500_M_1.1C	334	90L
1.4	664.21	7128	1.36	55000	M1342650_M_1.1C	334	90L
1.3	723.13	7824	1.24	55000	M1342730_M_1.1C	334	90L
1.1	860.03	9229	1.05	55000	M1342860_M_1.1C	334	90L
0.93	997.11	10700	0.91	55000	M134210C_M_1.1C	334	90L
0.87	1067.83	11459	0.85	55000	M134211C_M_1.1C	334	90L
2.8	337.68	3624	3.59	68000	M1442300_M_1.1C	430	90L
2.6	352.51	3783	3.44	68000	M1442360_M_1.1C	430	90L
2.3	405.06	4347	2.99	68000	M1442400_M_1.1C	430	90L
2.0	459.33	4929	2.64	68000	M1442450_M_1.1C	430	90L
1.8	506.63	5437	2.39	68000	M1442500_M_1.1C	430	90L
1.4	656.00	7039	1.85	68000	M1442650_M_1.1C	430	90L
1.2	754.34	8095	1.61	68000	M1442730_M_1.1C	430	90L
1.1	852.89	9152	1.42	68000	M1442860_M_1.1C	430	90L
0.93	997.48	10704	1.21	68000	M144210C_M_1.1C	430	90L
0.80	1156.47	12410	1.05	68000	M144211C_M_1.1C	430	90L
0.72	1291.58	13860	0.94	68000	M144213C_M_1.1C	430	90L

NOTE
Other output speeds are available using 2 and 8 pole motors - Consult Application Engineering

SELECTION TABLES

1.5 kW

4 POLE

NZ RPM	i	M2 Nm	Fm	N	Unit Designation	kg	Motor Size
Output Speed	Ratio	Output Torque	Service Factor	Overhung Load	Column Entry 1 - 20 Blanks to be filled when entering order	Weight of base mount unit	
381	3.75	37	1.63	1484	M01223.6_M_1.5A-	38	90L
282	5.07	50	1.37	1517	M01225.0_M_1.5A-	38	90L
248	5.76	57	1.27	1521	M01225.6_M_1.5A-	38	90L
219	6.53	64	1.18	1418	M01226.3_M_1.5A-	38	90L
171	8.35	82	0.97	1465	M01228.0_M_1.5A-	38	90L
159	9.00	88	0.91	1474	M01229.0_M_1.5A-	38	90L
398	3.59	35	2.87	3728	M02223.6_M_1.5A-	40	90L
284	5.03	49	2.36	3385	M02225.0_M_1.5A-	40	90L
258	5.55	54	2.23	3342	M02225.6_M_1.5A-	40	90L
227	6.30	62	2.06	3281	M02226.3_M_1.5A-	40	90L
179	8.00	79	1.74	3167	M02228.0_M_1.5A-	40	90L
157	9.09	89	1.57	3173	M02229.0_M_1.5A-	40	90L
128	11.15	109	1.33	3250	M022211_M_1.5A-	40	90L
116	12.37	121	1.23	3304	M022212_M_1.5A-	40	90L
102	14.05	138	1.12	3463	M022214_M_1.5A-	40	90L
90	15.97	157	1.03	3850	M022216_M_1.5A-	40	90L
81	17.58	173	0.93	3848	M022218_M_1.5A-	40	90L
71	20.23	199	0.81	3906	M022220_M_1.5A-	40	90L
398	3.59	35	3.38	3018	M03223.6_M_1.5A-	40	90L
284	5.03	49	2.76	2807	M03225.0_M_1.5A-	40	90L
258	5.55	54	2.59	2765	M03225.6_M_1.5A-	40	90L
227	6.30	62	2.40	2687	M03226.3_M_1.5A-	40	90L
179	8.00	79	2.06	2566	M03228.0_M_1.5A-	40	90L
157	9.09	89	1.89	2510	M03229.0_M_1.5A-	40	90L
128	11.15	109	1.65	2473	M032211_M_1.5A-	40	90L
116	12.37	121	1.54	2548	M032212_M_1.5A-	40	90L
102	14.05	138	1.41	2720	M032214_M_1.5A-	40	90L
90	15.97	157	1.32	2918	M032216_M_1.5A-	40	90L
81	17.58	173	1.21	3042	M032218_M_1.5A-	40	90L
71	20.23	199	1.06	3280	M032220_M_1.5A-	40	90L
65	21.99	216	0.97	3340	M032222_M_1.5A-	40	90L
54	26.40	259	0.82	3121	M032228_M_1.5A-	40	90L
114	12.54	123	2.60	6376	M042212_M_1.5A-	51	90L
98	14.58	143	2.30	6553	M042214_M_1.5A-	51	90L
88	16.31	160	2.11	6764	M042216_M_1.5A-	51	90L
82	17.39	171	1.99	6904	M042218_M_1.5A-	51	90L
69	20.61	202	1.68	7200	M042220_M_1.5A-	51	90L
65	22.00	216	1.57	7200	M042222_M_1.5A-	51	90L
52	27.30	268	1.27	7200	M042228_M_1.5A-	51	90L
44	32.19	316	1.08	7188	M042232_M_1.5A-	51	90L
41	35.25	346	0.99	7122	M042236_M_1.5A-	51	90L
33	43.20	424	0.80	6959	M042240_M_1.5A-	51	90L
114	12.54	123	3.47	5768	M052212_M_1.5A-	51	90L
98	14.58	143	3.15	5922	M052214_M_1.5A-	51	90L
88	16.31	160	2.82	6064	M052216_M_1.5A-	51	90L
82	17.39	171	2.64	6119	M052218_M_1.5A-	51	90L
69	20.61	202	2.23	6466	M052220_M_1.5A-	51	90L
65	22.00	216	2.09	6583	M052222_M_1.5A-	51	90L
52	27.30	268	1.68	6977	M052228_M_1.5A-	51	90L
44	32.19	316	1.43	7083	M052232_M_1.5A-	51	90L
41	35.25	346	1.31	6995	M052236_M_1.5A-	51	90L
33	43.20	424	1.00	6582	M052245_M_1.5A-	51	90L
79	18.05	177	3.37	7200	M062216_M_1.5A-	56	90L
71	20.20	198	3.17	7200	M062218_M_1.5A-	56	90L
66	21.53	211	2.97	7200	M062220_M_1.5A-	56	90L
56	25.51	250	2.51	7200	M062222_M_1.5A-	56	90L
52	27.24	267	2.35	7200	M062228_M_1.5A-	56	90L
42	33.80	332	1.89	7200	M062232_M_1.5A-	56	90L
36	39.86	391	1.61	7200	M062236_M_1.5A-	56	90L
33	43.64	428	1.47	7200	M062245_M_1.5A-	56	90L
27	53.49	525	1.01	7200	M062250_M_1.5A-	56	90L
24	59.61	585	0.81	7200	M062256_M_1.5A-	56	90L
62	23.23	228	3.59	9012	M072222_M_1.5A-	65	90L
53	26.93	264	3.14	9005	M072228_M_1.5A-	65	90L
45	32.12	315	2.68	8470	M072232_M_1.5A-	65	90L
41	35.17	345	2.47	8218	M072236_M_1.5A-	65	90L
34	42.21	414	2.11	7697	M072245_M_1.5A-	65	90L
29	48.56	477	1.49	8986	M072250_M_1.5A-	65	90L
27	53.96	530	1.14	10000	M072256_M_1.5A-	65	90L

NOTE

Other output speeds are available using 2 and 8 pole motors - Consult Application Engineering

SELECTION TABLES

1.5 kW

4 POLE

NZ RPM	i	M2 Nm	Fm	N	Unit Designation	kg	Motor Size
Output Speed	Ratio	Output Torque	Service Factor	Overhung Load	Column Entry 1 - 20 Blanks to be filled when entering order	Weight of base mount unit	
24	58.95	579	1.33	9013	M073256_M_1.5A-	66	90L
23	62.83	617	1.27	10000	M073263_M_1.5A-	66	90L
19	74.47	731	1.14	10000	M073271_M_1.5A-	66	90L
18	79.51	781	1.09	10000	M073280_M_1.5A-	66	90L
14	98.66	969	0.91	10000	M0732100_M_1.5A-	66	90L
32	44.38	436	3.88	14278	M082245_M_1.5A-	100	90L
30	48.46	476	3.55	15520	M082250_M_1.5A-	100	90L
26	55.80	548	2.85	16200	M082256_M_1.5A-	100	90L
24	60.33	586	2.76	16200	M083256_M_1.5A-	102	90L
22	66.02	642	2.59	16200	M083263_M_1.5A-	102	90L
19	74.69	726	2.34	16200	M083271_M_1.5A-	102	90L
17	84.31	819	2.08	16200	M083280_M_1.5A-	102	90L
14	102.20	993	1.71	16200	M0832100_M_1.5A-	102	90L
12	119.19	1158	1.47	16200	M0832112_M_1.5A-	102	90L
11	130.52	1272	1.34	16200	M0832125_M_1.5A-	102	90L
9	160.45	1559	1.09	16200	M0832160_M_1.5A-	102	90L
8	175.21	1703	1.00	16200	M0832180_M_1.5A-	102	90L
7	201.75	1960	0.87	16200	M0832200_M_1.5A-	102	90L
17	82.55	802	3.88	20500	M093280_M_1.5A-	158	90L
14	100.07	972	3.20	20500	M0932100_M_1.5A-	158	90L
12	116.70	1134	2.74	20500	M0932112_M_1.5A-	158	90L
11	128.19	1246	2.50	20500	M0932125_M_1.5A-	158	90L
9.1	157.10	1527	2.04	20500	M0932160_M_1.5A-	158	90L
8.3	171.55	1667	1.87	20500	M0932180_M_1.5A-	158	90L
7.2	197.54	1919	1.62	20500	M0932200_M_1.5A-	158	90L
6.2	231.85	2206	1.41	20500	M0942225_M_1.5A-	179	90L
5.5	258.09	2458	1.27	20500	M0942250_M_1.5A-	179	90L
5.0	286.24	2729	1.14	20500	M0942280_M_1.5A-	179	90L
4.8	303.18	2857	1.09	20500	M0942300_M_1.5A-	179	90L
4.0	357.95	3406	0.91	20500	M0942360_M_1.5A-	179	90L
3.6	397.69	3785	0.82	20500	M0942400_M_1.5A-	179	90L
6.5	220.22	2096	2.28	30000	M1042225_M_1.5A-	230	90L
5.6	254.58	2423	1.97	30000	M1042250_M_1.5A-	230	90L
5.1	278.36	2649	1.80	30000	M1042280_M_1.5A-	230	90L
4.6	309.32	2944	1.62	30000	M1042300_M_1.5A-	230	90L
3.9	365.56	3479	1.37	30000	M1042360_M_1.5A-	230	90L
3.6	398.71	3794	1.26	30000	M1042400_M_1.5A-	230	90L
3.1	457.22	4351	1.10	30000	M1042450_M_1.5A-	230	90L
2.9	500.94	4767	1.00	30000	M1042500_M_1.5A-	230	90L
5.5	258.39	2459	3.94	55000	M1342250_M_1.5A-	334	90L
4.9	289.16	2752	3.52	55000	M1342280_M_1.5A-	334	90L
4.4	323.18	3076	3.15	55000	M1342300_M_1.5A-	334	90L
3.9	370.11	3522	2.75	55000	M1342360_M_1.5A-	334	90L
3.4	418.46	3982	2.44	55000	M1342400_M_1.5A-	334	90L
3.0	482.96	4596	2.11	55000	M1342450_M_1.5A-	334	90L
2.6	546.05	5197	1.87	55000	M1342500_M_1.5A-	334	90L
2.2	664.21	6321	1.53	55000	M1342650_M_1.5A-	334	90L
2.0	729.13	6939	1.40	55000	M1342730_M_1.5A-	334	90L
1.7	860.03	8185	1.19	55000	M1342860_M_1.5A-	334	90L
1.4	997.11	9489	1.02	55000	M134210C_M_1.5A-	334	90L
1.3	1067.83	10162	0.95	55000	M134211C_M_1.5A-	334	90L
3.5	405.06	3855	3.37	68000	M1442400_M_1.5A-	430	90L
3.1	459.33	4371	2.97	68000	M1442450_M_1.5A-	430	90L
2.8	506.63	4821	2.70	68000	M1442500_M_1.5A-	430	90L
2.2	656.00	6243	2.08	68000	M1442650_M_1.5A-	430	90L
1.9	754.34	7179	1.81	68000	M1442730_M_1.5A-	430	90L
1.7	852.89	8117	1.60	68000	M1442860_M_1.5A-	430	90L
1.4	997.48	9493	1.37	68000	M144210C_M_1.5A-	430	90L
1.2	1156.47	11006	1.18	68000	M144211C_M_1.5A-	430	90L
1.1	1291.58	12291	1.06	68000	M144213C_M_1.5A-	430	90L

NOTE

Other output speeds are available using 2 and 8 pole motors - Consult Application Engineering

SELECTION TABLES

1.5 kW

6 POLE

NZ RPM	i	M2 Nm	Fm	N	Unit Designation	kg	Motor Size
Output Speed	Ratio	Output Torque	Service Factor	Overhung Load	Column Entry 1 - 20 Blanks to be filled when entering order	Weight of base mount unit	
251	3.75	56	1.21	1379	M01223.6_M_-1.5C-	51	100L
185	5.07	76	1.00	1441	M01225.0_M_-1.5C-	51	100L
163	5.76	86	0.91	1464	M01225.6_M_-1.5C-	51	100L
144	6.53	97	0.82	1487	M01226.3_M_-1.5C-	51	100L
262	3.59	54	2.15	3383	M02223.6_M_-1.5C-	53	100L
187	5.03	75	1.74	3274	M02225.0_M_-1.5C-	53	100L
169	5.55	83	1.62	3300	M02225.6_M_-1.5C-	53	100L
149	6.30	94	1.47	3400	M02226.3_M_-1.5C-	53	100L
118	8.00	119	1.21	3524	M02228.0_M_-1.5C-	53	100L
103	9.09	136	1.11	3814	M02229.0_M_-1.5C-	53	100L
84	11.15	167	0.95	3977	M022211_M_-1.5C-	53	100L
76	12.37	185	0.87	3937	M022212_M_-1.5C-	53	100L
262	3.59	54	2.50	2920	M03223.6_M_-1.5C-	53	100L
187	5.03	75	2.04	2725	M03225.0_M_-1.5C-	53	100L
169	5.55	83	1.92	2664	M03225.6_M_-1.5C-	53	100L
149	6.30	94	1.78	2589	M03226.3_M_-1.5C-	53	100L
118	8.00	119	1.52	2503	M03228.0_M_-1.5C-	53	100L
103	9.09	136	1.40	2688	M03229.0_M_-1.5C-	53	100L
84	11.15	167	1.22	2974	M032211_M_-1.5C-	53	100L
76	12.37	185	1.13	3132	M032212_M_-1.5C-	53	100L
67	14.05	210	1.00	3310	M032214_M_-1.5C-	53	100L
59	15.97	239	0.88	3234	M032216_M_-1.5C-	53	100L
53	17.58	263	0.80	3103	M032218_M_-1.5C-	53	100L
187	5.04	75	3.61	5978	M04225.0_M_-1.5C-	63	100L
166	5.65	84	3.39	6039	M04225.6_M_-1.5C-	63	100L
148	6.34	95	3.11	6003	M04226.3_M_-1.5C-	63	100L
117	8.05	120	2.58	6315	M04228.0_M_-1.5C-	63	100L
103	9.13	136	2.34	6467	M04229.0_M_-1.5C-	63	100L
86	10.89	163	2.05	6783	M042211_M_-1.5C-	63	100L
75	12.54	187	1.80	7075	M042212_M_-1.5C-	63	100L
64	14.58	218	1.56	7200	M042214_M_-1.5C-	63	100L
58	16.31	244	1.40	7200	M042216_M_-1.5C-	63	100L
54	17.39	260	1.31	7200	M042218_M_-1.5C-	63	100L
46	20.61	308	1.10	7200	M042220_M_-1.5C-	63	100L
43	22.00	329	1.03	7157	M042222_M_-1.5C-	63	100L
34	27.30	408	0.83	6989	M042228_M_-1.5C-	63	100L
117	8.05	120	3.74	5770	M05228.0_M_-1.5C-	63	100L
103	9.13	136	3.30	5873	M05229.0_M_-1.5C-	63	100L
86	10.89	163	2.77	6073	M052211_M_-1.5C-	63	100L
75	12.54	187	2.28	6274	M052212_M_-1.5C-	63	100L
64	14.58	218	2.07	6575	M052214_M_-1.5C-	63	100L
58	16.31	244	1.85	6783	M052216_M_-1.5C-	63	100L
54	17.39	260	1.73	6895	M052218_M_-1.5C-	63	100L
46	20.61	308	1.46	7111	M052220_M_-1.5C-	63	100L
43	22.00	329	1.37	7039	M052222_M_-1.5C-	63	100L
34	27.30	408	1.10	6702	M052228_M_-1.5C-	63	100L
29	32.19	481	0.94	6761	M052232_M_-1.5C-	63	100L
27	35.25	526	0.85	6674	M052232_M_-1.5C-	63	100L
70	13.48	201	3.10	7200	M062232_M_-1.5C-	68	100L
61	15.52	232	2.70	7200	M062234_M_-1.5C-	68	100L
52	18.05	270	2.32	7200	M062236_M_-1.5C-	68	100L
47	20.20	302	2.07	7200	M062238_M_-1.5C-	68	100L
44	21.53	322	1.94	7200	M062240_M_-1.5C-	68	100L
37	25.51	381	1.64	7200	M062222_M_-1.5C-	68	100L
35	27.24	407	1.54	7200	M062228_M_-1.5C-	68	100L
28	33.80	505	1.24	7200	M062232_M_-1.5C-	68	100L
24	39.86	595	1.05	7200	M062236_M_-1.5C-	68	100L
22	43.64	652	0.96	7200	M062245_M_-1.5C-	68	100L
66	14.34	214	3.76	8921	M072214_M_-1.5C-	77	100L
58	16.26	243	3.37	9235	M072216_M_-1.5C-	77	100L
52	17.94	268	3.08	8986	M072218_M_-1.5C-	77	100L
46	20.54	307	2.73	8565	M072220_M_-1.5C-	77	100L
40	23.23	347	2.44	8208	M072222_M_-1.5C-	77	100L
35	26.93	402	2.14	7794	M072228_M_-1.5C-	77	100L
29	32.12	480	1.81	7269	M072232_M_-1.5C-	77	100L
27	35.17	525	1.65	7004	M072236_M_-1.5C-	77	100L
22	42.21	630	1.38	6455	M072245_M_-1.5C-	77	100L
19	48.56	725	0.97	8319	M072250_M_-1.5C-	77	100L
16	58.95	871	0.99	10000	M073256_M_-1.5C-	78	100L
15	62.83	929	0.93	10000	M073263_M_-1.5C-	78	100L

NOTE

Other output speeds are available using 2 and 8 pole motors - Consult Application Engineering

SELECTION TABLES

1.5 kW

6 POLE

NZ RPM	i	M2 Nm	Fm	N	Unit Designation	kg	Motor Size
Output Speed	Ratio	Output Torque	Service Factor	Overhung Load	Column Entry 1 - 20 Blanks to be filled when entering order	Weight of base mount unit	
33	28.27	422	3.96	15472	M082228_M_1.5C-	111	100L
29	32.97	492	3.45	16200	M082232_M_1.5C-	111	100L
26	36.21	541	3.14	16200	M082236_M_1.5C-	111	100L
21	44.38	663	2.56	16200	M082245_M_1.5C-	111	100L
19	48.46	724	2.35	16200	M082250_M_1.5C-	111	100L
17	55.80	833	1.87	16200	M082256_M_1.5C-	111	100L
16	60.33	892	1.91	16200	M083256_M_1.5C-	113	100L
14	66.02	976	1.74	16200	M083263_M_1.5C-	113	100L
13	74.69	1104	1.54	16200	M083271_M_1.5C-	113	100L
11	84.31	1246	1.36	16200	M083280_M_1.5C-	113	100L
9.2	102.20	1511	1.13	16200	M0832100_M_1.5C-	113	100L
7.9	119.19	1762	0.96	16200	M0832112_M_1.5C-	113	100L
7.2	130.92	1935	0.88	16200	M0832125_M_1.5C-	113	100L
19	49.07	733	3.90	20500	M092250_M_1.5C-	156	100L
17	55.18	824	3.22	20500	M092256_M_1.5C-	156	100L
16	59.07	873	3.56	20500	M093256_M_1.5C-	177	100L
15	64.64	956	3.25	20500	M093263_M_1.5C-	177	100L
13	73.13	1081	2.88	20500	M093271_M_1.5C-	177	100L
11	82.55	1220	2.55	20500	M093280_M_1.5C-	177	100L
9.4	100.07	1479	2.10	20500	M0932100_M_1.5C-	177	100L
8.1	116.70	1725	1.80	20500	M0932112_M_1.5C-	177	100L
7.3	128.19	1895	1.64	20500	M0932125_M_1.5C-	177	100L
6.0	157.10	2322	1.34	20500	M0932160_M_1.5C-	177	100L
5.5	171.55	2536	1.23	20500	M0932180_M_1.5C-	177	100L
4.8	197.54	2920	1.07	20500	M0932200_M_1.5C-	177	100L
4.1	231.85	3357	0.93	20500	M0942225_M_1.5C-	194	100L
3.6	258.09	3736	0.83	20500	M0942250_M_1.5C-	194	100L
30	98.68	1459	3.28	30000	M1032100_M_1.5C-	208	100L
8.2	113.96	1685	2.84	30000	M1032112_M_1.5C-	208	100L
7.5	125.81	1860	2.57	30000	M1032125_M_1.5C-	208	100L
6.1	152.91	2260	2.11	30000	M1032160_M_1.5C-	208	100L
5.4	173.08	2558	1.87	30000	M1032180_M_1.5C-	208	100L
4.8	194.62	2877	1.66	30000	M1032200_M_1.5C-	208	100L
4.3	220.22	3188	1.50	30000	M1042225_M_1.5C-	242	100L
3.7	254.58	3686	1.30	30000	M1042250_M_1.5C-	242	100L
3.4	278.36	4030	1.19	30000	M1042280_M_1.5C-	242	100L
3.0	309.32	4478	1.07	30000	M1042300_M_1.5C-	242	100L
2.6	365.56	5292	0.90	30000	M1042360_M_1.5C-	242	100L
5.3	178.56	2610	3.72	55000	M1332180_M_1.5C-	305	100L
4.7	198.54	2935	3.21	55000	M1332200_M_1.5C-	305	100L
4.2	224.86	3255	2.98	55000	M1342225_M_1.5C-	335	100L
3.6	258.39	3741	2.59	55000	M1342250_M_1.5C-	335	100L
3.3	289.16	4184	2.32	55000	M1342280_M_1.5C-	335	100L
2.9	323.18	4679	2.07	55000	M1342300_M_1.5C-	335	100L
2.5	370.11	5358	1.81	55000	M1342360_M_1.5C-	335	100L
2.2	418.46	6058	1.60	55000	M1342400_M_1.5C-	335	100L
1.9	482.96	6992	1.39	55000	M1342450_M_1.5C-	335	100L
1.7	546.05	7905	1.23	55000	M1342500_M_1.5C-	335	100L
1.4	664.21	9616	1.01	55000	M1342650_M_1.5C-	335	100L
1.3	729.13	10556	0.92	55000	M1342730_M_1.5C-	335	100L
3.9	244.15	3535	3.68	68000	M1442250_M_1.5C-	430	100L
3.4	278.86	4008	3.24	68000	M1442280_M_1.5C-	430	100L
2.8	337.68	4889	2.66	68000	M1442300_M_1.5C-	430	100L
2.7	352.51	5103	2.55	68000	M1442360_M_1.5C-	430	100L
2.3	405.06	5864	2.22	68000	M1442400_M_1.5C-	430	100L
2.0	459.33	6650	1.95	68000	M1442450_M_1.5C-	430	100L
1.9	506.63	7335	1.77	68000	M1442500_M_1.5C-	430	100L
1.4	656.00	9497	1.37	68000	M1442650_M_1.5C-	430	100L
1.2	754.34	10921	1.19	68000	M1442730_M_1.5C-	430	100L
1.1	852.89	12348	1.05	68000	M1442860_M_1.5C-	430	100L
0.70	1337.59	19365	1.07	98000	M164213C_M_1.5C-	809	100L
0.62	1504.08	21775	0.95	98000	M164215C_M_1.5C-	809	100L

NOTE

Other output speeds are available using 2 and 8 pole motors - Consult Application Engineering

SELECTION TABLES

2.2 kW

4 POLE

NZ RPM	i	M2 Nm	Fm	N	Unit Designation	kg	Motor Size
Output Speed	Ratio	Output Torque	Service Factor	Overhung Load	Column Entry 1 - 20 Blanks to be filled when entering order	Weight of base mount unit	
387	3.75	53	1.11	1380	M01223.6_M_2.2A-	51	100L
286	5.07	72	0.94	1380	M01225.0_M_2.2A-	51	100L
252	5.76	82	0.87	1360	M01225.6_M_2.2A-	51	100L
404	3.59	51	1.96	3690	M02223.6_M_2.2A-	53	100L
288	5.03	71	1.62	3249	M02225.0_M_2.2A-	53	100L
261	5.55	79	1.54	3208	M02225.6_M_2.2A-	53	100L
230	6.30	89	1.42	3149	M02226.3_M_2.2A-	53	100L
181	8.00	114	1.20	3040	M02228.0_M_2.2A-	53	100L
160	9.09	129	1.08	3047	M02229.0_M_2.2A-	53	100L
130	11.15	158	0.92	3120	M022211_M_2.2A-	53	100L
117	12.37	176	0.84	3170	M022212_M_2.2A-	53	100L
404	3.59	51	2.31	2895	M03223.6_M_2.2A-	53	100L
288	5.03	71	1.89	2692	M03225.0_M_2.2A-	53	100L
261	5.55	79	1.78	2652	M03225.6_M_2.2A-	53	100L
230	6.30	89	1.64	2577	M03226.3_M_2.2A-	53	100L
181	8.00	114	1.42	2463	M03228.0_M_2.2A-	53	100L
160	9.09	129	1.30	2409	M03229.0_M_2.2A-	53	100L
130	11.15	158	1.13	2372	M032211_M_2.2A-	53	100L
117	12.37	176	1.06	2445	M032212_M_2.2A-	53	100L
103	14.05	200	0.97	2612	M032214_M_2.2A-	53	100L
91	15.97	227	0.90	2799	M032216_M_2.2A-	55	100L
82	17.58	250	0.83	2921	M032218_M_2.2A-	53	100L
405	3.58	51	3.99	5497	M04223.6_M_2.2A-	63	100L
288	5.04	72	3.31	5521	M04225.0_M_2.2A-	63	100L
257	5.65	80	3.10	5550	M04225.6_M_2.2A-	63	100L
229	6.34	90	2.91	5623	M04226.3_M_2.2A-	63	100L
180	8.05	114	2.53	5736	M04228.0_M_2.2A-	63	100L
159	9.13	130	2.31	5602	M04229.0_M_2.2A-	63	100L
133	10.89	155	2.01	5885	M042211_M_2.2A-	63	100L
116	12.54	178	1.80	6122	M042212_M_2.2A-	63	100L
99	14.58	207	1.59	6293	M042214_M_2.2A-	63	100L
89	16.31	232	1.46	6495	M042216_M_2.2A-	63	100L
83	17.39	247	1.38	6629	M042218_M_2.2A-	63	100L
70	20.61	293	1.16	6984	M042220_M_2.2A-	63	100L
66	22.00	312	1.09	7126	M042222_M_2.2A-	63	100L
53	27.30	388	0.88	7028	M042228_M_2.2A-	63	100L
180	8.05	114	3.90	5288	M05228.0_M_2.2A-	63	100L
159	9.13	130	3.47	5344	M05229.0_M_2.2A-	63	100L
133	10.89	155	2.91	5466	M052211_M_2.2A-	63	100L
116	12.54	178	2.39	5537	M052212_M_2.2A-	63	100L
99	14.58	207	2.17	5685	M052214_M_2.2A-	63	100L
89	16.31	232	1.94	5820	M052216_M_2.2A-	63	100L
83	17.39	247	1.82	5875	M052218_M_2.2A-	63	100L
70	20.61	293	1.54	6207	M052220_M_2.2A-	63	100L
66	22.00	312	1.44	6319	M052222_M_2.2A-	63	100L
53	27.30	388	1.16	6699	M052228_M_2.2A-	63	100L
45	32.19	457	0.98	6798	M052232_M_2.2A-	63	100L
41	35.25	501	0.90	6711	M052236_M_2.2A-	63	100L
108	13.48	191	3.20	7200	M062212_M_2.2A-	68	100L
93	15.52	220	2.40	7200	M062214_M_2.2A-	68	100L
80	18.05	256	2.33	7200	M062216_M_2.2A-	68	100L
72	20.20	287	2.18	7200	M062218_M_2.2A-	68	100L
67	21.53	306	2.04	7200	M062220_M_2.2A-	68	100L
57	25.51	362	1.73	7200	M062222_M_2.2A-	68	100L
53	27.30	387	1.62	7200	M062228_M_2.2A-	68	100L
43	33.80	480	1.30	7200	M062232_M_2.2A-	68	100L
36	39.86	566	1.10	7200	M062236_M_2.2A-	68	100L
33	43.64	620	1.01	7200	M062245_M_2.2A-	68	100L
101	14.34	204	3.74	8331	M072214_M_2.2A-	77	100L
89	16.26	231	3.40	8633	M072216_M_2.2A-	77	100L
81	17.94	255	3.12	9020	M072218_M_2.2A-	77	100L
71	20.54	292	2.76	8833	M072220_M_2.2A-	77	100L
62	23.23	330	2.46	8647	M072222_M_2.2A-	77	100L
54	26.93	382	2.16	8641	M072228_M_2.2A-	77	100L
45	32.12	456	1.84	8128	M072232_M_2.2A-	77	100L
41	35.17	499	1.70	7885	M072236_M_2.2A-	77	100L
34	42.21	599	1.44	7380	M072245_M_2.2A-	77	100L
30	48.56	690	1.02	8614	M072250_M_2.2A-	77	100L
25	58.95	829	0.91	9897	M073256_M_2.2A-	78	100L
23	62.83	883	0.87	9850	M073263_M_2.2A-	78	100L

NOTE

Other output speeds are available using 2 and 8 pole motors - Consult Application Engineering

SELECTION TABLES

2.2 kW

4 POLE

NZ RPM	i	M2 Nm	Fm	N	Unit Designation	kg	Motor Size
Output Speed	Ratio	Output Torque	Service Factor	Overhung Load	Column Entry 1 - 20 Blanks to be filled when entering order	Weight of base mount unit	
44	32.97	468	3.47	11341	M082232_M_2.2A-	111	100L
40	36.21	514	3.21	11957	M082236_M_2.2A-	111	100L
35	44.38	630	2.68	13710	M082245_M_2.2A-	111	100L
30	48.46	688	2.46	14902	M082250_M_2.2A-	111	100L
26	55.80	792	1.95	16200	M082256_M_2.2A-	111	100L
24	60.33	848	1.89	16200	M083256_M_2.2A-	113	100L
22	66.02	928	1.78	16200	M083263_M_2.2A-	113	100L
19	74.69	1050	1.62	16200	M083271_M_2.2A-	113	100L
17	84.31	1185	1.43	16200	M083280_M_2.2A-	113	100L
14	102.20	1436	1.18	16200	M0832100_M_2.2A-	113	100L
12	119.19	1675	1.01	16200	M0832112_M_2.2A-	113	100L
11	130.92	1840	0.92	16200	M0832125_M_2.2A-	113	100L
26	55.18	784	3.38	20500	M092256_M_2.2A-	156	100L
25	59.07	830	3.75	20500	M093256_M_2.2A-	171	100L
22	64.64	909	3.42	20500	M093263_M_2.2A-	171	100L
20	73.13	1028	3.03	20500	M093271_M_2.2A-	171	100L
18	82.55	1160	2.68	20500	M093280_M_2.2A-	171	100L
14	100.07	1406	2.21	20500	M0932100_M_2.2A-	171	100L
12	116.70	1640	1.90	20500	M0932112_M_2.2A-	171	100L
11	128.10	1802	1.73	20500	M0932125_M_2.2A-	171	100L
9.2	157.10	2208	1.41	20500	M0932160_M_2.2A-	171	100L
8.5	171.55	2411	1.29	20500	M0932180_M_2.2A-	171	100L
7.3	197.54	2776	1.12	20500	M0932200_M_2.2A-	171	100L
6.3	231.85	3191	0.97	20500	M0942225_M_2.2A-	194	100L
5.6	258.09	3553	0.88	20500	M0942250_M_2.2A-	194	100L
15	98.68	1187	3.45	30000	M1032100_M_2.2A-	208	100L
13	113.96	1602	2.98	30000	M1032112_M_2.2A-	208	100L
12	125.81	1768	2.70	30000	M1032125_M_2.2A-	208	100L
9.5	152.91	2149	2.22	30000	M1032160_M_2.2A-	208	100L
8.4	173.08	2433	1.96	30000	M1032180_M_2.2A-	208	100L
7.5	194.62	2735	1.75	30000	M1032200_M_2.2A-	208	100L
6.6	220.22	3031	1.58	30000	M1042225_M_2.2A-	242	100L
5.7	254.58	3504	1.36	30000	M1042250_M_2.2A-	242	100L
5.2	278.36	3832	1.25	30000	M1042280_M_2.2A-	242	100L
4.7	309.32	4258	1.12	30000	M1042300_M_2.2A-	242	100L
4.0	365.56	5032	0.95	30000	M1042360_M_2.2A-	242	100L
3.6	398.71	5488	0.87	30000	M1042400_M_2.2A-	242	100L
6.4	224.86	3095	3.13	55000	M1342225_M_2.2A-	346	100L
5.6	258.39	3537	2.73	55000	M1342250_M_2.2A-	346	100L
5.0	289.35	3980	2.44	55000	M1342280_M_2.2A-	346	100L
4.5	323.18	4449	2.18	55000	M1342300_M_2.2A-	346	100L
3.9	370.11	5095	1.90	55000	M1342360_M_2.2A-	346	100L
3.5	418.46	5760	1.68	55000	M1342400_M_2.2A-	346	100L
3.0	482.96	6648	1.46	55000	M1342450_M_2.2A-	346	100L
2.7	546.05	7516	1.29	55000	M1342500_M_2.2A-	346	100L
2.2	664.21	9143	1.06	55000	M1342650_M_2.2A-	346	100L
2.0	729.13	10037	0.97	55000	M1342730_M_2.2A-	346	100L
1.7	860.03	11838	0.82	55000	M1342860_M_2.2A-	346	100L
5.9	244.25	3361	3.87	68000	M1442250_M_2.2A-	442	100L
5.2	276.86	3811	3.41	68000	M1442280_M_2.2A-	442	100L
4.3	337.68	4648	2.80	68000	M1442300_M_2.2A-	442	100L
4.1	352.51	4852	2.68	68000	M1442360_M_2.2A-	442	100L
3.6	405.06	5576	2.33	68000	M1442400_M_2.2A-	442	100L
3.2	459.33	6323	2.06	68000	M1442450_M_2.2A-	442	100L
2.9	506.63	6974	1.86	68000	M1442500_M_2.2A-	442	100L
2.2	656.00	9030	1.44	68000	M1442650_M_2.2A-	442	100L
1.9	754.34	10384	1.25	68000	M1442730_M_2.2A-	442	100L
1.7	852.89	11740	1.11	68000	M1442860_M_2.2A-	442	100L
1.5	997.50	13731	0.95	68000	M144210C_M_2.2A-	442	100L
1.1	1337.59	18412	1.12	98000	M164213C_M_2.2A-	809	100L
0.96	1504.08	20704	1.00	98000	M164215C_M_2.2A-	809	100L

NOTE

Other output speeds are available using 2 and 8 pole motors - Consult Application Engineering

SELECTION TABLES

2.2 kW

8 POLE

NZ RPM	i	M2 Nm	Fm	N	Unit Designation	kg	
Output Speed	Ratio	Output Torque	Service Factor	Overhung Load	Column Entry 1 - 20 Blanks to be filled when entering order	Weight of base mount unit	Motor Size
262	3.59	79	1.46	3326	M02223.6_M_-2.2C-	59	112M
187	5.03	110	1.19	3170	M02225.0_M_-2.2C-	59	112M
169	5.55	122	1.10	3113	M02225.6_M_-2.2C-	59	112M
149	6.30	138	1.00	3130	M02226.3_M_-2.2C-	59	112M
118	8.00	175	0.83	3193	M02228.0_M_-2.2C-	59	112M
262	3.59	79	1.70	2799	M03223.6_M_-2.2C-	59	112M
187	5.03	110	1.39	2613	M03225.0_M_-2.2C-	59	112M
169	5.55	122	1.31	2554	M03225.6_M_-2.2C-	59	112M
149	6.30	138	1.21	2482	M03226.3_M_-2.2C-	59	112M
118	8.00	175	1.04	2400	M03228.0_M_-2.2C-	59	112M
303	9.09	199	0.95	2577	M03229.0_M_-2.2C-	59	112M
263	3.58	78	3.02	5590	M04223.6_M_-2.2C-	69	112M
187	5.04	110	2.51	5743	M04225.0_M_-2.2C-	69	112M
166	5.65	124	2.35	5800	M04225.6_M_-2.2C-	69	112M
148	6.34	139	2.15	5766	M04226.3_M_-2.2C-	69	112M
117	8.05	176	1.79	6056	M04228.0_M_-2.2C-	69	112M
103	9.13	200	1.62	6211	M04229.0_M_-2.2C-	69	112M
86	10.89	239	1.43	6501	M04231.1_M_-2.2C-	69	112M
75	12.54	275	1.23	6783	M04232.2_M_-2.2C-	69	112M
64	14.58	319	1.08	7130	M04234.3_M_-2.2C-	69	112M
58	16.31	357	0.97	7106	M04236.4_M_-2.2C-	69	112M
54	17.39	381	0.90	7048	M04238.5_M_-2.2C-	69	112M
263	3.58	78	3.80	4737	M05223.6_M_-2.2C-	69	112M
187	5.04	110	3.53	5112	M05225.0_M_-2.2C-	69	112M
166	5.65	124	3.39	5227	M05225.6_M_-2.2C-	69	112M
148	6.34	139	3.03	5321	M05226.3_M_-2.2C-	69	112M
117	8.05	176	2.60	5543	M05228.0_M_-2.2C-	69	112M
103	9.13	200	2.29	5641	M05229.0_M_-2.2C-	69	112M
86	10.89	239	1.92	5834	M05231.1_M_-2.2C-	69	112M
75	12.54	275	1.58	6026	M05232.2_M_-2.2C-	69	112M
64	14.58	319	1.43	6314	M05234.3_M_-2.2C-	69	112M
58	16.31	357	1.29	6520	M05236.4_M_-2.2C-	69	112M
54	17.39	381	1.21	6628	M05238.5_M_-2.2C-	69	112M
46	20.61	451	1.02	6835	M05240.6_M_-2.2C-	69	112M
151	6.24	137	3.53	7200	M06225.6_M_-2.2C-	74	112M
134	6.99	153	3.39	7200	M06226.3_M_-2.2C-	74	112M
120	7.85	172	3.03	7200	M06228.0_M_-2.2C-	74	112M
94	9.97	218	2.77	7200	M06229.0_M_-2.2C-	74	112M
83	11.30	248	2.50	7200	M06231.1_M_-2.2C-	74	112M
70	13.48	295	2.15	7200	M06232.2_M_-2.2C-	74	112M
61	15.52	340	1.84	7200	M06234.3_M_-2.2C-	74	112M
52	18.05	395	1.58	7200	M06236.4_M_-2.2C-	74	112M
47	20.20	442	1.44	7200	M06238.5_M_-2.2C-	74	112M
44	21.53	472	1.35	7200	M06240.6_M_-2.2C-	74	112M
37	25.51	559	1.14	7200	M06242.7_M_-2.2C-	74	112M
35	27.24	597	1.07	7200	M06244.8_M_-2.2C-	74	112M
28	33.80	740	0.86	7082	M06246.9_M_-2.2C-	74	112M
83	11.35	249	3.18	8620	M07221.1_M_-2.2C-	83	112M
75	12.48	273	2.96	8440	M07223.2_M_-2.2C-	83	112M
66	14.34	314	2.63	8375	M07224.4_M_-2.2C-	83	112M
58	16.26	356	2.35	8876	M07226.5_M_-2.2C-	83	112M
52	17.94	393	2.15	8638	M07228.6_M_-2.2C-	83	112M
46	20.54	450	1.90	8231	M07230.7_M_-2.2C-	83	112M
40	23.23	509	1.70	7887	M07232.8_M_-2.2C-	83	112M
35	26.93	590	1.49	7481	M07234.9_M_-2.2C-	83	112M
29	32.12	704	1.26	6985	M07237.0_M_-2.2C-	83	112M
27	35.17	770	1.16	6739	M07239.1_M_-2.2C-	83	112M
22	42.21	925	0.97	6209	M07241.2_M_-2.2C-	83	112M
51	18.26	400	3.48	13076	M08221.8_M_-2.2C-	117	112M
45	20.66	453	3.30	12772	M08223.9_M_-2.2C-	117	112M
40	23.32	511	3.08	12788	M08226.0_M_-2.2C-	117	112M
33	28.27	619	2.73	14854	M08228.1_M_-2.2C-	117	112M
29	32.97	722	2.35	15822	M08230.2_M_-2.2C-	117	112M
26	36.21	793	2.14	16200	M08232.3_M_-2.2C-	117	112M
21	44.38	972	1.75	16200	M08234.4_M_-2.2C-	117	112M
19	48.46	1061	1.60	16200	M08236.5_M_-2.2C-	117	112M
17	55.80	1222	1.30	16200	M08238.6_M_-2.2C-	117	112M
16	60.33	1308	1.30	16200	M08325.6_M_-2.2C-	121	112M
14	66.02	1431	1.19	16200	M08326.7_M_-2.2C-	121	112M
13	74.69	1619	1.05	16200	M08327.8_M_-2.2C-	121	112M
11	84.31	1828	0.93	16200	M08328.9_M_-2.2C-	121	112M

NOTE

Other output speeds are available using 2 and 8 pole motors - Consult Application Engineering

SELECTION TABLES

2.2 kW

8 POLE

NZ RPM	i	M2 Nm	Fm	N	Unit Designation	kg	Motor Size
Output Speed	Ratio	Output Torque	Service Factor	Overhung Load	Column Entry 1 - 20 Blanks to be filled when entering order	Weight of base mount unit	
22	43.35	950	3.28	19256	M092245_M_-2.2C-	162	112M
19	49.07	1075	2.66	20500	M092250_M_-2.2C-	162	112M
17	55.18	1209	2.19	20500	M092256_M_-2.2C-	162	112M
16	59.07	1281	2.43	20500	M093256_M_-2.2C-	177	112M
15	64.64	1401	2.22	20500	M093263_M_-2.2C-	177	112M
13	73.13	1585	1.96	20500	M093271_M_-2.2C-	177	112M
11	82.55	1790	1.74	20500	M093280_M_-2.2C-	177	112M
9.4	100.07	2170	1.43	20500	M0932100_M_-2.2C-	177	112M
8.1	116.70	2530	1.23	20500	M0932112_M_-2.2C-	177	112M
7.3	128.19	2779	1.12	20500	M0932125_M_-2.2C-	177	112M
6.0	157.10	3406	0.91	20500	M0932160_M_-2.2C-	177	112M
5.5	171.55	3719	0.84	20500	M0932180_M_-2.2C-	177	112M
18	51.49	1128	3.43	30000	M102256_M_-2.2C-	191	112M
16	57.63	1249	3.03	30000	M103256_M_-2.2C-	214	112M
14	65.24	1414	2.38	30000	M103263_M_-2.2C-	214	112M
13	72.62	1574	3.04	30000	M103271_M_-2.2C-	214	112M
12	80.68	1749	2.73	30000	M103280_M_-2.2C-	214	112M
10	98.68	2139	2.23	30000	M1032100_M_-2.2C-	214	112M
8.2	113.96	2471	1.93	30000	M1032112_M_-2.2C-	214	112M
7.5	125.81	2728	1.75	30000	M1032125_M_-2.2C-	214	112M
6.1	152.91	3315	1.44	30000	M1032160_M_-2.2C-	214	112M
5.4	173.08	3752	1.27	30000	M1032180_M_-2.2C-	214	112M
4.8	194.62	4219	1.13	30000	M1032200_M_-2.2C-	214	112M
4.3	220.22	4676	1.02	30000	M1042225_M_-2.2C-	248	112M
8.2	115.08	2495	3.89	55000	M1332112_M_-2.2C-	311	112M
7.1	132.56	2874	3.38	55000	M1332125_M_-2.2C-	311	112M
6.1	153.81	3335	2.91	55000	M1332160_M_-2.2C-	311	112M
5.2	179.28	3887	2.50	55000	M1332180_M_-2.2C-	311	112M
4.9	192.61	4176	2.25	55000	M1332200_M_-2.2C-	311	112M
4.2	224.86	4775	2.03	55000	M1342225_M_-2.2C-	352	112M
3.6	258.39	5487	1.77	55000	M1342250_M_-2.2C-	352	112M
3.3	289.16	6140	1.58	55000	M1342280_M_-2.2C-	352	112M
2.9	323.18	6862	1.41	55000	M1342300_M_-2.2C-	352	112M
2.5	370.11	7859	1.23	55000	M1342360_M_-2.2C-	352	112M
2.2	418.46	8885	1.09	55000	M1342400_M_-2.2C-	352	112M
1.9	482.96	10255	0.95	55000	M1342450_M_-2.2C-	352	112M
5.9	158.58	3438	3.78	68000	M1432160_M_-2.2C-	405	112M
5.1	184.83	4007	3.32	68000	M1432180_M_-2.2C-	405	112M
4.7	198.58	4305	3.09	68000	M1432200_M_-2.2C-	405	112M
4.1	228.38	4849	2.68	68000	M1442225_M_-2.2C-	448	112M
3.9	244.15	5184	2.51	68000	M1442250_M_-2.2C-	448	112M
3.4	276.86	5879	2.21	68000	M1442280_M_-2.2C-	448	112M
2.8	337.68	7170	1.81	68000	M1442300_M_-2.2C-	448	112M
2.7	352.51	7485	1.74	68000	M1442360_M_-2.2C-	448	112M
2.3	405.06	8601	1.51	68000	M1442400_M_-2.2C-	448	112M
2.0	459.33	9753	1.33	68000	M1442450_M_-2.2C-	448	112M
1.9	506.63	10758	1.21	68000	M1442500_M_-2.2C-	448	112M
1.4	656.00	13929	0.93	68000	M1442650_M_-2.2C-	448	112M
1.2	754.34	16017	0.81	68000	M1442730_M_-2.2C-	448	112M

NOTE

Other output speeds are available using 2 and 8 pole motors - Consult Application Engineering

SELECTION TABLES

3.0 kW

4 POLE

NZ RPM	i	M2 Rpm	Fm	N	Unit Designation	kg	Motor Size
Output Speed	Ratio	Output Torque	Service Factor	Overhung Load	Column Entry 1 - 20 Blanks to be filled when entering order	Weight of base mount unit	
404	3.59	70	1.46	3294	M02223.6_M_3.0A-	55	100L
288	5.03	97	1.21	3145	M02225.0_M_3.0A-	55	100L
351	5.55	107	1.15	3107	M02225.0_M_3.0A-	55	100L
230	6.30	122	1.06	3100	M02226.3_M_3.0A-	55	100L
181	8.00	155	0.89	2942	M02228.0_M_3.0A-	55	100L
160	9.09	176	0.81	2951	M02229.0_M_3.0A-	55	100L
404	3.59	70	1.73	2804	M03223.6_M_3.0A-	53	100L
288	5.03	97	1.41	2607	M03225.0_M_3.0A-	53	100L
261	5.55	107	1.33	2569	M03225.6_M_3.0A-	53	100L
230	6.30	122	1.23	2496	M03226.3_M_3.0A-	53	100L
181	8.00	155	1.06	2385	M03228.0_M_3.0A-	53	100L
160	9.09	176	0.97	2332	M03229.0_M_3.0A-	53	100L
130	11.15	216	0.84	2296	M032211_M_3.0A-	53	100L
405	3.58	69	2.93	5312	M04223.6_M_3.0A-	63	100L
288	5.04	98	2.43	5336	M04225.0_M_3.0A-	63	100L
257	5.65	109	2.28	5364	M04225.6_M_3.0A-	63	100L
229	6.34	123	2.13	5435	M04226.3_M_3.0A-	63	100L
180	8.05	156	1.85	5544	M04228.0_M_3.0A-	63	100L
159	9.13	177	1.69	5414	M04229.0_M_3.0A-	63	100L
133	10.89	211	1.47	5688	M042211_M_3.0A-	63	100L
116	12.54	243	1.32	5917	M042212_M_3.0A-	63	100L
99	14.58	282	1.17	6082	M042214_M_3.0A-	63	100L
89	16.31	316	1.07	6277	M042216_M_3.0A-	63	100L
83	17.39	337	1.01	6407	M042218_M_3.0A-	63	100L
288	5.04	98	3.91	4671	M05225.0_M_3.0A-	63	100L
257	5.65	109	3.74	4775	M05225.6_M_3.0A-	63	100L
229	6.34	123	3.36	4857	M05226.3_M_3.0A-	63	100L
180	8.05	156	3.06	5063	M05228.0_M_3.0A-	63	100L
159	9.13	177	2.55	5164	M05229.0_M_3.0A-	63	100L
133	10.89	211	2.13	5283	M052211_M_3.0A-	63	100L
116	12.54	243	1.75	5351	M052212_M_3.0A-	63	100L
99	14.58	282	1.59	5495	M052214_M_3.0A-	63	100L
89	16.31	316	1.42	5625	M052216_M_3.0A-	63	100L
83	17.39	337	1.34	5678	M052218_M_3.0A-	63	100L
70	20.61	399	1.13	5999	M052220_M_3.0A-	63	100L
66	22.00	426	1.06	6107	M052222_M_3.0A-	63	100L
53	27.30	529	0.85	6474	M052228_M_3.0A-	63	100L
232	6.24	121	3.91	7200	M06225.6_M_3.0A-	68	100L
207	6.99	135	3.77	7200	M06226.3_M_3.0A-	68	100L
185	7.85	152	3.37	7200	M06228.0_M_3.0A-	68	100L
145	9.97	193	3.08	7200	M06229.0_M_3.0A-	68	100L
128	11.30	219	2.76	7200	M062111_M_3.0A-	68	100L
108	13.48	261	2.35	7200	M062212_M_3.0A-	68	100L
93	15.52	301	1.76	7200	M062214_M_3.0A-	68	100L
80	18.05	350	1.71	7200	M062216_M_3.0A-	68	100L
72	20.20	391	1.60	7200	M062218_M_3.0A-	68	100L
67	21.53	417	1.50	7200	M062220_M_3.0A-	68	100L
57	25.51	494	1.27	7200	M062222_M_3.0A-	68	100L
53	27.24	527	1.18	7200	M062228_M_3.0A-	68	100L
43	33.80	654	0.95	7200	M062232_M_3.0A-	68	100L
36	39.86	772	0.81	7200	M062236_M_3.0A-	68	100L
155	9.34	181	3.81	6059	M07220.0_M_3.0A-	77	100L
128	11.35	220	3.30	6330	M072111_M_3.0A-	77	100L
116	12.43	242	2.96	6469	M072112_M_3.0A-	77	100L
101	14.34	278	2.74	6670	M072124_M_3.0A-	77	100L
89	16.26	315	2.50	7000	M072116_M_3.0A-	77	100L
81	17.94	347	2.29	7360	M072118_M_3.0A-	77	100L
71	20.54	398	2.02	7888	M072220_M_3.0A-	77	100L
62	23.23	450	1.81	8357	M072222_M_3.0A-	77	100L
54	26.93	521	1.58	8351	M072228_M_3.0A-	77	100L
45	32.12	622	1.35	7855	M072232_M_3.0A-	77	100L
41	35.17	681	1.24	7621	M072236_M_3.0A-	77	100L
34	42.21	817	1.06	7133	M072245_M_3.0A-	77	100L
79	18.26	354	3.85	9278	M082218_M_3.0A-	111	100L
70	20.66	400	3.65	9801	M082220_M_3.0A-	111	100L
62	23.32	452	3.41	10300	M082222_M_3.0A-	111	100L
51	28.17	547	2.90	10399	M082228_M_3.0A-	111	100L
44	32.97	638	2.55	10963	M082232_M_3.0A-	111	100L
40	36.21	701	2.35	11536	M082236_M_3.0A-	111	100L
33	44.38	859	1.97	13250	M082245_M_3.0A-	111	100L
30	48.46	938	1.80	14403	M082250_M_3.0A-	111	100L
26	55.80	1080	1.43	16200	M082256_M_3.0A-	111	100L

NOTE

Other output speeds are available using 2 and 8 pole motors - Consult Application Engineering

SELECTION TABLES

3.0 kW

4 POLE

NZ RPM	i	M2 Nm	Fm	N	Unit Designation	kg	Motor Size
Output Speed	Ratio	Output Torque	Service Factor	Overhung Load	Column Entry 1 - 20 Blanks to be filled when entering order	Weight of base mount unit	
24	60.33	1156	1.39	16200	M083256_M_3.0A	113	100L
22	66.02	1265	1.30	16200	M083263_M_3.0A	113	100L
19	74.69	1431	1.19	16200	M083271_M_3.0A	113	100L
17	84.31	1516	1.05	16200	M083280_M_3.0A	113	100L
14	102.20	1959	0.87	16200	M0832100_M_3.0A	113	100L
33	43.35	839	3.65	19369	M092245_M_3.0A	156	100L
30	49.07	950	3.01	20500	M092250_M_3.0A	156	100L
26	55.18	1068	2.48	20500	M092256_M_3.0A	156	100L
25	59.07	1132	2.75	20500	M093256_M_3.0A	171	100L
22	64.64	1239	2.51	20500	M093263_M_3.0A	171	100L
20	73.13	1402	2.22	20500	M093271_M_3.0A	171	100L
18	82.55	1582	1.97	20500	M093280_M_3.0A	171	100L
14	100.07	1918	1.62	20500	M0932100_M_3.0A	171	100L
12	116.70	2237	1.39	20500	M0932112_M_3.0A	171	100L
11	128.19	2457	1.27	20500	M0932125_M_3.0A	171	100L
9	157.10	3011	1.03	20500	M0932160_M_3.0A	171	100L
8	171.55	3288	0.95	20500	M0932180_M_3.0A	171	100L
7	197.54	3786	0.82	20500	M0932200_M_3.0A	171	100L
28	51.49	997	3.88	30000	M102256_M_3.0A	185	100L
22	65.24	1250	3.82	30000	M103263_M_3.0A	208	100L
20	72.62	1392	3.43	30000	M103271_M_3.0A	208	100L
18	80.68	1546	3.09	30000	M103280_M_3.0A	208	100L
15	98.68	1891	2.53	30000	M1032100_M_3.0A	208	100L
13	113.96	2184	2.19	30000	M1032112_M_3.0A	208	100L
12	125.81	2411	1.98	30000	M1032125_M_3.0A	208	100L
9.5	152.91	2931	1.63	30000	M1032160_M_3.0A	208	100L
8.4	173.08	3317	1.44	30000	M1032180_M_3.0A	208	100L
7.5	194.82	3730	1.28	30000	M1032200_M_3.0A	208	100L
6.6	220.22	4134	1.16	30000	M1042225_M_3.0A	242	100L
5.7	254.58	4779	1.00	30000	M1042250_M_3.0A	242	100L
5.2	278.36	5225	0.91	30000	M1042280_M_3.0A	242	100L
4.7	309.32	5806	0.82	30000	M1042300_M_3.0A	242	100L
11	132.56	2541	3.82	55000	M1332125_M_3.0A	305	100L
9.4	153.81	2948	3.29	55000	M1332160_M_3.0A	305	100L
8.1	179.28	3436	2.82	55000	M1332180_M_3.0A	305	100L
7.5	192.61	3692	2.63	55000	M1332200_M_3.0A	305	100L
6.4	224.86	4221	2.30	55000	M1342225_M_3.0A	346	100L
5.6	258.39	4850	2.00	55000	M1342250_M_3.0A	346	100L
5.0	289.16	5428	1.79	55000	M1342280_M_3.0A	346	100L
4.5	323.18	6066	1.60	55000	M1342300_M_3.0A	346	100L
3.9	370.11	6947	1.40	55000	M1342360_M_3.0A	346	100L
3.5	418.46	7855	1.23	55000	M1342400_M_3.0A	346	100L
3.0	482.96	9065	1.07	55000	M1342450_M_3.0A	346	100L
2.7	546.05	10250	0.95	55000	M1342500_M_3.0A	346	100L
7.8	184.83	3542	3.67	68000	M1432180_M_3.0A	399	100L
7.3	198.58	3806	3.42	68000	M1432200_M_3.0A	399	100L
6.3	228.38	4287	3.03	68000	M1442225_M_3.0A	442	100L
5.9	244.15	4583	2.84	68000	M1442250_M_3.0A	442	100L
5.2	276.86	5197	2.50	68000	M1442280_M_3.0A	442	100L
4.3	337.68	6338	2.05	68000	M1442300_M_3.0A	442	100L
4.1	352.51	6617	1.96	68000	M1442360_M_3.0A	442	100L
3.6	405.06	7603	1.71	68000	M1442400_M_3.0A	442	100L
3.2	459.33	8622	1.51	68000	M1442450_M_3.0A	442	100L
2.9	506.63	9510	1.37	68000	M1442500_M_3.0A	442	100L
2.2	656.00	12314	1.06	68000	M1442650_M_3.0A	442	100L
1.9	754.34	14159	0.92	68000	M1442730_M_3.0A	442	100L
1.7	852.89	16009	0.81	68000	M1442860_M_3.0A	442	100L

NOTE

Other output speeds are available using 2 and 8 pole motors - Consult Application Engineering

SELECTION TABLES

3.0 kW

6 POLE

NZ RPM	i	M2 Nm	Fm	N	Unit Designation	kg	Motor Size
Output Speed	Ratio	Output Torque	Service Factor	Overhung Load	Column Entry 1 - 20 Blanks to be filled when entering order	Weight of base mount unit	
268	3.58	105	2.23	5405	MD4223.6_M_3.0C	96	1325
190	5.04	147	1.85	5552	MD4225.0_M_3.0C	96	1325
170	5.65	165	1.73	5608	MD4225.6_M_3.0C	96	1325
133	6.34	185	1.59	5776	MD4226.3_M_3.0C	96	1325
119	8.05	235	1.32	5865	MD4228.0_M_3.0C	96	1325
105	9.13	267	1.19	6006	MD4229.0_M_3.0C	96	1325
88	10.89	318	1.05	6281	MD42211_M_3.0C	96	1325
77	12.54	367	0.92	6571	MD42212_M_3.0C	96	1325
268	3.58	105	2.80	4580	MD5223.6_M_3.0C	96	1325
190	5.04	147	2.60	4943	MD5225.0_M_3.0C	96	1325
170	5.65	165	2.49	5053	MD5225.6_M_3.0C	96	1325
151	6.34	185	2.23	5144	MD5226.3_M_3.0C	96	1325
119	8.05	235	1.91	5359	MD5228.0_M_3.0C	96	1325
105	9.13	267	1.69	5454	MD5229.0_M_3.0C	96	1325
88	10.89	318	1.41	5640	MD52211_M_3.0C	96	1325
77	12.54	367	1.16	5827	MD52212_M_3.0C	96	1325
216	4.44	130	2.80	7200	MD6225.0_M_3.0C	101	1325
154	6.24	183	2.60	7200	MD6225.6_M_3.0C	101	1325
137	6.99	204	2.50	7200	MD6226.3_M_3.0C	101	1325
122	7.85	230	2.23	7200	MD6228.0_M_3.0C	101	1325
96	9.97	292	2.04	7200	MD6229.0_M_3.0C	101	1325
85	11.30	330	1.84	7200	MD62211_M_3.0C	101	1325
71	13.48	394	1.59	7200	MD62212_M_3.0C	101	1325
62	15.52	454	1.38	7200	MD62214_M_3.0C	101	1325
53	18.05	528	1.18	7200	MD62216_M_3.0C	101	1325
48	20.20	591	1.06	7200	MD62218_M_3.0C	101	1325
45	21.53	630	0.99	7200	MD62220_M_3.0C	101	1325
261	3.68	108	2.87	9556	MD7223.6_M_3.0C	110	1325
189	5.09	149	2.87	9388	MD7225.0_M_3.0C	110	1325
168	5.72	167	2.87	8692	MD7225.6_M_3.0C	110	1325
153	6.29	184	2.87	8750	MD7226.3_M_3.0C	110	1325
117	8.22	240	2.87	9030	MD7228.0_M_3.0C	110	1325
103	9.34	273	2.73	9240	MD7229.0_M_3.0C	110	1325
85	11.35	332	2.34	7950	MD72211_M_3.0C	110	1325
77	12.48	365	2.18	7683	MD72212_M_3.0C	110	1325
67	14.34	419	1.94	8099	MD72214_M_3.0C	110	1325
59	16.26	476	1.73	8582	MD72216_M_3.0C	110	1325
54	17.94	525	1.58	8350	MD72218_M_3.0C	110	1325
47	20.54	601	1.40	7959	MD72220_M_3.0C	110	1325
41	23.23	679	1.26	7632	MD72222_M_3.0C	110	1325
36	26.93	788	1.10	7235	MD72228_M_3.0C	110	1325
30	32.12	939	0.93	6756	MD72232_M_3.0C	110	1325
27	35.17	1029	0.85	6513	MD72236_M_3.0C	110	1325
64	15.04	440	3.68	8599	M082214_M_3.0C	143	1325
58	16.69	488	2.93	10940	M082216_M_3.0C	143	1325
53	18.26	534	2.57	12647	M082218_M_3.0C	143	1325
46	20.66	604	2.43	12349	M082220_M_3.0C	143	1325
41	23.32	682	2.27	12366	M082222_M_3.0C	143	1325
34	28.27	827	2.02	14369	M082228_M_3.0C	143	1325
29	32.97	964	1.76	15687	M082232_M_3.0C	143	1325
27	36.21	1059	1.61	15802	M082236_M_3.0C	143	1325
22	44.38	1298	1.31	16200	M082245_M_3.0C	143	1325
20	48.46	1417	1.20	16200	M082250_M_3.0C	143	1325
17	55.80	1632	0.96	16200	M082256_M_3.0C	143	1325
16	60.33	1746	0.97	16200	M083256_M_3.0C	147	1325
15	66.02	1911	0.89	16200	M083263_M_3.0C	147	1325
34	27.98	818	3.80	17257	MD92228_M_3.0C	191	1325
30	32.31	945	3.29	19380	MD92232_M_3.0C	191	1325
27	35.67	1043	2.98	20500	MD92236_M_3.0C	191	1325
22	43.35	1268	2.45	18653	MD92245_M_3.0C	191	1325
20	49.07	1435	1.99	20500	MD92250_M_3.0C	191	1325
17	55.18	1614	1.64	20500	MD92256_M_3.0C	191	1325
16	59.07	1710	1.82	20500	M093256_M_3.0C	206	1325
15	64.64	1871	1.66	20500	M093263_M_3.0C	206	1325
13	73.13	2117	1.47	20500	M093271_M_3.0C	206	1325
12	82.55	2390	1.30	20500	M093280_M_3.0C	206	1325
10	100.07	2897	1.07	20500	M0932100_M_3.0C	206	1325
8.2	116.70	3378	0.92	20500	M0932112_M_3.0C	206	1325
7.5	128.19	3711	0.84	20500	M0932125_M_3.0C	206	1325
20	47.93	1402	3.04	30000	M102250_M_3.0C	220	1325
19	51.49	1506	2.57	30000	M102256_M_3.0C	220	1325

NOTE

Other output speeds are available using 2 and 8 pole motors - Consult Application Engineering

SELECTION TABLES

3.0 kW
6 POLE

NZ RPM	i	M2 Nm	Fm	N	Unit Designation	kg	Motor Size
Output Speed	Ratio	Output Torque	Service Factor	Overhung Load	Column Entry 1 - 20 Blanks to be filled when entering order	Weight of base mount unit	
17	57.63	1668	2.87	30000	M103256_M_3.0C-	243	1325
15	65.24	1889	2.53	30000	M103263_M_3.0C-	243	1325
13	72.62	2107	2.27	30000	M103271_M_3.0C-	243	1325
12	80.68	2336	2.05	30000	M103280_M_3.0C-	243	1325
10	98.68	2857	1.67	30000	M1032100_M_3.0C-	243	1325
8.4	113.96	3399	1.45	30000	M1032112_M_3.0C-	243	1325
7.6	125.81	3642	1.31	30000	M1032125_M_3.0C-	243	1325
6.5	152.91	4427	1.08	30000	M1032160_M_3.0C-	243	1325
5.5	173.08	5010	0.95	30000	M1032180_M_3.0C-	243	1325
4.3	194.62	5634	0.85	30000	M1032200_M_3.0C-	243	1325
10	95.34	2760	3.51	55000	M1332100_M_3.0C-	340	1325
8.3	115.08	3331	2.91	55000	M1332112_M_3.0C-	340	1325
7.2	132.56	3837	2.53	55000	M1332125_M_3.0C-	340	1325
6.2	153.81	4453	2.18	55000	M1332160_M_3.0C-	340	1325
5.4	179.28	5190	1.87	55000	M1332180_M_3.0C-	340	1325
5.0	192.61	5576	1.69	55000	M1332200_M_3.0C-	340	1325
4.3	224.86	6375	1.52	55000	M1342225_M_3.0C-	379	1325
3.7	258.39	7326	1.32	55000	M1342250_M_3.0C-	379	1325
3.3	289.16	8198	1.18	55000	M1342280_M_3.0C-	379	1325
3.0	323.38	9163	1.06	55000	M1342300_M_3.0C-	379	1325
2.6	370.11	10493	0.92	55000	M1342360_M_3.0C-	379	1325
8.1	118.61	3434	3.79	68000	M1432112_M_3.0C-	434	1325
7.0	136.66	3956	3.29	68000	M1432125_M_3.0C-	434	1325
6.1	158.58	4591	2.83	68000	M1432160_M_3.0C-	434	1325
5.2	184.83	5351	2.42	68000	M1432180_M_3.0C-	434	1325
4.8	198.58	5749	2.26	68000	M1432200_M_3.0C-	434	1325
4.2	228.38	6475	2.01	68000	M1442225_M_3.0C-	475	1325
3.9	244.15	6922	1.88	68000	M1442250_M_3.0C-	475	1325
3.5	276.86	7849	1.66	68000	M1442280_M_3.0C-	475	1325
2.8	337.68	9574	1.36	68000	M1442300_M_3.0C-	475	1325
2.7	352.51	9994	1.30	68000	M1442360_M_3.0C-	475	1325
2.4	405.06	11484	1.13	68000	M1442400_M_3.0C-	475	1325
2.1	459.33	13023	1.00	68000	M1442450_M_3.0C-	475	1325
1.9	506.63	14364	0.91	68000	M1442500_M_3.0C-	475	1325
5.5	175.64	5085	3.76	98000	M1632180_M_3.0C-	677	1325
4.3	197.02	5703	2.56	98000	M1632200_M_3.0C-	677	1325

4.0 kW
4 POLE

404	3.59	93	1.10	5193	M02223.6_M_4.0A-	59	112M
288	5.03	130	0.91	3048	M02225.0_M_4.0A-	59	112M
261	5.55	143	0.86	3010	M02225.6_M_4.0A-	59	112M
404	3.59	93	1.30	2717	M03223.6_M_4.0A-	59	112M
288	5.03	130	1.06	2526	M03225.0_M_4.0A-	59	112M
261	5.55	143	0.99	2487	M03225.6_M_4.0A-	59	112M
230	6.30	163	0.92	2418	M03226.3_M_4.0A-	59	112M
405	3.58	92	2.20	5147	M04223.6_M_4.0A-	69	112M
288	5.03	130	1.82	5170	M04225.0_M_4.0A-	69	112M
257	5.65	146	1.71	5197	M04225.6_M_4.0A-	69	112M
229	6.34	164	1.60	5266	M04226.3_M_4.0A-	69	112M
180	8.05	208	1.39	5371	M04228.0_M_4.0A-	69	112M
159	9.13	236	1.27	5245	M04229.0_M_4.0A-	69	112M
133	10.89	281	1.11	5511	M042211_M_4.0A-	69	112M
116	12.54	324	0.99	5733	M042212_M_4.0A-	69	112M
99	14.58	376	0.87	5892	M042214_M_4.0A-	69	112M
405	3.58	92	3.17	4328	M05223.6_M_4.0A-	69	112M
288	5.04	130	2.94	4526	M05225.0_M_4.0A-	69	112M
257	5.65	146	2.82	4629	M05225.6_M_4.0A-	69	112M
229	6.34	164	2.52	4705	M05226.3_M_4.0A-	69	112M
180	8.05	208	2.16	4909	M05228.0_M_4.0A-	69	112M
159	9.13	236	1.91	5004	M05229.0_M_4.0A-	69	112M
145	9.97	257	1.60	5138	M052211_M_4.0A-	74	112M
116	12.54	324	1.32	5184	M052212_M_4.0A-	69	112M
99	14.58	376	1.20	5324	M052214_M_4.0A-	69	112M
327	4.44	115	3.17	7200	M06225.0_M_4.0A-	74	112M
232	6.24	161	2.94	7200	M06225.6_M_4.0A-	74	112M
207	6.99	180	2.83	7200	M06226.3_M_4.0A-	74	112M
185	7.85	203	2.53	7200	M06228.0_M_4.0A-	74	112M
145	9.97	257	2.31	7200	M06229.0_M_4.0A-	74	112M
128	11.30	292	2.07	7200	M062211_M_4.0A-	74	112M
108	13.48	348	1.76	7200	M062212_M_4.0A-	74	112M
93	15.52	401	1.32	7200	M062214_M_4.0A-	74	112M
80	18.05	466	1.28	7200	M062216_M_4.0A-	74	112M
72	20.20	522	1.20	7200	M062218_M_4.0A-	74	112M
67	21.53	556	1.19	7200	M062220_M_4.0A-	74	112M
57	25.11	659	0.89	7200	M062222_M_4.0A-	74	112M
53	27.24	703	0.89	7200	M062228_M_4.0A-	74	112M

NOTE

Other output speeds are available using 2 and 8 pole motors - Consult Application Engineering

SELECTION TABLES

4.0 kW
4 POLE

NZ RPM	i	M2 Nm	Fm	N	Unit Designation	kg	Motor Size
Output Speed	Ratio	Output Torque	Service Factor	Overhung Load	Column Entry 1 - 20 Blanks to be filled when entering order	Weight of base mount unit	
394	3.68	95	3.24	9013	M07223.6_M_-4.0A-	83	112M
285	5.09	131	3.24	8137	M07225.0_M_-4.0A-	83	112M
253	5.72	148	3.24	7397	M07225.6_M_-4.0A-	83	112M
231	6.29	162	3.24	6739	M07226.3_M_-4.0A-	83	112M
176	8.22	212	3.09	5683	M07228.0_M_-4.0A-	83	112M
155	9.34	241	2.86	5870	M07229.0_M_-4.0A-	83	112M
128	11.35	293	2.48	6132	M072211_M_-4.0A-	83	112M
116	12.48	322	2.30	6268	M072212_M_-4.0A-	83	112M
101	14.34	370	2.06	6462	M072214_M_-4.0A-	83	112M
89	16.26	420	1.88	6785	M072216_M_-4.0A-	83	112M
81	17.94	463	1.71	7130	M072218_M_-4.0A-	83	112M
71	20.54	530	1.52	7642	M072220_M_-4.0A-	83	112M
62	23.23	600	1.36	8096	M072222_M_-4.0A-	83	112M
54	26.93	695	1.19	8091	M072228_M_-4.0A-	83	112M
45	32.12	829	1.02	7617	M072232_M_-4.0A-	83	112M
41	35.17	908	0.94	7390	M072236_M_-4.0A-	83	112M
96	15.04	388	3.63	7952	M082214_M_-4.0A-	117	112M
87	16.69	431	3.32	8273	M082216_M_-4.0A-	117	112M
79	18.26	471	2.89	8991	M082218_M_-4.0A-	117	112M
70	20.66	533	2.75	9500	M082220_M_-4.0A-	117	112M
62	23.32	602	2.55	9976	M082222_M_-4.0A-	117	112M
51	28.27	730	2.19	10083	M082228_M_-4.0A-	117	112M
44	32.97	851	1.92	10626	M082232_M_-4.0A-	117	112M
40	36.21	935	1.77	11181	M082236_M_-4.0A-	117	112M
33	44.38	1146	1.47	12837	M082245_M_-4.0A-	117	112M
30	48.46	1251	1.35	13954	M082250_M_-4.0A-	117	112M
26	55.80	1441	1.08	16200	M082256_M_-4.0A-	117	112M
24	60.33	1542	1.05	16200	M083256_M_-4.0A-	121	112M
22	66.02	1687	0.98	16200	M083263_M_-4.0A-	121	112M
19	74.69	1909	0.89	16200	M083271_M_-4.0A-	121	112M
52	27.98	722	3.97	14199	M092228_M_-4.0A-	162	112M
45	32.31	834	3.52	15506	M092232_M_-4.0A-	162	112M
41	35.67	921	3.23	16721	M092236_M_-4.0A-	162	112M
33	43.35	1119	2.73	18765	M092245_M_-4.0A-	162	112M
30	49.07	1267	2.26	20500	M092250_M_-4.0A-	162	112M
26	55.18	1425	1.86	20500	M092256_M_-4.0A-	162	112M
25	59.07	1510	2.06	20500	M093256_M_-4.0A-	177	112M
22	64.64	1652	1.88	20500	M093263_M_-4.0A-	177	112M
20	73.13	1869	1.66	20500	M093271_M_-4.0A-	177	112M
18	82.55	2110	1.47	20500	M093280_M_-4.0A-	177	112M
14	100.07	2557	1.22	20500	M0932100_M_-4.0A-	177	112M
12	116.70	2982	1.04	20500	M0932112_M_-4.0A-	177	112M
11	128.19	3276	0.95	20500	M0932125_M_-4.0A-	177	112M
30	47.93	1237	3.44	30000	M102250_M_-4.0A-	191	112M
28	51.49	1329	2.91	30000	M102256_M_-4.0A-	191	112M
25	57.63	1473	3.25	30000	M103256_M_-4.0A-	214	112M
22	65.24	1667	2.87	30000	M103263_M_-4.0A-	214	112M
20	72.62	1856	2.58	30000	M103271_M_-4.0A-	214	112M
18	80.68	2062	2.32	30000	M103280_M_-4.0A-	214	112M
15	98.68	2522	1.90	30000	M1032100_M_-4.0A-	214	112M
13	113.96	2912	1.64	30000	M1032112_M_-4.0A-	214	112M
12	125.81	3215	1.49	30000	M1032125_M_-4.0A-	214	112M
9.5	152.91	3908	1.22	30000	M1032160_M_-4.0A-	214	112M
8.4	173.08	4423	1.08	30000	M1032180_M_-4.0A-	214	112M
7.5	194.62	4973	0.96	30000	M1032200_M_-4.0A-	214	112M
6.6	220.22	5512	0.87	30000	M1042225_M_-4.0A-	248	112M
15	95.34	2436	3.98	55000	M1332100_M_-4.0A-	311	112M
13	115.08	2941	3.30	55000	M1332112_M_-4.0A-	311	112M
11	132.56	3388	2.86	55000	M1332125_M_-4.0A-	311	112M
9.4	153.81	3931	2.47	55000	M1332160_M_-4.0A-	311	112M
8.1	179.28	4581	2.12	55000	M1332180_M_-4.0A-	311	112M
7.5	192.61	4922	1.97	55000	M1332200_M_-4.0A-	311	112M
6.4	224.86	5628	1.72	55000	M1342225_M_-4.0A-	352	112M
5.6	258.39	6467	1.50	55000	M1342250_M_-4.0A-	352	112M
5.0	289.16	7237	1.34	55000	M1342280_M_-4.0A-	352	112M
4.5	323.18	8088	1.20	55000	M1342300_M_-4.0A-	352	112M
3.9	370.11	9263	1.05	55000	M1342360_M_-4.0A-	352	112M
3.5	418.46	10473	0.93	55000	M1342400_M_-4.0A-	352	112M

NOTE

Other output speeds are available using 2 and 8 pole motors - Consult Application Engineering

SELECTION TABLES

4.0 kW

4 POLE

NZ RPM	i	M2 Nm	Fm	N	Unit Designation	kg	Motor Size
Output Speed	Ratio	Output Torque	Service Factor	Overhung Load	Column Entry 1 - 20 Blanks to be filled when entering order	Weight of base mount unit	
11	136.66	3492	3.72	68000	M1432125_M_4.0A-	405	112M
9.1	158.58	4052	3.21	68000	M1432160_M_4.0A-	405	112M
7.8	184.83	4723	2.75	68000	M1432180_M_4.0A-	405	112M
7.3	198.58	5075	2.56	68000	M1432200_M_4.0A-	405	112M
6.3	228.38	5716	2.27	68000	M1442225_M_4.0A-	448	112M
5.9	244.15	6110	2.13	68000	M1442250_M_4.0A-	448	112M
5.2	276.86	6929	1.88	68000	M1442280_M_4.0A-	448	112M
4.3	337.68	8451	1.54	68000	M1442300_M_4.0A-	448	112M
4.1	352.51	8822	1.47	68000	M1442360_M_4.0A-	448	112M
3.6	405.06	10138	1.28	68000	M1442400_M_4.0A-	448	112M
3.2	459.33	11496	1.13	68000	M1442450_M_4.0A-	448	112M
2.9	506.63	12680	1.03	68000	M1442500_M_4.0A-	448	112M
7.4	197.02	5035	2.90	98000	M1632200_M_4.0A-	647	112M

4.0 kW

6 POLE

268	3.58	140	1.67	5237	M04223.6_M_4.0C-	99	132M
190	5.04	197	1.38	5379	M04225.0_M_4.0C-	99	132M
170	5.65	220	1.30	5434	M04225.6_M_4.0C-	99	132M
151	6.34	247	1.19	5401	M04226.3_M_4.0C-	99	132M
119	8.05	314	0.99	5682	M04228.0_M_4.0C-	99	132M
105	9.13	356	0.90	5819	M04229.0_M_4.0C-	99	132M
268	3.58	140	2.10	4438	M05223.6_M_4.0C-	99	132M
190	5.04	197	1.95	4789	M05225.0_M_4.0C-	99	132M
170	5.65	220	1.87	4896	M05225.6_M_4.0C-	99	132M
151	6.34	247	1.67	4983	M05226.3_M_4.0C-	99	132M
119	8.05	314	1.43	5192	M05228.0_M_4.0C-	99	132M
105	9.13	356	1.26	5284	M05229.0_M_4.0C-	99	132M
88	10.89	425	1.06	5465	M052211_M_4.0C-	99	132M
77	12.54	489	0.87	5645	M052212_M_4.0C-	99	132M
216	4.44	173	2.10	7200	M06225.0_M_4.0C-	104	132M
154	6.24	243	1.95	7200	M06225.6_M_4.0C-	104	132M
137	6.99	273	1.87	7200	M06226.3_M_4.0C-	104	132M
122	7.85	306	1.67	7200	M06228.0_M_4.0C-	104	132M
96	9.97	389	1.53	7200	M06229.0_M_4.0C-	104	132M
85	11.30	441	1.38	7200	M062211_M_4.0C-	104	132M
71	13.48	526	1.19	7200	M062212_M_4.0C-	104	132M
62	15.52	605	1.03	7200	M062214_M_4.0C-	104	132M
53	18.05	704	0.89	7200	M062216_M_4.0C-	104	132M
261	3.68	144	2.16	9262	M07223.6_M_4.0C-	113	132M
189	5.09	198	2.16	9099	M07225.0_M_4.0C-	113	132M
168	5.72	223	2.16	8424	M07225.6_M_4.0C-	113	132M
133	6.29	245	2.16	7793	M07226.3_M_4.0C-	113	132M
117	8.22	321	2.16	6225	M07228.0_M_4.0C-	113	132M
103	9.34	364	2.06	6431	M07229.0_M_4.0C-	113	132M
85	11.35	443	1.76	6960	M072211_M_4.0C-	113	132M
77	12.48	487	1.64	7307	M072212_M_4.0C-	113	132M
67	14.34	559	1.46	7850	M072214_M_4.0C-	113	132M
59	16.26	634	1.30	8317	M072216_M_4.0C-	113	132M
54	17.94	700	1.19	8093	M072218_M_4.0C-	113	132M
47	20.54	801	1.06	7719	M072220_M_4.0C-	113	132M
41	23.23	906	0.95	7398	M072222_M_4.0C-	113	132M
36	26.93	1050	0.83	7015	M072228_M_4.0C-	113	132M
261	3.68	144	3.40	15903	M08223.6_M_4.0C-	146	132M
184	5.21	203	3.40	15674	M08225.0_M_4.0C-	146	132M
166	5.79	226	3.40	14873	M08225.6_M_4.0C-	146	132M
149	6.44	251	3.40	14072	M08226.3_M_4.0C-	146	132M
115	8.33	325	3.40	11304	M08228.0_M_4.0C-	146	132M
103	9.35	365	3.40	9713	M08229.0_M_4.0C-	146	132M
84	11.47	447	3.35	7540	M082211_M_4.0C-	146	132M
74	12.92	504	2.95	7772	M082212_M_4.0C-	146	132M
64	15.04	586	2.67	8300	M082214_M_4.0C-	146	132M
58	16.69	651	2.21	10606	M082216_M_4.0C-	146	132M
53	18.26	732	1.93	12255	M082218_M_4.0C-	146	132M
46	20.66	806	1.84	11977	M082220_M_4.0C-	146	132M
41	23.32	909	1.71	11987	M082222_M_4.0C-	146	132M
34	28.27	1102	1.52	13927	M082228_M_4.0C-	146	132M
29	32.97	1386	1.32	14849	M082232_M_4.0C-	146	132M
27	36.21	1412	1.20	15309	M082236_M_4.0C-	146	132M
22	44.38	1731	0.98	16168	M082245_M_4.0C-	146	132M
20	48.46	1850	0.90	16013	M082250_M_4.0C-	146	132M

NOTE

Other output speeds are available using 2 and 8 pole motors - Consult Application Engineering

SELECTION TABLES

4.0 kW
6 POLE

NZ RPM	i	M2 Nm	Fm	N	Unit Designation	kg	
Output Speed	Ratio	Output Torque	Service Factor	Overhung Load	Column Entry 1 - 20 Blanks to be filled when entering order	Weight of base mount unit	Motor Size
52	18.50	721	3.95	14423	M092218_M_4.0C	194	132M
47	20.59	803	3.67	14885	M092220_M_4.0C	194	132M
42	22.87	892	3.42	15341	M092222_M_4.0C	194	132M
34	27.98	1091	2.85	16730	M092228_M_4.0C	194	132M
30	32.31	1260	2.47	18776	M092232_M_4.0C	194	132M
27	35.67	1391	2.24	20431	M092236_M_4.0C	194	132M
22	43.35	1690	1.84	18072	M092245_M_4.0C	194	132M
20	49.07	1914	1.49	20500	M092250_M_4.0C	194	132M
17	55.18	2152	1.23	20500	M092256_M_4.0C	194	132M
16	59.07	2280	1.36	20500	M093256_M_4.0C	209	132M
15	64.64	2495	1.25	20500	M093263_M_4.0C	209	132M
13	73.13	2823	1.10	20500	M093271_M_4.0C	209	132M
12	82.55	3186	0.98	20500	M093280_M_4.0C	209	132M
10	100.07	3862	0.81	20500	M0932100_M_4.0C	209	132M
27	35.44	1382	3.62	30000	M102236_M_4.0C	223	132M
41.12	1504	1604	3.13	30000	M102245_M_4.0C	223	132M
20	47.93	1869	2.28	30000	M102250_M_4.0C	223	132M
19	51.49	2008	1.93	30000	M102256_M_4.0C	223	132M
17	57.63	2224	2.15	30000	M103256_M_4.0C	246	132M
15	65.24	2518	1.90	30000	M103263_M_4.0C	246	132M
13	72.62	2803	1.71	30000	M103271_M_4.0C	246	132M
12	80.68	3114	1.53	30000	M103280_M_4.0C	246	132M
10	98.68	3809	1.25	30000	M1032100_M_4.0C	246	132M
8.4	113.96	4399	1.09	30000	M1032112_M_4.0C	246	132M
7.6	125.81	4856	0.98	30000	M1032125_M_4.0C	246	132M
6.3	152.91	5902	0.81	30000	M1032160_M_4.0C	246	132M
19	50.70	1977	2.99	55000	M132250_M_4.0C	304	132M
18	53.94	2103	2.99	55000	M132256_M_4.0C	304	132M
14	66.4	2563	3.78	55000	M133263_M_4.0C	343	132M
13	72.6	2802	3.46	55000	M133271_M_4.0C	343	132M
12	80.7	3114	3.11	55000	M133280_M_4.0C	343	132M
10	95.3	3680	2.64	55000	M1332100_M_4.0C	343	132M
8.3	115.1	4442	2.18	55000	M1332112_M_4.0C	343	132M
7.2	132.6	5117	1.90	55000	M1332125_M_4.0C	343	132M
6.2	153.8	5937	1.63	55000	M1332160_M_4.0C	343	132M
5.4	179.3	6920	1.40	55000	M1332180_M_4.0C	343	132M
5.0	192.6	7434	1.27	55000	M1332200_M_4.0C	343	132M
4.3	224.86	8500	1.14	55000	M1342225_M_4.0C	382	132M
3.7	258.39	9768	0.99	55000	M1342250_M_4.0C	382	132M
10	98.30	3794	3.43	68000	M1432100_M_4.0C	437	132M
8.1	118.61	4578	2.84	68000	M1432112_M_4.0C	437	132M
7.0	136.66	5275	2.46	68000	M1432125_M_4.0C	437	132M
6.1	158.58	6121	2.12	68000	M1432160_M_4.0C	437	132M
5.2	184.83	7134	1.82	68000	M1432180_M_4.0C	437	132M
4.8	198.58	7665	1.70	68000	M1432200_M_4.0C	437	132M
4.2	228.38	8633	1.51	68000	M1442225_M_4.0C	478	132M
3.9	244.15	9229	1.41	68000	M1442250_M_4.0C	478	132M
3.5	276.86	10466	1.24	68000	M1442280_M_4.0C	478	132M
2.8	337.68	12765	1.02	68000	M1442300_M_4.0C	478	132M
2.7	352.51	13326	0.98	68000	M1442360_M_4.0C	478	132M
2.4	405.06	15312	0.85	68000	M1442400_M_4.0C	478	132M
6.4	149.79	5782	3.58	98000	M1632160_M_4.0C	680	132M
5.5	175.64	6779	2.82	98000	M1632180_M_4.0C	680	132M
4.9	197.02	7605	1.92	98000	M1632200_M_4.0C	680	132M
4.2	228.8	8650	2.39	98000	M1642225_M_4.0C	847	132M
3.6	264.6	10002	2.07	98000	M1642250_M_4.0C	847	132M
3.4	285.8	10804	1.92	98000	M1642280_M_4.0C	847	132M
3.0	323.53	12230	1.69	98000	M1642300_M_4.0C	847	132M
2.7	360.14	13614	1.52	98000	M1642360_M_4.0C	847	132M
2.4	403.12	15125	1.37	98000	M1642400_M_4.0C	847	132M
1.9	504.17	19059	1.09	98000	M1642500_M_4.0C	847	132M
1.5	646.71	24447	0.85	98000	M1642650_M_4.0C	847	132M

NOTE

Other output speeds are available using 2 and 8 pole motors - Consult Application Engineering

5.5 kW

4 POLE

NZ RPM	i	M2 Nm	Fm	N	Unit Designation	kg	
Output Speed	Ratio	Output Torque	Service Factor	Overhung Load	Column Entry 1 - 20 Blanks to be filled when entering order	Weight of base mount unit	Motor Size
405	3.58	127	1.60	4970	M04223.6_M_5.5A-	96	1325
288	5.04	179	1.32	4922	M04225.0_M_5.5A-	96	1325
257	5.18	201	1.24	5018	M04225.0_M_5.5A-	96	1325
229	6.34	225	1.16	5084	M04226.3_M_5.5A-	96	1325
180	8.05	286	1.01	5185	M04228.0_M_5.5A-	96	1325
159	9.13	324	0.92	5065	M04229.0_M_5.5A-	96	1325
405	3.58	127	2.30	4177	M05223.6_M_5.5A-	96	1325
288	5.04	179	2.14	4370	M05225.0_M_5.5A-	96	1325
257	5.65	201	2.04	4467	M05225.6_M_5.5A-	96	1325
229	6.34	225	1.84	4543	M05226.3_M_5.5A-	96	1325
180	8.05	286	1.58	4736	M05228.0_M_5.5A-	96	1325
159	9.13	324	1.39	4831	M05229.0_M_5.5A-	96	1325
133	10.89	387	1.16	4942	M05211_M_5.5A-	96	1325
116	12.54	445	0.96	5006	M05212_M_5.5A-	96	1325
99	14.58	518	0.87	5140	M05214_M_5.5A-	96	1325
327	4.44	158	2.30	7200	M06225.0_M_5.5A-	101	1325
232	6.24	222	2.14	7200	M06225.6_M_5.5A-	101	1325
207	6.99	248	2.06	7200	M06226.3_M_5.5A-	101	1325
185	7.85	279	1.84	7200	M06228.0_M_5.5A-	101	1325
145	9.97	354	1.68	7200	M06229.0_M_5.5A-	101	1325
128	11.30	401	1.51	7200	M06211_M_5.5A-	101	1325
108	13.48	479	1.28	7200	M06212_M_5.5A-	101	1325
93	15.52	551	0.96	7200	M06214_M_5.5A-	101	1325
80	18.05	641	0.93	7200	M06216_M_5.5A-	101	1325
72	20.20	717	0.87	7200	M06218_M_5.5A-	101	1325
67	21.53	764	0.82	7200	M06220_M_5.5A-	101	1325
394	3.68	131	2.37	8709	M07223.6_M_5.5A-	110	1325
285	5.09	181	2.37	7862	M07225.0_M_5.5A-	110	1325
253	5.72	203	2.37	7147	M07225.6_M_5.5A-	110	1325
231	6.29	223	2.37	6476	M07226.3_M_5.5A-	110	1325
176	8.22	292	2.24	5487	M07228.0_M_5.5A-	110	1325
155	9.34	332	2.08	5668	M07229.0_M_5.5A-	110	1325
128	11.35	403	1.80	5921	M07211_M_5.5A-	110	1325
116	12.48	443	1.67	6052	M07212_M_5.5A-	110	1325
101	14.34	509	1.49	6240	M07214_M_5.5A-	110	1325
89	16.26	577	1.37	6533	M07216_M_5.5A-	110	1325
81	17.94	637	1.25	6885	M07218_M_5.5A-	110	1325
71	20.54	729	1.11	7384	M07220_M_5.5A-	110	1325
62	23.23	825	0.99	7818	M07222_M_5.5A-	110	1325
54	26.93	956	0.87	7819	M07222_M_5.5A-	110	1325
394	3.68	131	3.69	14661	M08223.6_M_5.5A-	143	1325
278	5.23	185	3.71	14092	M08225.0_M_5.5A-	143	1325
250	5.79	206	3.71	13169	M08225.6_M_5.5A-	143	1325
225	6.44	229	3.71	12015	M08226.3_M_5.5A-	143	1325
174	8.33	296	3.72	9198	M08228.0_M_5.5A-	143	1325
155	9.35	332	3.68	7524	M08229.0_M_5.5A-	143	1325
126	11.47	407	3.23	7509	M08211_M_5.5A-	143	1325
112	12.92	459	2.94	7769	M08212_M_5.5A-	143	1325
96	15.04	534	2.65	7681	M08214_M_5.5A-	143	1325
87	16.69	592	2.42	7990	M08216_M_5.5A-	143	1325
79	18.26	648	2.11	8685	M08218_M_5.5A-	143	1325
70	20.66	733	2.00	9173	M08220_M_5.5A-	143	1325
62	23.32	828	1.86	9636	M08222_M_5.5A-	143	1325
51	28.27	1004	1.60	9741	M08228_M_5.5A-	143	1325
44	32.97	1170	1.40	10263	M08232_M_5.5A-	143	1325
40	36.21	1285	1.29	10798	M08236_M_5.5A-	143	1325
33	44.38	1575	1.06	13268	M08245_M_5.5A-	143	1325
30	48.46	1720	0.97	13455	M08250_M_5.5A-	143	1325
78	18.50	657	3.84	12870	M092218_M_5.5A-	191	1325
70	20.59	731	3.56	12763	M092220_M_5.5A-	191	1325
63	22.87	812	3.31	12892	M092222_M_5.5A-	191	1325
52	27.98	993	2.89	13710	M092228_M_5.5A-	191	1325
45	32.31	1147	2.56	14973	M092232_M_5.5A-	191	1325
41	35.67	1266	2.35	16145	M092236_M_5.5A-	191	1325
33	43.35	1539	1.99	18119	M092245_M_5.5A-	191	1325
30	49.07	1742	1.64	20500	M092250_M_5.5A-	191	1325
26	55.18	1959	1.35	20500	M092256_M_5.5A-	191	1325
25	59.07	2076	1.50	20500	M093256_M_5.5A-	206	1325
22	64.64	2271	1.37	20500	M093263_M_5.5A-	206	1325
20	73.13	2570	1.21	20500	M093271_M_5.5A-	206	1325
18	82.55	2901	1.07	20500	M093280_M_5.5A-	206	1325
14	100.07	3516	0.88	20500	M0932100_M_5.5A-	206	1325
35	41.12	1460	3.43	23015	M102245_M_5.5A-	220	1325
30	47.93	1701	2.50	30000	M102250_M_5.5A-	220	1325
28	51.49	1828	2.12	30000	M102256_M_5.5A-	220	1325

NOTE

Other output speeds are available using 2 and 8 pole motors - Consult Application Engineering

SELECTION TABLES

5.5 kW

4 POLE

NZ RPM	i	M2 Nm	Fm	N	Unit Designation	kg	
Output Speed	Ratio	Output Torque	Service Factor	Overhung Load	Column Entry 1 - 20 Blanks to be filled when entering order	Weight of base mount unit	Motor Size
25	57.63	2025	2.36	30000	M103256_M_5.5A-	243	1325
22	65.24	2292	2.09	30000	M103265_M_5.5A-	243	1325
20	72.62	2552	1.87	30000	M103271_M_5.5A-	243	1325
18	80.68	2835	1.69	30000	M103280_M_5.5A-	243	1325
15	98.68	3467	1.38	30000	M1032100_M_5.5A-	243	1325
13	113.96	4004	1.19	30000	M1032112_M_5.5A-	243	1325
12	125.81	4421	1.08	30000	M1032125_M_5.5A-	243	1325
9.5	152.91	5373	0.89	30000	M1032160_M_5.5A-	243	1325
29	50.70	1800	3.28	55000	M132250_M_5.5A-	301	1325
27	53.94	1915	3.28	55000	M132256_M_5.5A-	301	1325
20	72.60	2551	3.71	55000	M133271_M_5.5A-	340	1325
18	80.68	2835	3.38	55000	M133280_M_5.5A-	340	1325
15	95.34	3350	2.90	55000	M1332100_M_5.5A-	340	1325
13	115.08	4044	2.40	55000	M1332112_M_5.5A-	340	1325
11	132.56	4658	2.08	55000	M1332125_M_5.5A-	340	1325
9.5	151.81	5404	1.79	55000	M1332160_M_5.5A-	340	1325
8.1	179.28	6399	1.54	55000	M1332180_M_5.5A-	340	1325
7.5	192.61	6768	1.43	55000	M1332200_M_5.5A-	340	1325
6.4	224.86	7738	1.25	55000	M1342225_M_5.5A-	379	1325
5.6	258.39	8892	1.09	55000	M1342250_M_5.5A-	379	1325
5.0	289.16	9951	0.97	55000	M1342280_M_5.5A-	379	1325
15	98.30	3454	3.76	68000	M1432100_M_5.5A-	434	1325
12	118.61	4168	3.12	68000	M1432112_M_5.5A-	434	1325
11	136.66	4802	2.71	68000	M1432125_M_5.5A-	434	1325
9.1	158.58	5572	2.33	68000	M1432160_M_5.5A-	434	1325
7.8	184.83	6494	2.00	68000	M1432180_M_5.5A-	434	1325
7.3	198.58	6978	1.86	68000	M1432200_M_5.5A-	434	1325
6.3	228.38	7859	1.65	68000	M1442225_M_5.5A-	475	1325
5.9	244.15	8402	1.55	68000	M1442250_M_5.5A-	475	1325
5.2	276.86	9528	1.36	68000	M1442280_M_5.5A-	475	1325
4.3	337.68	11621	1.12	68000	M1442300_M_5.5A-	475	1325
4.1	352.51	12181	1.07	68000	M1442360_M_5.5A-	475	1325
3.6	405.00	13939	0.93	68000	M1442400_M_5.5A-	475	1325
3.2	459.33	15807	0.82	68000	M1442450_M_5.5A-	475	1325
10	149.79	5263	3.93	98000	M1632160_M_5.5A-	677	1325
8.3	175.64	6172	3.09	98000	M1632180_M_5.5A-	677	1325
7.4	197.02	6923	2.11	98000	M1632200_M_5.5A-	677	1325
6.3	228.84	7875	2.63	98000	M1642225_M_5.5A-	844	1325
5.5	264.58	9105	2.27	98000	M1642250_M_5.5A-	844	1325
5.1	285.80	9835	2.10	98000	M1642280_M_5.5A-	844	1325
4.5	321.53	11134	1.86	98000	M1642300_M_5.5A-	844	1325
4.0	360.34	12393	1.67	98000	M1642360_M_5.5A-	844	1325
3.6	400.12	13769	1.50	98000	M1642400_M_5.5A-	844	1325
2.9	504.17	17350	1.19	98000	M1642500_M_5.5A-	844	1325
2.2	646.71	22255	0.93	98000	M1642650_M_5.5A-	844	1325
2.0	718.50	24726	0.84	98000	M1642730_M_5.5A-	844	1325

5.5 kW

6 POLE

268	3.58	192	1.21	5057	M042233.6_M_5.5C-	99	132M
268	3.58	192	1.42	5393	M04225.0_M_5.5C-	99	132M
268	3.58	192	1.49	5517	M04225.6_M_5.5C-	99	132M
268	3.58	192	1.53	5554	M04226.3_M_5.5C-	99	132M
268	3.58	192	1.53	4285	M05223.6_M_5.5C-	99	132M
190	5.04	270	1.42	4624	M05225.0_M_5.5C-	99	132M
170	5.65	303	1.36	4727	M05225.6_M_5.5C-	99	132M
151	6.34	340	1.21	4812	M05226.3_M_5.5C-	99	132M
216	4.44	238	1.52	7209	M06225.0_M_5.5C-	104	132M
154	6.24	335	1.42	7209	M06225.6_M_5.5C-	104	132M
137	6.99	375	1.36	7209	M06226.3_M_5.5C-	104	132M
122	7.85	421	1.22	7209	M06228.0_M_5.5C-	104	132M
96	9.97	535	1.11	7209	M06229.0_M_5.5C-	104	132M
85	11.30	606	1.00	7209	M062211_M_5.5C-	104	132M
261	3.68	197	1.57	8943	M07223.6_M_5.5C-	113	132M
189	5.09	273	1.57	8785	M07225.0_M_5.5C-	113	132M
168	5.72	307	1.57	8134	M07225.6_M_5.5C-	113	132M
153	6.29	337	1.57	7524	M07226.3_M_5.5C-	113	132M
117	8.22	441	1.57	6011	M07228.0_M_5.5C-	113	132M
103	9.34	501	1.50	6211	M07229.0_M_5.5C-	113	132M
85	11.35	609	1.28	6720	M07211_M_5.5C-	113	132M
77	12.48	669	1.20	7060	M07212_M_5.5C-	113	132M
67	14.34	769	1.06	7578	M07214_M_5.5C-	113	132M
59	16.26	872	0.95	8035	M07216_M_5.5C-	113	132M
54	17.94	962	0.87	7819	M07218_M_5.5C-	113	132M

NOTE

Other output speeds are available using 2 and 8 pole motors - Consult Application Engineering

SELECTION TABLES

5.5 kW

6 POLE

NZ RPM	i	M2 Nm	Fm	N	Unit Designation	kg	Motor Size
Output Speed	Ratio	Output Torque	Service Factor	Overhung Load	Column Entry 1 - 20 Blanks to be filled when entering order	Weight of base mount unit	
261	3.68	197	2.46	15347	M08223.6_M_5.5C-	146	132M
184	5.21	279	2.46	15128	M08225.0_M_5.5C-	146	132M
166	5.79	310	2.46	15442	M08223.8_M_5.5C-	146	132M
149	6.64	345	2.46	13583	M08226.3_M_5.5C-	146	132M
115	8.33	447	2.46	10910	M08228.0_M_5.5C-	146	132M
103	9.35	501	2.46	9374	M08229.0_M_5.5C-	146	132M
84	11.47	615	2.44	7280	M082213_M_5.5C-	146	132M
74	12.92	693	2.22	7534	M082212_M_5.5C-	146	132M
64	15.04	806	2.01	8044	M082214_M_5.5C-	146	132M
58	16.69	895	1.61	10243	M082216_M_5.5C-	146	132M
53	18.26	979	1.41	11839	M082218_M_5.5C-	146	132M
46	20.66	1108	1.33	12713	M082220_M_5.5C-	146	132M
41	23.32	1250	1.24	12500	M082222_M_5.5C-	146	132M
34	28.27	1516	1.10	13442	M082228_M_5.5C-	146	132M
29	32.97	1768	0.96	14338	M082232_M_5.5C-	146	132M
27	36.21	1942	0.88	14782	M082236_M_5.5C-	146	132M
59	16.34	876	3.16	13052	M092216_M_5.5C-	194	132M
52	18.50	992	2.87	13926	M092218_M_5.5C-	194	132M
47	20.59	1104	2.67	14373	M092220_M_5.5C-	194	132M
42	22.87	1226	2.49	14813	M092222_M_5.5C-	194	132M
34	27.98	1500	2.07	16144	M092228_M_5.5C-	194	132M
30	32.31	1732	1.80	18130	M092232_M_5.5C-	194	132M
27	35.67	1913	1.63	19727	M092236_M_5.5C-	194	132M
22	43.35	2324	1.34	17450	M092245_M_5.5C-	194	132M
20	49.07	2631	1.09	20500	M092250_M_5.5C-	194	132M
17	55.18	2959	0.90	20500	M092256_M_5.5C-	194	132M
16	59.07	3135	0.99	20500	M093256_M_5.5C-	209	132M
15	64.64	3431	0.91	20500	M093263_M_5.5C-	209	132M
38	25.49	1367	3.44	24972	M102228_M_5.5C-	223	132M
31	30.76	1649	3.03	25984	M102232_M_5.5C-	223	132M
27	35.44	1900	2.63	29476	M102236_M_5.5C-	223	132M
23	41.12	2205	2.27	30000	M102245_M_5.5C-	223	132M
20	47.93	2570	1.66	30000	M102250_M_5.5C-	223	132M
19	51.49	2761	1.40	30000	M102256_M_5.5C-	223	132M
17	57.63	3059	1.56	30000	M103256_M_5.5C-	246	132M
15	65.24	3462	1.38	30000	M103263_M_5.5C-	246	132M
13	72.62	3854	1.24	30000	M103271_M_5.5C-	246	132M
12	80.68	4282	1.12	30000	M103280_M_5.5C-	246	132M
10	98.68	5237	0.91	30000	M1032100_M_5.5C-	246	132M
22	43.25	2319	3.33	51822	M132245_M_5.5C-	304	132M
19	50.70	2718	2.17	55000	M132250_M_5.5C-	304	132M
18	53.94	2892	2.17	55000	M132256_M_5.5C-	304	132M
16	59.76	3172	3.04	55000	M133256_M_5.5C-	343	132M
14	66.40	3524	2.75	55000	M133263_M_5.5C-	343	132M
13	72.60	3853	2.52	55000	M133271_M_5.5C-	343	132M
12	80.68	4282	2.27	55000	M133280_M_5.5C-	343	132M
10	95.34	5060	1.92	55000	M1332100_M_5.5C-	343	132M
8.3	115.08	6108	1.59	55000	M1332112_M_5.5C-	343	132M
7.2	132.56	7035	1.38	55000	M1332125_M_5.5C-	343	132M
6.2	153.81	8163	1.19	55000	M1332160_M_5.5C-	343	132M
5.4	179.28	9515	1.02	55000	M1332180_M_5.5C-	343	132M
5.0	192.61	10222	0.92	55000	M1332200_M_5.5C-	343	132M
14	68.46	3633	3.58	68000	M143263_M_5.5C-	437	132M
13	74.85	3972	3.27	68000	M143271_M_5.5C-	437	132M
12	83.17	4414	2.95	68000	M143280_M_5.5C-	437	132M
10	98.30	5217	2.49	68000	M1432100_M_5.5C-	437	132M
8.1	118.61	6295	2.07	68000	M1432112_M_5.5C-	437	132M
7.0	136.66	7253	1.79	68000	M1432125_M_5.5C-	437	132M
6.1	158.58	8416	1.54	68000	M1432160_M_5.5C-	437	132M
5.2	184.83	9809	1.33	68000	M1432180_M_5.5C-	437	132M
4.8	198.58	10539	1.23	68000	M1432200_M_5.5C-	437	132M
4.2	228.38	11871	1.10	68000	M1442225_M_5.5C-	478	132M
3.9	244.15	12690	1.02	68000	M1442250_M_5.5C-	478	132M
3.5	276.86	14391	0.90	68000	M1442280_M_5.5C-	478	132M
10	98.51	5228	3.96	98000	M1632100_M_5.5C-	680	132M
8.1	118.21	6274	3.30	98000	M1632112_M_5.5C-	680	132M
7.5	128.08	6797	3.05	98000	M1632125_M_5.5C-	680	132M
6.4	149.79	7950	2.60	98000	M1632160_M_5.5C-	680	132M
5.5	175.64	9322	2.05	98000	M1632180_M_5.5C-	680	132M
4.9	197.02	10456	1.40	98000	M1632200_M_5.5C-	680	132M

NOTE

Other output speeds are available using 2 and 8 pole motors - Consult Application Engineering

SELECTION TABLES

5.5 kW

6 POLE

7.5 kW

4 POLE

NZ RPM	i	M2 Nm	Fm	N	Unit Designation	kg	
Output Speed	Ratio	Output Torque	Service Factor	Overhung Load	Column Entry 1 - 20 Blanks to be filled when entering order	Weight of base mount unit	Motor Size
4.2	228.84	11894	1.74	98000	M1642225_M_7.5C-	847	132M
3.6	264.58	13752	1.51	98000	M1642250_M_7.5C-	847	132M
3.4	285.80	14855	1.39	98000	M1642280_M_7.5C-	847	132M
3.0	323.53	16816	1.23	98000	M1642300_M_7.5C-	847	132M
2.7	360.14	18719	1.11	98000	M1642360_M_7.5C-	847	132M
2.4	400.12	20797	1.00	98000	M1642400_M_7.5C-	847	132M
2.2	445.37	23149	0.89	98000	M1642450_M_7.5C-	847	132M
405	3.58	173	1.17	4803	M04223.6_M_7.5A-	99	132M
405	3.58	173	1.37	5010	M04225.0_M_7.5A-	99	132M
405	3.58	173	1.44	5099	M04225.6_M_7.5A-	99	132M
405	3.58	173	1.51	5233	M04226.3_M_7.5A-	99	132M
405	3.58	173	1.68	4037	M05223.6_M_7.5A-	99	132M
288	5.04	244	1.57	4223	M05225.0_M_7.5A-	99	132M
257	5.65	274	1.50	4317	M05225.6_M_7.5A-	99	132M
229	6.34	307	1.35	4391	M05226.3_M_7.5A-	99	132M
327	4.44	215	1.68	7200	M06225.0_M_7.5A-	104	132M
232	6.24	302	1.57	7200	M06225.6_M_7.5A-	104	132M
207	6.99	338	1.51	7200	M06226.3_M_7.5A-	104	132M
185	7.85	380	1.35	7200	M06228.0_M_7.5A-	104	132M
145	9.97	483	1.23	7200	M06229.0_M_7.5A-	104	132M
128	11.80	547	1.10	7200	M062211_M_7.5A-	104	132M
394	3.68	178	1.74	8418	M07223.6_M_7.5A-	113	132M
285	5.09	246	1.74	7599	M07225.0_M_7.5A-	113	132M
253	5.72	277	1.74	7415	M07225.6_M_7.5A-	113	132M
231	6.29	304	1.74	6260	M07226.3_M_7.5A-	113	132M
176	8.22	398	1.65	5303	M07228.0_M_7.5A-	113	132M
355	9.34	452	1.52	5478	M07229.0_M_7.5A-	113	132M
328	11.35	548	1.32	5723	M07211_M_7.5A-	113	132M
116	12.48	604	1.23	5852	M07212_M_7.5A-	113	132M
101	14.34	694	1.10	6031	M07214_M_7.5A-	113	132M
89	16.26	787	1.01	6337	M07216_M_7.5A-	113	132M
81	17.94	868	0.92	6659	M07218_M_7.5A-	113	132M
71	20.54	994	0.82	7142	M07220_M_7.5A-	113	132M
394	3.68	178	2.72	14178	M08223.6_M_7.5A-	146	132M
278	5.21	252	2.72	13997	M08225.0_M_7.5A-	146	132M
250	5.79	280	2.72	12728	M08225.6_M_7.5A-	146	132M
225	6.44	312	2.72	11612	M08226.3_M_7.5A-	146	132M
174	8.33	403	2.72	8886	M08228.0_M_7.5A-	146	132M
355	9.35	453	2.71	7276	M08229.0_M_7.5A-	146	132M
326	11.47	555	2.38	7261	M082211_M_7.5A-	146	132M
312	12.92	625	2.17	7514	M082212_M_7.5A-	146	132M
296	15.04	728	1.95	7426	M082214_M_7.5A-	146	132M
87	16.69	808	1.78	7725	M082216_M_7.5A-	146	132M
79	18.26	884	1.55	8395	M082218_M_7.5A-	146	132M
70	20.66	1000	1.47	8868	M082220_M_7.5A-	146	132M
62	23.32	1129	1.37	9317	M082222_M_7.5A-	146	132M
51	28.27	1369	1.18	10034	M082228_M_7.5A-	146	132M
44	32.97	1596	1.03	10100	M082232_M_7.5A-	146	132M
40	36.21	1753	0.95	10441	M082236_M_7.5A-	146	132M
89	16.34	791	3.10	12343	M092216_M_7.5A-	194	132M
78	18.50	896	2.81	12438	M092218_M_7.5A-	194	132M
70	20.59	997	2.61	12335	M092220_M_7.5A-	194	132M
63	22.87	1107	2.43	12459	M092222_M_7.5A-	194	132M
52	27.98	1354	2.12	13250	M092228_M_7.5A-	194	132M
45	32.31	1564	1.88	14470	M092232_M_7.5A-	194	132M
41	35.67	1727	1.72	15604	M092236_M_7.5A-	194	132M
33	43.35	2099	1.46	17512	M092245_M_7.5A-	194	132M
30	48.07	2375	1.20	20500	M092250_M_7.5A-	194	132M
26	55.18	2671	0.99	20500	M092256_M_7.5A-	194	132M
25	59.07	2830	1.10	20500	M093256_M_7.5A-	209	132M
22	64.64	3097	1.00	20500	M093263_M_7.5A-	209	132M
20	73.13	3504	0.89	20500	M093271_M_7.5A-	209	132M
57	25.49	1234	3.81	15176	M102228_M_7.5A-	223	132M
47	30.76	1489	3.36	15653	M102232_M_7.5A-	223	132M
41	35.44	1716	2.91	18898	M102236_M_7.5A-	223	132M
35	41.12	1991	2.51	22243	M102245_M_7.5A-	223	132M
30	47.93	2320	1.84	30000	M102250_M_7.5A-	223	132M
28	51.49	2493	1.55	30000	M102256_M_7.5A-	223	132M

NOTE

Other output speeds are available using 2 and 8 pole motors - Consult Application Engineering

SELECTION TABLES

7.5 kW

4 POLE

NZ RPM	i	M2 Nm	Fm	N	Unit Designation	kg	Motor Size
Output Speed	Ratio	Output Torque	Service Factor	Overhung Load	Column Entry 1 - 20 Blanks to be filled when entering order	Weight of base mount unit	
25	57.63	2761	1.73	30000	M103256_M_7.5A-	246	132M
22	65.24	3126	1.53	30000	M103263_M_7.5A-	246	132M
20	72.62	3480	1.37	30000	M103271_M_7.5A-	246	132M
18	80.68	3866	1.24	30000	M103280_M_7.5A-	246	132M
15	98.88	4728	1.01	30000	M1032100_M_7.5A-	246	132M
13	113.96	5460	0.88	30000	M1032112_M_7.5A-	246	132M
34	43.25	2094	3.69	55000	M132245_M_7.5A-	304	132M
29	50.70	2454	2.41	55000	M132250_M_7.5A-	304	132M
27	53.94	2611	2.41	55000	M132256_M_7.5A-	304	132M
24	59.76	2863	3.22	55000	M133256_M_7.5A-	343	132M
22	66.40	3182	2.94	55000	M133263_M_7.5A-	343	132M
20	72.60	3479	2.72	55000	M133271_M_7.5A-	343	132M
18	80.68	3866	2.48	55000	M133280_M_7.5A-	343	132M
15	95.34	4568	2.12	55000	M1332100_M_7.5A-	343	132M
13	115.08	5514	1.76	55000	M1332112_M_7.5A-	343	132M
11	132.56	6352	1.53	55000	M1332125_M_7.5A-	343	132M
9	153.81	7370	1.32	55000	M1332160_M_7.5A-	343	132M
8.1	179.28	8590	1.13	55000	M1332180_M_7.5A-	343	132M
7.5	192.61	9229	1.05	55000	M1332200_M_7.5A-	343	132M
6.4	224.86	10552	0.92	55000	M1342225_M_7.5A-	382	132M
19	74.85	3586	3.62	68000	M143271_M_7.5A-	437	132M
17	83.17	3985	3.26	68000	M143280_M_7.5A-	437	132M
15	98.30	4710	2.76	68000	M1432100_M_7.5A-	437	132M
12	118.61	5683	2.29	68000	M1432112_M_7.5A-	437	132M
11	136.66	6548	1.99	68000	M1432125_M_7.5A-	437	132M
9.1	158.58	7598	1.71	68000	M1432160_M_7.5A-	437	132M
7.8	184.83	8856	1.47	68000	M1432180_M_7.5A-	437	132M
7.3	198.58	9515	1.37	68000	M1432200_M_7.5A-	437	132M
6.3	228.38	10717	1.21	68000	M1442225_M_7.5A-	478	132M
5.9	244.15	11457	1.13	68000	M1442250_M_7.5A-	478	132M
5.2	276.86	12992	1.00	68000	M1442280_M_7.5A-	478	132M
4.3	337.68	15846	0.82	68000	M1442300_M_7.5A-	478	132M
12	118.21	5664	3.65	98000	M1632112_M_7.5A-	680	132M
11	128.08	6137	3.37	98000	M1632125_M_7.5A-	680	132M
10	149.79	7177	2.88	98000	M1632160_M_7.5A-	680	132M
8.3	175.64	8416	2.27	98000	M1632180_M_7.5A-	680	132M
7.4	197.02	9440	1.55	98000	M1632200_M_7.5A-	680	132M
6.3	228.84	10739	1.93	98000	M1642225_M_7.5A-	847	132M
5.5	264.58	12416	1.67	98000	M1642250_M_7.5A-	847	132M
5.1	285.80	13412	1.54	98000	M1642280_M_7.5A-	847	132M
4.5	323.53	15182	1.36	98000	M1642300_M_7.5A-	847	132M
4.0	360.14	16900	1.22	98000	M1642360_M_7.5A-	847	132M
3.6	400.12	18776	1.10	98000	M1642400_M_7.5A-	847	132M
3.3	445.37	20900	0.99	98000	M1642450_M_7.5A-	847	132M
2.9	504.17	23659	0.87	98000	M1642500_M_7.5A-	847	132M
264	3.68	266	1.15	8641	M07223.6_M_7.5C-	176	160M
191	5.09	368	1.15	8493	M07225.0_M_7.5C-	176	160M
170	5.72	414	1.15	7864	M07225.6_M_7.5C-	176	160M
154	6.29	455	1.16	7275	M07226.3_M_7.5C-	176	160M
118	8.22	595	1.15	5811	M07228.0_M_7.5C-	176	160M
104	9.34	676	1.10	6002	M07229.0_M_7.5C-	176	160M
264	3.68	266	1.82	14844	M08223.6_M_7.5C-	207	160M
186	5.21	377	1.82	14850	M08225.0_M_7.5C-	207	160M
168	5.79	419	1.82	15100	M08225.6_M_7.5C-	207	160M
151	6.44	466	1.82	13138	M08226.3_M_7.5C-	207	160M
116	8.33	603	1.82	10556	M08228.0_M_7.5C-	207	160M
104	9.35	677	1.82	9068	M08229.0_M_7.5C-	207	160M
85	11.47	830	1.81	7044	M082211_M_7.5C-	207	160M
75	12.92	935	1.65	7289	M082212_M_7.5C-	207	160M
64	15.04	1088	1.49	7783	M082214_M_7.5C-	207	160M
58	16.69	1208	1.18	9895	M082216_M_7.5C-	207	160M
53	18.26	1321	1.03	11436	M082218_M_7.5C-	207	160M
47	20.66	1495	0.98	11171	M082220_M_7.5C-	207	160M
42	23.32	1688	0.91	11187	M082222_M_7.5C-	207	160M
34	28.27	2046	0.82	13006	M082228_M_7.5C-	207	160M

NOTE

Other output speeds are available using 2 and 8 pole motors - Consult Application Engineering

SELECTION TABLES

7.5 kW
6 POLE

N2 RPM	i	M2 Nm	Fm	N	Unit Designation	kg	Motor Size
118	8.27	595	3.65	13490	M09228.0_M_-7.5C-	260	160M
106	9.19	665	3.40	13271	M09229.0_M_-7.5C-	260	160M
85	11.47	830	2.94	12948	M092211_M_-7.5C-	260	160M
76	12.74	922	2.73	12733	M092212_M_-7.5C-	260	160M
67	14.53	1051	2.50	12610	M092214_M_-7.5C-	260	160M
59	16.34	1182	2.34	12629	M092216_M_-7.5C-	260	160M
52	18.50	1339	2.13	13475	M092218_M_-7.5C-	260	160M
47	20.59	1490	1.98	13907	M092220_M_-7.5C-	260	160M
42	22.87	1655	1.84	14332	M092222_M_-7.5C-	260	160M
35	27.98	2025	1.54	15620	M092228_M_-7.5C-	260	160M
30	32.31	2338	1.33	17542	M092232_M_-7.5C-	260	160M
27	35.67	2581	1.20	19087	M092236_M_-7.5C-	260	160M
22	43.35	3137	0.99	16884	M092245_M_-7.5C-	260	160M
61	15.98	1156	3.17	25321	M102216_M_-7.5C-	289	160M
55	17.75	1284	3.18	22831	M102218_M_-7.5C-	289	160M
50	19.41	1405	3.18	20672	M102220_M_-7.5C-	289	160M
45	21.57	1561	3.00	20541	M102222_M_-7.5C-	289	160M
38	25.49	1845	2.55	24162	M102228_M_-7.5C-	289	160M
32	30.76	2226	2.25	25141	M102232_M_-7.5C-	289	160M
27	35.44	2565	1.95	28519	M102236_M_-7.5C-	289	160M
24	41.12	2976	1.68	30000	M102245_M_-7.5C-	289	160M
20	47.93	3468	1.23	30000	M102250_M_-7.5C-	289	160M
19	51.49	3726	1.04	30000	M102256_M_-7.5C-	289	160M
17	57.63	4128	1.16	30000	M103256_M_-7.5C-	312	160M
15	65.24	4673	1.02	30000	M103263_M_-7.5C-	312	160M
13	72.62	5301	0.92	30000	M103271_M_-7.5C-	312	160M
12	80.68	5779	0.83	30000	M103280_M_-7.5C-	312	160M
29	33.25	2406	3.77	49069	M132232_M_-7.5C-	371	160M
26	37.03	2680	3.43	48327	M132236_M_-7.5C-	371	160M
22	43.25	3130	2.47	50340	M132245_M_-7.5C-	371	160M
19	50.70	3669	1.61	55000	M132250_M_-7.5C-	371	160M
18	53.94	3903	1.61	55000	M132256_M_-7.5C-	371	160M
21	46.79	3351	2.81	55000	M133245_M_-7.5C-	409	160M
18	52.97	3794	2.52	55000	M133250_M_-7.5C-	409	160M
16	59.76	4280	2.25	55000	M133256_M_-7.5C-	409	160M
15	66.40	4756	2.04	55000	M133263_M_-7.5C-	409	160M
13	72.60	5200	1.87	55000	M133271_M_-7.5C-	409	160M
12	80.68	5779	1.68	55000	M133280_M_-7.5C-	409	160M
10	95.34	6829	1.42	55000	M1332100_M_-7.5C-	409	160M
8.4	115.08	8243	1.18	55000	M1332112_M_-7.5C-	409	160M
7.3	132.56	9495	1.02	55000	M1332125_M_-7.5C-	409	160M
6.3	153.81	11017	0.88	55000	M1332160_M_-7.5C-	409	160M
23	42.95	3108	2.41	68000	M142245_M_-7.5C-	463	160M
19	50.36	3644	2.20	68000	M142250_M_-7.5C-	463	160M
17	56.49	4088	2.04	68000	M142256_M_-7.5C-	463	160M
20	48.24	3455	3.65	68000	M143245_M_-7.5C-	503	160M
18	54.61	3911	3.27	68000	M143250_M_-7.5C-	503	160M
16	61.61	4413	2.95	68000	M143256_M_-7.5C-	503	160M
14	68.46	4903	2.65	68000	M143263_M_-7.5C-	503	160M
13	74.85	5361	2.42	68000	M143271_M_-7.5C-	503	160M
12	83.17	5957	2.18	68000	M143280_M_-7.5C-	503	160M
10	98.30	7041	1.85	68000	M1432100_M_-7.5C-	503	160M
8.2	118.63	8495	1.53	68000	M1432112_M_-7.5C-	503	160M
7.1	136.66	9788	1.33	68000	M1432125_M_-7.5C-	503	160M
6.1	158.58	11358	1.14	68000	M1432160_M_-7.5C-	503	160M
5.2	184.83	13238	0.98	68000	M1432180_M_-7.5C-	503	160M
4.9	198.58	14223	0.91	68000	M1432200_M_-7.5C-	503	160M
4.2	228.38	16020	0.81	68000	M1442225_M_-7.5C-	541	160M
13	74.49	5335	3.88	98000	M163271_M_-7.5C-	748	160M
12	82.13	5883	3.52	98000	M163280_M_-7.5C-	748	160M
10	98.51	7056	2.93	98000	M1632100_M_-7.5C-	748	160M
8.2	118.21	8467	2.44	98000	M1632112_M_-7.5C-	748	160M
7.6	128.08	9174	2.26	98000	M1632125_M_-7.5C-	748	160M
6.5	149.79	10729	1.93	98000	M1632160_M_-7.5C-	748	160M
5.5	175.64	12580	1.52	98000	M1632180_M_-7.5C-	748	160M
4.9	197.02	14112	1.03	98000	M1632200_M_-7.5C-	748	160M
4.2	228.84	16052	1.29	98000	M1642225_M_-7.5C-	913	160M
3.7	264.58	18560	1.12	98000	M1642250_M_-7.5C-	913	160M
3.4	285.80	20048	1.03	98000	M1642280_M_-7.5C-	913	160M
3.0	323.53	22695	0.91	98000	M1642300_M_-7.5C-	913	160M

NOTE

Other output speeds are available using 2 and 8 pole motors - Consult Application Engineering

SELECTION TABLES

11.0 kW
4 POLE

NZ RPM	i	M2 Nm	Fm	N	Unit Designation	kg	
Output Speed	Ratio	Output Torque	Service Factor	Overhung Load	Column Entry 1 - 20 Blanks to be filled when entering order	Weight of base mount unit	Motor Size
397	3.68	259	1.18	8065	M07223.6_M_11A-	176	160M
287	5.09	359	1.18	7284	M07225.0_M_11A-	176	160M
255	5.72	408	1.18	6900	M07225.0_M_11A-	176	160M
232	6.25	444	1.18	6570	M07226.3_M_11A-	176	160M
178	8.22	580	1.13	5350	M07228.0_M_11A-	176	160M
156	9.34	659	1.05	5256	M07229.0_M_11A-	176	160M
397	3.68	259	1.87	13605	M08223.6_M_11A-	207	160M
280	5.21	367	1.87	13625	M08225.0_M_11A-	207	160M
252	5.79	408	1.87	12212	M08225.6_M_11A-	207	160M
227	6.44	454	1.87	11141	M08226.3_M_11A-	207	160M
175	8.33	587	1.87	8529	M08228.0_M_11A-	207	160M
156	9.35	659	1.85	6977	M08229.0_M_11A-	207	160M
127	11.47	809	1.63	6964	M082211_M_11A-	207	160M
113	12.92	911	1.48	7204	M082212_M_11A-	207	160M
97	15.04	1061	1.34	7126	M082214_M_11A-	207	160M
87	16.69	1177	1.22	7410	M082216_M_11A-	207	160M
80	18.26	1288	1.06	8493	M082218_M_11A-	207	160M
71	20.66	1457	1.01	8509	M082220_M_11A-	207	160M
63	23.32	1644	0.94	8935	M082222_M_11A-	207	160M
52	28.27	1993	0.80	9026	M082228_M_11A-	207	160M
229	6.38	450	3.91	13594	M09226.3_M_11A-	260	160M
178	8.22	580	3.31	13005	M09228.0_M_11A-	260	160M
159	9.19	648	3.09	12905	M09229.0_M_11A-	260	160M
127	11.47	809	2.66	12583	M092211_M_11A-	260	160M
115	12.74	898	2.48	11489	M092212_M_11A-	260	160M
100	14.53	1025	2.27	12369	M092214_M_11A-	260	160M
89	16.34	1152	2.13	11843	M092216_M_11A-	260	160M
79	18.50	1304	1.93	11934	M092218_M_11A-	260	160M
71	20.59	1452	1.79	11835	M092220_M_11A-	260	160M
64	22.87	1613	1.67	11954	M092222_M_11A-	260	160M
52	27.98	1973	1.45	12713	M092228_M_11A-	260	160M
45	32.31	2278	1.29	13884	M092232_M_11A-	260	160M
41	35.67	2515	1.18	14971	M092236_M_11A-	260	160M
34	43.35	3057	1.00	16802	M092245_M_11A-	260	160M
30	49.07	3460	0.83	20075	M092250_M_11A-	260	160M
91	15.98	1127	3.26	19927	M102216_M_11A-	289	160M
82	17.75	1252	3.27	16631	M102218_M_11A-	289	160M
75	19.41	1369	3.26	13551	M102220_M_11A-	289	160M
68	21.57	1521	3.06	12891	M102222_M_11A-	289	160M
57	25.49	1797	2.61	14561	M102228_M_11A-	289	160M
47	30.76	2169	2.31	15018	M102232_M_11A-	289	160M
41	35.44	2499	2.00	18132	M102236_M_11A-	289	160M
36	41.12	2899	1.72	21342	M102245_M_11A-	289	160M
30	47.93	3380	1.26	30000	M102250_M_11A-	289	160M
28	51.49	3631	1.07	30000	M102256_M_11A-	289	160M
25	57.63	4022	1.19	30000	M103256_M_11A-	312	160M
22	65.24	4553	1.05	30000	M103263_M_11A-	312	160M
20	72.62	5068	0.94	30000	M103271_M_11A-	312	160M
18	80.68	5631	0.85	30000	M103280_M_11A-	312	160M
44	33.25	2345	3.71	55000	M132232_M_11A-	371	160M
39	37.03	2611	3.37	55000	M132236_M_11A-	371	160M
34	43.25	3050	2.53	55000	M132245_M_11A-	371	160M
29	50.70	3575	1.65	55000	M132250_M_11A-	371	160M
27	53.94	3803	1.65	55000	M132256_M_11A-	371	160M
31	46.79	3266	2.76	55000	M133245_M_11A-	409	160M
28	52.97	3697	2.47	55000	M133250_M_11A-	409	160M
24	59.76	4171	2.21	55000	M133256_M_11A-	409	160M
22	66.40	4634	2.02	55000	M133263_M_11A-	409	160M
20	72.60	5067	1.87	55000	M133271_M_11A-	409	160M
18	80.68	5631	1.70	55000	M133280_M_11A-	409	160M
15	95.34	6654	1.46	55000	M1332100_M_11A-	409	160M
13	115.08	8032	1.21	55000	M1332112_M_11A-	409	160M
11	132.56	9252	1.05	55000	M1332125_M_11A-	409	160M
9.5	153.81	10735	0.90	55000	M1332160_M_11A-	409	160M
29	50.36	3551	2.26	68000	M142250_M_11A-	463	160M
26	56.49	3983	2.09	68000	M142256_M_11A-	463	160M
30	48.24	3367	3.45	68000	M143245_M_11A-	503	160M
27	54.61	3811	3.17	68000	M143250_M_11A-	503	160M
24	61.61	4300	3.02	68000	M143256_M_11A-	503	160M
21	68.46	4778	2.86	68000	M143263_M_11A-	503	160M
20	74.85	5234	2.49	68000	M143271_M_11A-	503	160M
18	83.17	5825	2.24	68000	M143280_M_11A-	503	160M
15	98.30	6861	1.89	68000	M1432100_M_11A-	503	160M
12	118.63	8278	1.57	68000	M1432112_M_11A-	503	160M

NOTE

Other output speeds are available using 2 and 8 pole motors - Consult Application Engineering

SELECTION TABLES

11.0 kW

4 POLE

NZ RPM	i	M2 Nm	Fm	N	Unit Designation	kg	Motor Size
Output Speed	Ratio	Output Torque	Service Factor	Overhung Load	Column Entry 1 - 20 Blanks to be filled when entering order	Weight of base mount unit	
20	74.49	5199	3.98	98000	M163271_M_11.A	748	160M
18	82.13	5732	3.61	98000	M163280_M_11.A	748	160M
15	98.51	6875	3.01	98000	M1632100_M_11.A	748	160M
12	118.21	8250	2.51	98000	M1632112_M_11.A	748	160M
11	128.08	8939	2.32	98000	M1632125_M_11.A	748	160M
10	149.79	10454	1.98	98000	M1632260_M_11.A	748	160M
8.3	175.64	12259	1.56	98000	M1632180_M_11.A	748	160M
7.4	197.02	13751	1.06	98000	M1632200_M_11.A	748	160M
6.4	228.84	15642	1.32	98000	M1642225_M_11.A	913	160M
5.5	264.58	18085	1.14	98000	M1642250_M_11.A	913	160M
5.1	285.80	19536	1.06	98000	M1642280_M_11.A	913	160M
4.5	323.53	22115	0.94	98000	M1642300_M_11.A	913	160M
4.1	360.14	24617	0.84	98000	M1642360_M_11.A	913	160M

11.0 kW

6 POLE

264	3.68	391	1.25	14345	M08223.6_M_11.C	214	160L
186	5.21	553	1.25	14300	M08225.0_M_11.C	214	160L
168	5.79	615	1.25	14500	M08225.6_M_11.C	214	160L
151	6.44	683	1.25	14200	M08226.3_M_11.C	214	160L
116	8.33	884	1.25	10126	M08228.0_M_11.C	214	160L
104	9.35	992	1.25	8701	M08229.0_M_11.C	214	160L
85	11.47	1217	1.23	6753	M082211_M_11.C	214	160L
75	12.92	1371	1.12	6989	M082212_M_11.C	214	160L
64	15.04	1596	1.01	7462	M082214_M_11.C	214	160L
58	16.69	1771	0.81	9497	M082216_M_11.C	214	160L
191	5.07	538	3.40	13615	M09225.0_M_11.C	267	160L
170	5.69	604	3.16	13507	M09225.6_M_11.C	267	160L
152	6.38	677	2.94	13285	M09226.5_M_11.C	267	160L
118	8.22	872	2.49	12934	M09228.0_M_11.C	267	160L
106	9.19	975	2.32	12723	M09229.0_M_11.C	267	160L
85	11.47	1217	2.00	12414	M092211_M_11.C	267	160L
76	12.74	1352	1.86	12208	M092212_M_11.C	267	160L
67	14.53	1542	1.71	12089	M092214_M_11.C	267	160L
59	16.34	1734	1.60	12108	M092216_M_11.C	267	160L
52	18.50	1963	1.45	12919	M092218_M_11.C	267	160L
47	20.59	2185	1.35	13333	M092220_M_11.C	267	160L
42	22.87	2427	1.26	13741	M092222_M_11.C	267	160L
35	27.98	2970	1.05	14976	M092228_M_11.C	267	160L
30	32.31	3429	0.91	16818	M092232_M_11.C	267	160L
27	35.67	3786	0.82	18300	M092236_M_11.C	267	160L
88	11.02	1170	3.61	14510	M102211_M_11.C	296	160L
78	12.51	1328	3.31	14033	M102212_M_11.C	296	160L
69	14.16	1503	3.05	13455	M102214_M_11.C	296	160L
61	15.98	1696	2.16	24276	M102216_M_11.C	296	160L
55	17.75	1884	2.17	21889	M102218_M_11.C	296	160L
50	19.41	2060	2.17	19819	M102220_M_11.C	296	160L
45	21.57	2289	2.05	19694	M102222_M_11.C	296	160L
38	25.49	2705	1.74	23166	M102228_M_11.C	296	160L
32	30.76	3265	1.53	24104	M102232_M_11.C	296	160L
27	35.44	3761	1.33	27343	M102236_M_11.C	296	160L
24	41.12	4364	1.15	30000	M102245_M_11.C	296	160L
20	47.93	5087	0.84	30000	M102250_M_11.C	296	160L
47	20.86	2214	3.91	50419	M132220_M_11.C	378	160L
41	23.12	2485	3.51	49593	M132222_M_11.C	378	160L
36	27.08	2874	3.09	48574	M132228_M_11.C	378	160L
29	33.25	3529	2.57	47045	M132232_M_11.C	378	160L
26	37.03	3930	2.34	46333	M132236_M_11.C	378	160L
22	43.25	4590	1.68	48072	M132245_M_11.C	378	160L
19	50.70	5381	1.10	55000	M132250_M_11.C	378	160L
18	53.94	5725	1.10	55000	M132256_M_11.C	378	160L
21	46.79	4915	1.92	55000	M133245_M_11.C	416	160L
18	52.97	5564	1.72	55000	M133250_M_11.C	416	160L
16	59.76	6278	1.54	55000	M133256_M_11.C	416	160L
15	66.40	6975	1.39	55000	M133263_M_11.C	416	160L
13	72.60	7627	1.27	55000	M133271_M_11.C	416	160L
12	80.68	8475	1.14	55000	M133280_M_11.C	416	160L
10	95.34	10015	0.97	55000	M1332100_M_11.C	416	160L

NOTE

Other output speeds are available using 2 and 8 pole motors - Consult Application Engineering

SELECTION TABLES

11.0 kW
6 POLE

NZ RPM	i	M2 Nm	Fm	N	Unit Designation	kg	Motor Size
Output Speed	Ratio	Output Torque	Service Factor	Overhung Load	Column Entry 1 - 20 Blanks to be filled when entering order	Weight of base mount unit	
29	33.89	3597	3.61	68000	M142232_M_11-C	470	160L
26	36.72	3897	3.34	68000	M142236_M_11-C	470	160L
23	42.95	4558	1.64	68000	M142245_M_11-C	470	160L
19	50.36	5345	1.50	68000	M142250_M_11-C	470	160L
17	56.49	5995	1.39	68000	M142256_M_11-C	470	160L
20	48.24	5068	2.49	68000	M143245_M_11-C	510	160L
18	54.61	5737	2.23	68000	M143250_M_11-C	510	160L
16	61.61	6472	2.01	68000	M143256_M_11-C	510	160L
14	68.46	7192	1.81	68000	M143263_M_11-C	510	160L
13	74.85	7863	1.65	68000	M143271_M_11-C	510	160L
12	83.17	8737	1.49	68000	M143280_M_11-C	510	160L
10	98.30	10326	1.26	68000	M1432100_M_11-C	510	160L
8.2	118.61	12460	1.04	68000	M1432112_M_11-C	510	160L
7.1	136.66	14356	0.91	68000	M1432125_M_11-C	510	160L
19	51.82	5444	3.80	98000	M163250_M_11-C	755	160L
16	59.38	6238	3.32	98000	M163256_M_11-C	755	160L
15	63.82	6704	3.09	98000	M163263_M_11-C	755	160L
13	74.49	7825	2.65	98000	M163271_M_11-C	755	160L
12	82.13	8628	2.40	98000	M163280_M_11-C	755	160L
10	98.51	10348	2.00	98000	M1632100_M_11-C	755	160L
8.2	118.21	12418	1.67	98000	M1632112_M_11-C	755	160L
7.6	128.08	13455	1.54	98000	M1632125_M_11-C	755	160L
6.5	149.79	15735	1.32	98000	M1632160_M_11-C	755	160L
5.5	175.64	18451	1.04	98000	M1632180_M_11-C	755	160L

15.0 kW
4 POLE

397	3.68	354	0.86	7794	M07223.6_M_15-A	183	160L
287	5.09	489	0.87	7040	M07225.0_M_15-A	183	160L
255	5.72	550	0.87	6399	M07225.6_M_15-A	183	160L
232	6.29	605	0.87	5799	M07226.3_M_15-A	183	160L
397	3.68	354	1.37	13147	M08223.6_M_15-A	214	160L
280	5.21	501	1.37	13200	M08225.0_M_15-A	214	160L
252	5.79	557	1.37	11802	M08225.6_M_15-A	214	160L
227	6.44	619	1.37	10767	M08226.3_M_15-A	214	160L
175	8.33	801	1.37	8243	M08228.0_M_15-A	214	160L
156	9.35	899	1.36	6743	M08229.0_M_15-A	214	160L
127	11.47	1103	1.20	6734	M082211_M_15-A	214	160L
113	12.92	1142	1.09	6966	M082212_M_15-A	214	160L
97	15.04	1446	0.98	6885	M082214_M_15-A	214	160L
87	16.69	1605	0.90	7166	M082216_M_15-A	214	160L
288	5.07	488	3.30	13799	M09225.0_M_15-A	267	160L
257	5.69	547	3.07	13463	M09225.5_M_15-A	267	160L
229	6.38	613	2.87	13138	M09226.3_M_15-A	267	160L
178	8.22	790	2.43	12589	M09228.0_M_15-A	267	160L
159	9.19	884	2.26	12472	M09229.0_M_15-A	267	160L
127	11.47	1103	1.95	12361	M092211_M_15-A	267	160L
115	12.74	1225	1.82	12070	M092212_M_15-A	267	160L
100	14.53	1397	1.67	11954	M092214_M_15-A	267	160L
89	16.34	1571	1.56	11446	M092216_M_15-A	267	160L
79	18.50	1779	1.42	11534	M092218_M_15-A	267	160L
71	20.59	1980	1.31	11438	M092220_M_15-A	267	160L
64	22.87	2199	1.22	11553	M092222_M_15-A	267	160L
52	27.98	2690	1.07	12287	M092228_M_15-A	267	160L
45	32.31	3107	0.96	13418	M092232_M_15-A	267	160L
41	35.67	3430	0.87	14469	M092236_M_15-A	267	160L
132	11.02	1060	3.52	14815	M102211_M_15-A	296	160L
117	12.51	1203	3.23	14450	M102212_M_15-A	296	160L
103	14.16	1362	2.97	13980	M102214_M_15-A	296	160L
91	15.98	1537	2.39	19259	M102216_M_15-A	296	160L
82	17.75	1707	2.40	16073	M102218_M_15-A	296	160L
75	19.41	1866	2.39	13097	M102220_M_15-A	296	160L
68	21.57	2074	2.24	12459	M102222_M_15-A	296	160L
57	25.49	2451	1.92	14073	M102228_M_15-A	296	160L
47	30.76	2958	1.69	14515	M102232_M_15-A	296	160L
41	35.44	3408	1.47	17524	M102236_M_15-A	296	160L
36	41.12	3954	1.26	20626	M102245_M_15-A	296	160L
30	47.93	4609	0.92	29742	M102250_M_15-A	296	160L
25	57.63	5485	0.87	30000	M103256_M_15-A	319	160L
44	33.25	3197	2.72	55000	M112232_M_15-A	378	160L
39	37.03	3561	2.47	55000	M112236_M_15-A	378	160L
34	43.25	4159	1.86	55000	M112245_M_15-A	378	160L

NOTE

Other output speeds are available using 2 and 8 pole motors - Consult Application Engineering

SELECTION TABLES

15.0 kW
4 POLE

NZ RPM	i	M2 Nm	Fm	N	Unit Designation	kg	Motor Size
Output Speed	Ratio	Output Torque	Service Factor	Overhung Load	Column Entry 1 - 20 Blanks to be filled when entering order	Weight of base mount unit	
31	46.79	4453	2.02	55000	M133245_M_35A-	416	160L
28	52.97	5041	1.81	55000	M133250_M_35A-	416	160L
24	59.76	5688	1.62	55000	M133256_M_35A-	416	160L
22	66.40	6319	1.48	55000	M133263_M_35A-	416	160L
20	72.60	6910	1.37	55000	M133271_M_35A-	416	160L
18	80.68	7679	1.25	55000	M133280_M_35A-	416	160L
15	95.34	9074	1.07	55000	M1332100_M_35A-	416	160L
13	115.08	10953	0.89	55000	M1332112_M_35A-	416	160L
40	36.72	3531	3.68	68000	M142236_M_35A-	470	160L
34	42.95	4130	2.81	68000	M142245_M_35A-	470	160L
29	50.36	4842	1.66	68000	M142250_M_35A-	470	160L
26	56.49	5432	1.53	68000	M142256_M_35A-	470	160L
30	48.24	4591	2.53	68000	M143245_M_35A-	510	160L
27	54.61	5197	2.33	68000	M143250_M_35A-	510	160L
24	61.61	5864	2.22	68000	M143256_M_35A-	510	160L
21	68.46	6518	1.95	68000	M143263_M_35A-	510	160L
20	74.85	7124	1.82	68000	M143271_M_35A-	510	160L
18	82.12	7916	1.64	68000	M143280_M_35A-	510	160L
15	98.30	9356	1.39	68000	M1432100_M_35A-	510	160L
12	118.61	11289	1.15	68000	M1432112_M_35A-	510	160L
11	136.66	13006	1.00	68000	M1432125_M_35A-	510	160L
8.2	158.59	15093	0.86	68000	M1432160_M_35A-	510	160L
25	59.38	5651	3.66	98000	M163256_M_35A-	755	160L
23	63.82	6074	3.41	98000	M163263_M_35A-	755	160L
20	74.49	7089	2.92	98000	M163271_M_35A-	755	160L
18	82.15	7817	2.65	98000	M163280_M_35A-	755	160L
15	98.51	9375	2.21	98000	M1632100_M_35A-	755	160L
12	118.21	11250	1.84	98000	M1632112_M_35A-	755	160L
11	128.08	12190	1.70	98000	M1632125_M_35A-	755	160L
10	149.79	14256	1.45	98000	M1632160_M_35A-	755	160L
8.3	175.64	16716	1.14	98000	M1632180_M_35A-	755	160L
6.4	228.84	21330	0.97	98000	M1642225_M_35A-	920	160L
5.5	264.58	24662	0.84	98000	M1642250_M_35A-	920	160L

15.0 kW
6 POLE

264	3.68	533	3.02	14117	M09223.6_M_15C-	324	180L
191	5.07	734	2.49	13158	M09225.0_M_15C-	324	180L
170	5.69	823	2.32	13054	M09225.6_M_15C-	324	180L
152	6.38	923	2.16	12840	M09226.3_M_15C-	324	180L
118	8.22	1190	1.82	12500	M09228.0_M_15C-	324	180L
106	9.19	1330	1.70	12297	M09229.0_M_15C-	324	180L
85	11.47	1660	1.47	11998	M092211_M_15C-	324	180L
76	12.74	1844	1.37	11799	M092212_M_15C-	324	180L
67	14.53	2103	1.25	11684	M092214_M_15C-	324	180L
59	16.34	2365	1.17	11702	M092216_M_15C-	324	180L
52	18.50	2677	1.06	12485	M092218_M_15C-	324	180L
47	20.59	2980	0.99	12886	M092220_M_15C-	324	180L
42	22.87	3310	0.92	13280	M092222_M_15C-	324	180L
274	3.54	512	3.45	26934	M10223.6_M_15C-	353	180L
196	4.94	715	3.45	24756	M10225.0_M_15C-	353	180L
181	5.37	777	3.46	23042	M10225.6_M_15C-	353	180L
159	6.10	883	3.45	20286	M10226.3_M_15C-	353	180L
122	7.95	1151	3.27	15264	M10228.0_M_15C-	353	180L
113	8.58	1242	3.12	14958	M10229.0_M_15C-	353	180L
88	11.02	1595	2.45	14023	M102211_M_15C-	353	180L
78	12.51	1811	2.63	13562	M102212_M_15C-	353	180L
69	14.16	2049	2.24	13004	M102214_M_15C-	353	180L
61	15.98	2313	1.99	23462	M102216_M_15C-	353	180L
55	17.75	2569	1.59	21155	M102218_M_15C-	353	180L
50	19.41	2809	1.59	19154	M102220_M_15C-	353	180L
45	21.57	3122	1.50	19033	M102222_M_15C-	353	180L
38	25.49	3689	1.27	22389	M102228_M_15C-	353	180L
32	30.76	4452	1.12	23296	M102232_M_15C-	353	180L
27	35.44	5129	0.97	26426	M102236_M_15C-	353	180L
24	41.12	5951	0.84	29431	M102245_M_15C-	353	180L
66	14.63	2117	3.88	51428	M132234_M_15C-	434	180L
60	16.12	2333	3.61	50557	M132236_M_15C-	434	180L
54	18.02	2608	3.22	48934	M132238_M_15C-	434	180L
47	20.86	3019	2.87	48728	M132220_M_15C-	434	180L
41	23.51	3403	2.57	47930	M132222_M_15C-	434	180L
36	27.08	3919	2.27	46945	M132228_M_15C-	434	180L
29	33.25	4812	1.89	45467	M132232_M_15C-	434	180L
26	37.03	5359	1.71	44779	M132236_M_15C-	434	180L
22	43.25	6259	1.23	46460	M132245_M_15C-	434	180L
19	50.70	7338	0.81	53706	M132250_M_15C-	434	180L
18	53.94	7807	0.81	53709	M132256_M_15C-	434	180L

NOTE
Other output speeds are available using 2 and 8 pole motors - Consult Application Engineering

SELECTION TABLES

15.0 kW
6 POLE

NZ RPM	i	M2 Nm	Fm	N	Unit Designation	kg	
Output Speed	Ratio	Output Torque	Service Factor	Overhung Load	Column Entry 1 - 20 Blanks to be filled when entering order	Weight of base mount unit	Motor Size
21	46.79	6703	1.41	55000	M133245_M_15-C	473	180L
18	52.97	7588	1.26	55000	M133250_M_15-C	473	180L
16	59.76	8561	1.13	55000	M133256_M_15-C	473	180L
15	66.40	9512	1.02	55000	M133263_M_15-C	473	180L
13	72.60	10480	0.93	55000	M133271_M_15-C	473	180L
12	80.68	11557	0.84	55000	M133280_M_15-C	473	180L
41	23.55	3408	3.81	68000	M142222_M_15-C	528	180L
34	28.24	4087	3.18	68000	M142228_M_15-C	528	180L
31	33.89	4905	2.65	68000	M142232_M_15-C	528	180L
26	36.72	5314	2.45	68000	M142236_M_15-C	528	180L
23	42.95	6216	1.20	68000	M142245_M_15-C	528	180L
19	50.36	7288	1.10	68000	M142250_M_15-C	528	180L
17	56.49	8176	1.02	68000	M142256_M_15-C	528	180L
20	48.24	6910	1.82	68000	M143245_M_15-C	567	180L
18	54.61	7823	1.64	68000	M143250_M_15-C	567	180L
16	61.61	8826	1.47	68000	M143256_M_15-C	567	180L
14	68.46	9807	1.33	68000	M143263_M_15-C	567	180L
13	74.85	10722	1.21	68000	M143271_M_15-C	567	180L
12	83.17	11914	1.09	68000	M143280_M_15-C	567	180L
10	98.30	14081	0.92	68000	M1432100_M_15-C	567	180L
26	37.54	5433	3.06	75000	M162236_M_15-C	815	180L
22	45.05	6520	1.70	75000	M162245_M_15-C	815	180L
24	41.16	5896	3.51	98000	M163240_M_15-C	813	180L
21	45.64	6537	3.17	98000	M163245_M_15-C	813	180L
19	51.82	7423	2.79	98000	M163250_M_15-C	813	180L
16	59.38	8506	2.43	98000	M163256_M_15-C	813	180L
15	63.82	9142	2.26	98000	M163263_M_15-C	813	180L
13	74.49	10671	1.94	98000	M163271_M_15-C	813	180L
12	82.13	11765	1.76	98000	M163280_M_15-C	813	180L
10	98.51	14112	1.47	98000	M1632100_M_15-C	813	180L
8	118.21	16934	1.22	98000	M1632112_M_15-C	813	180L
7.6	128.08	18347	1.03	98000	M1632125_M_15-C	813	180L
6.5	149.79	21457	0.96	98000	M1632150_M_15-C	813	180L
399	3.68	433	3.28	15041	M09223.6_M_18-A	314	180M
190	5.07	597	1.70	13495	M09225.0_M_18-A	314	180M
178	5.68	670	1.51	13166	M09225.6_M_18-A	314	180M
230	6.38	751	2.34	12848	M09226.3_M_18-A	314	180M
179	8.22	968	1.98	12292	M09228.0_M_18-A	314	180M
160	9.19	1082	1.85	12196	M09229.0_M_18-A	314	180M
151	11.47	1351	1.59	11893	M092211_M_18-A	314	180M
115	12.74	1501	1.49	11803	M092212_M_18-A	314	180M
101	14.53	1711	1.36	11690	M092214_M_18-A	314	180M
90	16.34	1925	1.27	11193	M092216_M_18-A	314	180M
79	18.50	2179	1.16	11279	M092218_M_18-A	314	180M
71	20.59	2425	1.07	11185	M092220_M_18-A	314	180M
64	22.87	2694	1.00	11298	M092222_M_18-A	314	180M
53	27.98	3296	0.87	12016	M092228_M_18-A	314	180M
185	7.95	936	3.56	16442	M10228.0_M_18-A	343	180M
171	8.58	1011	3.38	15323	M10229.0_M_18-A	343	180M
133	11.02	1298	2.87	14488	M102211_M_18-A	343	180M
118	12.51	1473	2.64	14131	M102212_M_18-A	343	180M
104	14.16	1668	2.43	13671	M102214_M_18-A	343	180M
92	15.98	1882	1.95	12834	M102216_M_18-A	343	180M
83	17.75	2091	1.96	15719	M102218_M_18-A	343	180M
76	19.41	2286	1.95	12808	M102220_M_18-A	343	180M
68	21.57	2541	1.83	12184	M102222_M_18-A	343	180M
58	25.49	3052	1.57	13762	M102228_M_18-A	343	180M
48	30.76	3623	1.38	14194	M102232_M_18-A	343	180M
41	35.44	4174	1.20	17137	M102236_M_18-A	343	180M
36	41.12	4843	1.03	20171	M102245_M_18-A	343	180M
44	33.25	3916	2.22	55000	M132232_M_18-A	424	180M
40	37.03	4362	2.02	55000	M132236_M_18-A	424	180M
34	43.25	5094	1.52	55000	M132245_M_18-A	424	180M
29	50.70	5972	0.90	55000	M132250_M_18-A	424	180M
27	53.94	6353	0.99	55000	M132256_M_18-A	424	180M
31	46.79	5455	1.65	55000	M133245_M_18-A	463	180M
28	52.97	6175	1.48	55000	M133250_M_18-A	463	180M
26	59.76	6967	1.32	55000	M133256_M_18-A	463	180M
22	66.40	7741	1.21	55000	M133263_M_18-A	463	180M
20	72.60	8464	1.12	55000	M133271_M_18-A	463	180M
18	80.68	9406	1.02	55000	M133280_M_18-A	463	180M
15	95.34	11115	0.87	55000	M1332100_M_18-A	463	180M
52	28.24	3326	3.91	68000	M142228_M_18-A	518	180M
43	33.89	3992	3.26	68000	M142232_M_18-A	518	180M
40	36.72	4325	3.01	68000	M142236_M_18-A	518	180M
39	42.95	5059	2.42	68000	M142245_M_18-A	518	180M
29	50.36	5932	1.35	68000	M142250_M_18-A	518	180M
26	56.49	6654	1.25	68000	M142256_M_18-A	518	180M
30	48.24	5624	2.06	68000	M143245_M_18-A	557	180M
27	54.61	6366	1.90	68000	M143250_M_18-A	557	180M
24	61.61	7183	1.81	68000	M143256_M_18-A	557	180M
21	68.46	7981	1.59	68000	M143263_M_18-A	557	180M
20	74.85	8726	1.49	68000	M143271_M_18-A	557	180M
18	83.17	9696	1.34	68000	M143280_M_18-A	557	180M

NOTE
Other output speeds are available using 2 and 8 pole motors - Consult Application Engineering

SELECTION TABLES

22.0 kW
4 POLE

NZ RPM	i	M2 Nm	Fm	N	Unit Designation	kg	
Output Speed	Ratio	Output Torque	Service Factor	Overhung Load	Column Entry 1 - 20 Blanks to be filled when entering order	Weight of base mount unit	Motor Size
399	3.68	515	2.75	14757	M09223.6_M_22-A	324	180L
290	5.07	710	2.27	13240	M09225.0_M_22-A	324	180L
358	5.69	797	2.11	12917	M09225.6_M_22-A	324	180L
230	6.38	894	1.97	12606	M09226.3_M_22-A	324	180L
179	8.22	1151	1.67	12060	M09228.0_M_22-A	324	180L
160	9.19	1287	1.55	11966	M09229.0_M_22-A	324	180L
128	11.47	1607	1.34	11668	M092211_M_22-A	324	180L
115	12.74	1784	1.25	11580	M092212_M_22-A	324	180L
101	14.53	2035	1.14	11469	M092214_M_22-A	324	180L
90	16.34	2289	1.07	10982	M092216_M_22-A	324	180L
79	18.50	2591	0.97	11066	M092218_M_22-A	324	180L
71	20.59	2884	0.90	10974	M092220_M_22-A	324	180L
64	22.87	3203	0.84	11085	M092222_M_22-A	324	180L
415	3.54	496	3.55	23795	M10223.6_M_22-A	353	180L
298	4.94	692	3.57	25290	M10225.0_M_22-A	353	180L
374	5.37	752	3.58	23930	M10225.6_M_22-A	353	180L
241	6.10	854	3.53	21831	M10226.3_M_22-A	353	180L
185	7.95	1114	2.99	16131	M10228.0_M_22-A	353	180L
171	8.58	1202	2.85	15034	M10229.0_M_22-A	353	180L
133	11.02	1544	2.42	14215	M102211_M_22-A	353	180L
118	12.51	1752	2.22	13864	M102212_M_22-A	353	180L
104	14.16	1983	2.04	13413	M102214_M_22-A	353	180L
92	15.98	2238	1.64	18478	M102216_M_22-A	353	180L
83	17.75	2486	1.65	15422	M102218_M_22-A	353	180L
76	19.41	2719	1.64	12566	M102220_M_22-A	353	180L
68	21.57	3021	1.54	11954	M102222_M_22-A	353	180L
58	25.49	3570	1.32	13502	M102228_M_22-A	353	180L
48	30.76	4308	1.16	13976	M102232_M_22-A	353	180L
41	35.44	4964	1.01	16813	M102236_M_22-A	353	180L
36	41.12	5760	0.87	19790	M102245_M_22-A	353	180L
70	20.86	2922	2.84	42849	M132220_M_22-A	434	180L
63	23.51	3293	2.55	44451	M132222_M_22-A	434	180L
54	27.08	3793	2.24	47872	M132228_M_22-A	434	180L
44	33.25	4657	1.87	54308	M132232_M_22-A	434	180L
40	37.03	5187	1.70	55000	M132236_M_22-A	434	180L
34	43.25	6058	1.27	55000	M132245_M_22-A	434	180L
29	50.70	7101	0.83	55000	M132250_M_22-A	434	180L
27	53.94	7555	0.83	55000	M132256_M_22-A	434	180L
31	46.79	6487	1.39	55000	M133245_M_22-A	473	180L
28	52.97	7343	1.24	55000	M133250_M_22-A	473	180L
25	59.76	8285	1.11	55000	M133256_M_22-A	473	180L
22	66.40	9206	1.02	55000	M133263_M_22-A	473	180L
20	72.60	10065	0.94	55000	M133271_M_22-A	473	180L
18	80.68	11185	0.86	55000	M133280_M_22-A	473	180L
62	23.55	3299	3.94	68000	M142222_M_22-A	528	180L
52	28.24	3955	3.29	68000	M142228_M_22-A	528	180L
43	33.89	4747	2.74	68000	M142232_M_22-A	528	180L
40	36.72	5143	2.53	68000	M142236_M_22-A	528	180L
34	42.95	6016	1.25	68000	M142245_M_22-A	528	180L
29	50.36	7054	1.14	68000	M142250_M_22-A	528	180L
26	56.49	7912	1.05	68000	M142256_M_22-A	528	180L
30	48.24	6688	1.73	68000	M143245_M_22-A	567	180L
27	54.61	7571	1.60	68000	M143250_M_22-A	567	180L
24	61.63	8541	1.52	68000	M143256_M_22-A	567	180L
21	68.46	9491	1.34	68000	M143263_M_22-A	567	180L
20	74.85	10377	1.25	68000	M143271_M_22-A	567	180L
18	83.17	11530	1.13	68000	M143280_M_22-A	567	180L
15	98.30	13628	0.95	68000	M1432100_M_22-A	567	180L
39	37.54	5158	3.16	75000	M162236_M_22-A	815	180L
33	45.05	6310	1.76	75000	M162245_M_22-A	815	180L
36	41.16	5706	3.63	98000	M163240_M_22-A	813	180L
32	45.64	6327	3.27	98000	M163245_M_22-A	813	180L
28	51.82	7184	2.88	98000	M163250_M_22-A	813	180L
25	59.38	8132	2.51	98000	M163256_M_22-A	813	180L
23	63.82	8848	2.34	98000	M163263_M_22-A	813	180L
20	74.49	10327	2.00	98000	M163271_M_22-A	813	180L
18	82.13	11386	1.82	98000	M163280_M_22-A	813	180L
15	98.51	13657	1.52	98000	M1632100_M_22-A	813	180L
12	118.21	16388	1.26	98000	M1632112_M_22-A	813	180L
11	128.08	17757	1.17	98000	M1632125_M_22-A	813	180L

NOTE

Other output speeds are available using 2 and 8 pole motors - Consult Application Engineering

SELECTION TABLES

22.0 kW

6 POLE

N2 RPM	i	M2 Nm	Fm	N	Unit Designation	kg	Motor Size
266	3.68	773	3.69	14313	M09223.6_M_22.C	375	200L
193	5.07	1065	2.77	14430	M09225.0_M_22.C	375	200L
172	5.69	1195	2.55	14854	M09225.6_M_22.C	375	200L
154	6.38	1340	2.32	16345	M09226.3_M_22.C	375	200L
119	8.22	1727	1.80	18136	M09228.0_M_22.C	375	200L
107	9.19	1931	1.61	19707	M09229.0_M_22.C	375	200L
85	11.47	2410	1.29	17381	M092211_M_22.C	375	200L
77	12.74	2677	1.07	20500	M092212_M_22.C	375	200L
67	14.53	3053	0.87	20183	M092214_M_22.C	375	200L
277	3.54	744	2.38	25852	M10223.6_M_22.C	404	200L
198	4.94	1038	2.38	23761	M10225.0_M_22.C	404	200L
182	5.37	1128	2.38	22116	M10225.6_M_22.C	404	200L
161	6.10	1282	2.38	19471	M10226.3_M_22.C	404	200L
123	7.95	1670	2.25	14651	M10228.0_M_22.C	404	200L
114	8.58	1803	2.15	14357	M10229.0_M_22.C	404	200L
89	11.02	2315	1.62	13460	M102211_M_22.C	404	200L
78	12.51	2628	1.67	13017	M102212_M_22.C	404	200L
69	14.16	2975	1.54	12481	M102214_M_22.C	404	200L
61	15.98	3357	1.09	22519	M102216_M_22.C	404	200L
55	17.75	3729	1.10	20305	M102218_M_22.C	404	200L
50	19.41	4078	1.10	18385	M102220_M_22.C	404	200L
45	21.57	4532	1.03	18269	M102222_M_22.C	404	200L
38	25.49	5355	0.88	21489	M102228_M_22.C	404	200L
259	3.79	796	2.96	55000	M13223.6_M_22.C	486	200L
186	5.26	1105	2.96	55000	M13225.0_M_22.C	486	200L
170	5.77	1212	2.96	55000	M13225.6_M_22.C	486	200L
154	6.35	1334	2.96	55000	M13226.3_M_22.C	486	200L
121	8.11	1704	2.96	55000	M13228.0_M_22.C	486	200L
109	8.95	1889	2.96	55000	M13229.0_M_22.C	486	200L
83	11.81	2481	2.96	51949	M132211_M_22.C	486	200L
76	12.92	2714	2.96	50589	M132212_M_22.C	486	200L
67	14.63	3074	2.67	49362	M132214_M_22.C	486	200L
61	16.12	3387	2.49	48526	M132216_M_22.C	486	200L
54	18.02	3786	2.22	47928	M132218_M_22.C	486	200L
47	20.86	4383	1.97	46770	M132220_M_22.C	486	200L
42	23.51	4939	1.77	46004	M132222_M_22.C	486	200L
36	27.08	5690	1.56	45059	M132228_M_22.C	486	200L
29	33.25	6986	1.30	43641	M132232_M_22.C	486	200L
26	37.03	7780	1.18	42980	M132236_M_22.C	486	200L
23	43.25	9087	0.85	44593	M132245_M_22.C	486	200L
21	46.79	9831	0.96	54742	M133245_M_22.C	524	200L
19	52.97	11129	0.86	54082	M133250_M_22.C	524	200L
58	17.02	3576	3.64	68000	M142216_M_22.C	581	200L
54	18.30	3845	3.38	68000	M142218_M_22.C	581	200L
46	21.36	4488	2.90	68000	M142220_M_22.C	581	200L
42	23.55	4948	2.63	68000	M142222_M_22.C	581	200L
35	28.24	5933	2.19	68000	M142228_M_22.C	581	200L
29	33.89	7120	1.83	68000	M142232_M_22.C	581	200L
27	36.72	7715	1.69	68000	M142236_M_22.C	581	200L
23	42.95	9024	0.83	68000	M142245_M_22.C	581	200L
20	48.24	10032	1.26	68000	M143245_M_22.C	618	200L
18	54.61	11356	1.13	68000	M143250_M_22.C	618	200L
16	61.61	12812	1.01	68000	M143256_M_22.C	618	200L
14	68.46	14237	0.91	68000	M143263_M_22.C	618	200L
36	27.26	5727	3.60	98000	M162228_M_22.C	862	200L
31	31.41	6599	2.97	98000	M162232_M_22.C	862	200L
26	37.54	7887	2.10	98000	M162236_M_22.C	862	200L
22	45.05	9465	1.17	98000	M162245_M_22.C	862	200L
24	41.16	8559	2.42	98000	M163240_M_22.C	866	200L
21	45.64	9490	2.18	98000	M163245_M_22.C	866	200L
19	51.82	10776	1.92	98000	M163250_M_22.C	866	200L
17	59.38	12348	1.68	98000	M163256_M_22.C	866	200L
15	63.82	13272	1.56	98000	M163263_M_22.C	866	200L
13	74.49	15491	1.34	98000	M163271_M_22.C	866	200L
12	82.13	17079	1.21	98000	M163280_M_22.C	866	200L
10	98.51	20486	1.01	98000	M1632100_M_22.C	866	200L

NOTE

Other output speeds are available using 2 and 8 pole motors - Consult Application Engineering

SELECTION TABLES

30.0 kW
4 POLE

NZ RPM	i	M2 Nm	Fm	N	Unit Designation	kg	Motor Size
Output Speed	Ratio	Output Torque	Service Factor	Overhung Load	Column Entry 1 - 20 Blanks to be filled when entering order	Weight of base mount unit	
399	3.68	703	2.02	14262	M09223.6_M_30A-	375	200L
290	5.07	968	1.66	12796	M09225.0_M_30A-	375	200L
258	5.69	1087	1.55	12484	M09225.6_M_30A-	375	200L
230	6.38	1219	1.44	12183	M09226.3_M_30A-	375	200L
179	8.22	1570	1.22	11655	M09228.0_M_30A-	375	200L
160	9.19	1755	1.14	11565	M09229.0_M_30A-	375	200L
138	11.47	2191	0.98	11277	M092211_M_30A-	375	200L
115	12.74	2433	0.92	11182	M092212_M_30A-	375	200L
101	14.53	2775	0.84	11085	M092214_M_30A-	375	200L
415	3.54	676	2.60	22997	M10223.6_M_30A-	404	200L
298	4.94	944	2.62	24345	M10225.0_M_30A-	404	200L
274	5.37	1026	2.62	23127	M10225.6_M_30A-	404	200L
241	6.10	1165	2.59	21099	M10226.3_M_30A-	404	200L
185	7.95	1518	2.19	15590	M10228.0_M_30A-	404	200L
171	8.58	1639	2.09	14529	M10229.0_M_30A-	404	200L
133	11.02	2105	1.77	13738	M102211_M_30A-	404	200L
118	12.51	2389	1.63	13399	M102212_M_30A-	404	200L
104	14.16	2705	1.50	12963	M102214_M_30A-	404	200L
92	15.98	3052	1.20	11788	M102216_M_30A-	404	200L
83	17.75	3390	1.21	14904	M102218_M_30A-	404	200L
76	19.41	3707	1.20	12144	M102220_M_30A-	404	200L
68	21.57	4120	1.13	11553	M102222_M_30A-	404	200L
58	25.49	4869	0.97	13049	M102228_M_30A-	404	200L
48	30.76	5875	0.85	13459	M102232_M_30A-	404	200L
388	3.79	724	3.26	55000	M13223.6_M_30A-	486	200L
279	5.26	1005	3.25	55000	M13225.0_M_30A-	486	200L
255	5.77	1102	3.26	55000	M13225.6_M_30A-	486	200L
231	6.35	1213	3.26	55000	M13226.3_M_30A-	486	200L
181	8.11	1549	3.26	55000	M13228.0_M_30A-	486	200L
164	8.99	1717	3.26	55000	M13229.0_M_30A-	486	200L
124	11.81	2256	3.25	55000	M132211_M_30A-	486	200L
114	12.92	2468	3.21	55000	M132212_M_30A-	486	200L
100	14.63	2794	2.87	51537	M132214_M_30A-	486	200L
91	16.12	3079	2.63	48377	M132216_M_30A-	486	200L
82	18.02	3402	2.38	43006	M132218_M_30A-	486	200L
70	20.86	3984	2.08	41412	M132220_M_30A-	486	200L
63	23.51	4490	1.87	42960	M132222_M_30A-	486	200L
54	27.08	5172	1.65	46266	M132228_M_30A-	486	200L
44	33.25	6351	1.37	52486	M132232_M_30A-	486	200L
40	37.03	7073	1.24	55000	M132236_M_30A-	486	200L
34	43.25	8261	0.93	55000	M132245_M_30A-	486	200L
31	46.79	8846	1.02	55000	M133245_M_30A-	524	200L
28	52.97	10014	0.91	55000	M133250_M_30A-	524	200L
86	17.02	3251	3.91	68000	M142216_M_30A-	581	200L
80	18.30	3495	3.66	68000	M142218_M_30A-	581	200L
69	21.36	4080	3.19	68000	M142220_M_30A-	581	200L
62	23.55	4498	2.89	68000	M142222_M_30A-	581	200L
52	28.24	5394	2.41	68000	M142228_M_30A-	581	200L
43	33.89	6473	2.01	68000	M142232_M_30A-	581	200L
40	36.72	7014	1.85	68000	M142236_M_30A-	581	200L
34	42.95	8203	0.91	68000	M142245_M_30A-	581	200L
29	50.38	9619	0.83	68000	M142250_M_30A-	581	200L
40	48.24	9120	1.27	68000	M143245_M_30A-	618	200L
27	54.61	10324	1.17	68000	M143250_M_30A-	618	200L
24	61.61	11647	1.12	68000	M143256_M_30A-	618	200L
21	68.46	12942	0.98	68000	M143263_M_30A-	618	200L
20	74.85	14150	0.92	68000	M143271_M_30A-	618	200L
54	27.26	5207	3.96	98000	M162228_M_30A-	862	200L
47	31.41	5999	3.27	98000	M162232_M_30A-	862	200L
39	37.54	7170	2.32	98000	M162236_M_30A-	862	200L
33	45.05	8605	1.29	98000	M162245_M_30A-	862	200L
36	41.16	7781	2.66	98000	M163240_M_30A-	866	200L
32	45.64	8628	2.40	98000	M163245_M_30A-	866	200L
28	51.82	9797	2.11	98000	M163250_M_30A-	866	200L
25	59.38	11226	1.84	98000	M163256_M_30A-	866	200L
23	63.82	12065	1.72	98000	M163263_M_30A-	866	200L
20	74.49	14082	1.47	98000	M163271_M_30A-	866	200L
18	82.13	15527	1.33	98000	M163280_M_30A-	866	200L
15	98.51	18623	1.11	98000	M1632100_M_30A-	866	200L
12	118.21	22348	0.93	98000	M1632112_M_30A-	866	200L

NOTE

Other output speeds are available using 2 and 8 pole motors - Consult Application Engineering

SELECTION TABLES

30.0 kW
6 POLE

N2 RPM	i	M2 Nm	Fm	N	Unit Designation	kg	Motor Size
268	3.68	1049	1.33	13103	M09223.6_M_30.C-	469	225M
194	5.07	1445	1.27	12213	M09225.0_M_30.C-	469	225M
173	5.69	1622	1.18	12116	M09225.6_M_30.C-	469	225M
154	6.38	1819	1.09	11917	M09226.3_M_30.C-	469	225M
120	8.22	2343	0.93	11602	M09228.0_M_30.C-	469	225M
107	9.19	2620	0.86	11413	M09229.0_M_30.C-	469	225M
278	3.54	1009	1.75	24999	M10223.6_M_30.C-	498	225M
199	4.94	1408	1.75	22977	M10225.0_M_30.C-	498	225M
183	5.37	1531	1.76	21386	M10225.6_M_30.C-	498	225M
161	6.10	1739	1.75	18829	M10226.3_M_30.C-	498	225M
124	7.95	2266	1.66	14168	M10228.0_M_30.C-	498	225M
115	8.58	2446	1.58	13883	M10229.0_M_30.C-	498	225M
89	11.02	3141	1.34	13016	M102211_M_30.C-	498	225M
79	12.51	3566	1.23	12588	M102232_M_30.C-	498	225M
70	14.16	4036	1.14	12069	M102234_M_30.C-	498	225M
260	3.79	1080	2.18	55000	M13223.6_M_30.C-	580	225M
187	5.26	1499	2.18	55000	M13225.0_M_30.C-	580	225M
171	5.77	1645	2.18	55000	M13225.6_M_30.C-	580	225M
155	6.35	1810	2.18	55000	M13226.3_M_30.C-	580	225M
121	8.11	2312	2.18	55000	M13228.0_M_30.C-	580	225M
110	8.99	2563	2.18	55000	M13229.0_M_30.C-	580	225M
83	11.81	3366	2.18	50235	M132211_M_30.C-	580	225M
76	12.92	3683	2.18	48920	M132212_M_30.C-	580	225M
67	14.63	4170	1.97	47733	M132234_M_30.C-	580	225M
61	16.12	4595	1.83	46924	M132216_M_30.C-	580	225M
55	18.02	5137	1.64	46347	M132218_M_30.C-	580	225M
47	20.86	5946	1.45	45227	M132220_M_30.C-	580	225M
42	23.51	6701	1.31	44486	M132222_M_30.C-	580	225M
36	27.08	7719	1.15	43572	M132228_M_30.C-	580	225M
30	33.25	9478	0.96	42201	M132232_M_30.C-	580	225M
83	11.80	3364	3.81	63710	M142211_M_30.C-	676	225M
75	13.08	3728	3.46	63963	M142212_M_30.C-	676	225M
66	14.86	4236	3.07	68000	M142214_M_30.C-	676	225M
58	17.02	4851	2.68	68000	M142216_M_30.C-	676	225M
54	18.30	5214	2.49	68000	M142218_M_30.C-	676	225M
46	21.36	6089	2.14	68000	M142220_M_30.C-	676	225M
42	23.55	6713	1.94	68000	M142222_M_30.C-	676	225M
35	28.24	8050	1.61	68000	M142228_M_30.C-	676	225M
29	33.89	9660	1.35	68000	M142232_M_30.C-	676	225M
27	36.72	10467	1.24	68000	M142236_M_30.C-	676	225M
20	48.24	13610	0.93	67426	M143245_M_30.C-	712	225M
18	54.61	15407	0.83	66627	M143250_M_30.C-	712	225M
48	20.39	5812	3.54	98000	M162220_M_30.C-	952	225M
42	23.51	6701	3.07	98000	M162222_M_30.C-	952	225M
36	27.26	7770	2.65	98000	M162228_M_30.C-	952	225M
31	31.41	8953	2.19	98000	M162232_M_30.C-	952	225M
26	37.54	10701	1.55	98000	M162236_M_30.C-	952	225M
22	45.05	12841	0.86	98000	M162245_M_30.C-	952	225M
24	41.16	11613	1.78	98000	M163240_M_30.C-	961	225M
22	45.64	12876	1.61	98000	M163245_M_30.C-	961	225M
19	51.82	14620	1.42	98000	M163250_M_30.C-	961	225M
17	59.38	16753	1.24	98000	M163256_M_30.C-	961	225M
15	63.82	18006	1.15	98000	M163263_M_30.C-	961	225M
13	74.49	21016	0.98	98000	M163271_M_30.C-	961	225M
12	82.13	23172	0.89	98000	M163280_M_30.C-	961	225M

NOTE

Other output speeds are available using 2 and 8 pole motors - Consult Application Engineering

SELECTION TABLES

37.0 kW

4 POLE

NZ RPM	i	M2 Nm	Fm	N	Unit Designation	kg	
Output Speed	Ratio	Output Torque	Service Factor	Overhung Load	Column Entry 1 - 20 Blanks to be filled when entering order	Weight of base mount unit	Motor Size
399	3.68	867	1.64	13936	M09223.6_M_37A-	436	2255
290	5.07	1194	1.35	12504	M09225.0_M_37A-	436	2255
258	5.69	1340	1.25	12199	M09225.6_M_37A-	436	2255
230	6.38	1503	1.17	11905	M09226.3_M_37A-	436	2255
179	8.22	1936	0.99	11389	M09228.0_M_37A-	436	2255
160	9.19	2165	0.92	11301	M09229.0_M_37A-	436	2255
415	3.54	834	2.11	22473	M10223.6_M_37A-	465	2255
298	4.94	1164	2.12	23790	M10225.0_M_37A-	465	2255
274	5.37	1265	2.13	22600	M10225.6_M_37A-	465	2255
241	6.10	1437	2.10	20617	M10226.3_M_37A-	465	2255
185	7.95	1873	1.78	15235	M10228.0_M_37A-	465	2255
171	8.58	2021	1.69	14198	M10229.0_M_37A-	465	2255
133	11.02	2596	1.44	13425	M102211_M_37A-	465	2255
118	12.51	2947	1.32	13094	M102212_M_37A-	465	2255
104	14.16	3336	1.21	12668	M102214_M_37A-	465	2255
92	15.98	3764	0.97	17431	M102216_M_37A-	465	2255
83	17.75	4181	0.98	14565	M102218_M_37A-	465	2255
76	19.41	4572	0.98	11867	M102220_M_37A-	465	2255
68	21.57	5081	0.92	11289	M102222_M_37A-	465	2255
388	3.79	893	2.64	55000	M13223.6_M_37A-	547	2255
279	5.26	1239	2.64	55000	M13225.0_M_37A-	547	2255
255	5.77	1359	2.64	55000	M13225.6_M_37A-	547	2255
231	6.35	1496	2.64	55000	M13226.3_M_37A-	547	2255
181	8.11	1910	2.64	55000	M13228.0_M_37A-	547	2255
164	8.99	2118	2.64	55000	M13229.0_M_37A-	547	2255
124	11.81	2782	2.64	55000	M132211_M_37A-	547	2255
114	12.92	3044	2.60	55000	M132212_M_37A-	547	2255
100	14.63	3446	2.32	50362	M132214_M_37A-	547	2255
91	16.74	3797	2.13	46724	M132216_M_37A-	547	2255
82	18.02	4245	1.93	42026	M132218_M_37A-	547	2255
70	20.86	4914	1.69	40467	M132220_M_37A-	547	2255
63	23.51	5538	1.52	41980	M132222_M_37A-	547	2255
54	27.08	6379	1.33	45211	M132228_M_37A-	547	2255
44	33.25	7833	1.11	51289	M132232_M_37A-	547	2255
40	37.03	8723	1.01	54553	M132236_M_37A-	547	2255
99	14.86	3501	3.57	68000	M142214_M_37A-	643	2255
86	17.02	4009	3.17	68000	M142216_M_37A-	643	2255
80	18.30	4311	2.97	68000	M142218_M_37A-	643	2255
69	21.36	5032	2.58	68000	M142220_M_37A-	643	2255
62	23.55	5548	2.34	68000	M142222_M_37A-	643	2255
52	28.24	6652	1.95	68000	M142228_M_37A-	643	2255
43	33.89	7983	1.63	68000	M142232_M_37A-	643	2255
40	36.72	8650	1.50	68000	M142236_M_37A-	643	2255
30	48.24	11248	1.03	68000	M143245_M_37A-	679	2255
27	54.61	12733	0.95	68000	M143250_M_37A-	679	2255
24	61.61	14365	0.90	68000	M143256_M_37A-	679	2255
21	68.46	15962	0.80	68000	M143263_M_37A-	679	2255
63	23.51	5538	3.72	98000	M162222_M_37A-	919	2255
54	27.26	6422	3.21	98000	M162228_M_37A-	919	2255
47	31.41	7399	2.65	98000	M162232_M_37A-	919	2255
39	37.54	8843	1.88	98000	M162236_M_37A-	919	2255
33	45.05	10612	1.05	98000	M162245_M_37A-	919	2255
36	41.16	9597	2.16	98000	M163340_M_37A-	928	2255
32	45.64	10641	1.95	98000	M163245_M_37A-	928	2255
28	51.82	12083	1.71	98000	M163250_M_37A-	928	2255
25	58.38	13845	1.50	98000	M163256_M_37A-	928	2255
23	63.82	14880	1.39	98000	M163263_M_37A-	928	2255
20	74.49	17368	1.19	98000	M163271_M_37A-	928	2255
18	82.13	19150	1.08	98000	M163280_M_37A-	928	2255
15	98.51	22969	0.90	98000	M1632100_M_37A-	928	2255

NOTE

Other output speeds are available using 2 and 8 pole motors - Consult Application Engineering

SELECTION TABLES

37.0 kW

6 POLE

NZ RPM	i	M2 Nm	Fm	N	Unit Designation	kg	Motor Size
Output Speed	Ratio	Output Torque	Service Factor	Overhung Load	Column Entry 1 - 20 Blanks to be filled when entering order	Weight of base mount unit	
260	3.79	1332	1.77	55000	M13223.6_M_37C-	669	250M
287	5.26	1849	1.77	55000	M13225.0_M_37C-	669	250M
371	5.77	2028	1.77	55000	M13225.6_M_37C-	669	250M
355	6.35	2232	1.77	55000	M13226.3_M_37C-	669	250M
321	8.11	2851	1.77	55000	M13228.0_M_37C-	669	250M
310	8.99	3160	1.77	55000	M13229.0_M_37C-	669	250M
83	11.81	4152	1.77	49089	M132211_M_37C-	669	250M
76	12.92	4542	1.77	47804	M132212_M_37C-	669	250M
67	14.63	5143	1.60	46645	M132214_M_37C-	669	250M
61	16.12	5667	1.49	45854	M132216_M_37C-	669	250M
55	18.02	6335	1.33	45290	M132218_M_37C-	669	250M
47	20.86	7333	1.18	44195	M132220_M_37C-	669	250M
42	23.51	8265	1.06	43472	M132222_M_37C-	669	250M
36	27.08	9520	0.93	42578	M132228_M_37C-	669	250M
116	8.51	2992	3.84	60302	M14228.0_M_37C-	765	250M
104	9.45	3322	3.70	61439	M14229.0_M_37C-	765	250M
83	11.80	4148	3.09	62257	M142211_M_37C-	765	250M
75	13.08	4598	2.81	62505	M142212_M_37C-	765	250M
66	14.86	5224	2.49	68000	M142214_M_37C-	765	250M
58	17.02	5983	2.17	68000	M142216_M_37C-	765	250M
54	18.30	6433	2.02	68000	M142218_M_37C-	765	250M
46	21.36	7509	1.73	68000	M142220_M_37C-	765	250M
42	23.55	8279	1.57	68000	M142222_M_37C-	765	250M
35	28.24	9928	1.31	68000	M142228_M_37C-	765	250M
29	33.89	11914	1.09	68000	M142232_M_37C-	765	250M
27	36.72	12909	1.01	68000	M142236_M_37C-	765	250M
70	14.01	4925	3.63	98000	M162214_M_37C-	1024	250M
61	16.19	5692	3.55	98000	M162216_M_37C-	1024	250M
56	17.49	6149	3.35	98000	M162218_M_37C-	1024	250M
48	20.39	7168	2.87	98000	M162220_M_37C-	1024	250M
42	23.51	8265	2.49	98000	M162222_M_37C-	1024	250M
36	27.26	9583	2.15	98000	M162228_M_37C-	1024	250M
31	31.41	11042	1.77	98000	M162232_M_37C-	1024	250M
26	37.54	13197	1.26	98000	M162236_M_37C-	1024	250M
24	41.16	14322	1.45	98000	M163240_M_37C-	980	250M
22	45.64	15880	1.30	98000	M163245_M_37C-	980	250M
19	51.82	18032	1.15	98000	M163250_M_37C-	980	250M
17	59.38	20662	1.00	98000	M163256_M_37C-	980	250M
15	63.82	22207	0.93	98000	M163263_M_37C-	980	250M

NOTE

Other output speeds are available using 2 and 8 pole motors - Consult Application Engineering

SELECTION TABLES

45.0 kW

4 POLE

NZ RPM	i	M2 Nm	Fm	N	Unit Designation	kg	Motor Size
Output Speed	Ratio	Output Torque	Service Factor	Overhung Load	Column Entry 1 - 20 Blanks to be filled when entering order	Weight of base mount unit	
402	3.68	1047	1.36	13650	M09223.6_M_45.A	469	225M
292	5.07	1443	1.12	12247	M09225.0_M_45.A	469	225M
260	5.69	1619	1.04	11948	M09225.6_M_45.A	469	225M
232	6.38	1816	0.97	11660	M09226.3_M_45.A	469	225M
418	3.54	1007	1.75	22010	M10223.6_M_45.A	498	225M
300	4.94	1406	1.76	23301	M10225.0_M_45.A	498	225M
276	5.37	1528	1.76	22135	M10225.6_M_45.A	498	225M
243	6.10	1736	1.74	20193	M10226.3_M_45.A	498	225M
186	7.95	2262	1.47	14921	M10228.0_M_45.A	498	225M
172	8.58	2442	1.40	13906	M10229.0_M_45.A	498	225M
134	11.02	3136	1.19	13149	M102211_M_45.A	498	225M
118	12.51	3560	1.09	12824	M102212_M_45.A	498	225M
105	14.16	4029	1.01	12407	M102214_M_45.A	498	225M
93	15.98	4547	0.81	17092	M102216_M_45.A	498	225M
83	17.75	5051	0.81	14265	M102218_M_45.A	498	225M
76	19.41	5523	0.81	11623	M102220_M_45.A	498	225M
391	3.79	1078	2.19	55000	M13223.6_M_45.A	580	225M
281	5.26	1497	2.18	55000	M13225.0_M_45.A	580	225M
256	5.77	1642	2.19	55000	M13225.6_M_45.A	580	225M
233	6.35	1807	2.19	55000	M13226.3_M_45.A	580	225M
182	8.11	2308	2.19	55000	M13228.0_M_45.A	580	225M
165	8.99	2558	2.19	55000	M13229.0_M_45.A	580	225M
125	11.81	3361	2.18	55000	M132211_M_45.A	580	225M
115	12.92	3677	2.15	55000	M132212_M_45.A	580	225M
101	14.63	4163	1.92	49326	M132214_M_45.A	580	225M
92	16.12	4587	1.76	46301	M132216_M_45.A	580	225M
82	18.02	5128	1.60	41361	M132218_M_45.A	580	225M
71	20.86	5836	1.40	39635	M132220_M_45.A	580	225M
63	23.51	6690	1.26	41117	M132222_M_45.A	580	225M
55	27.08	7706	1.10	44281	M132228_M_45.A	580	225M
45	33.25	9462	0.92	50234	M132232_M_45.A	580	225M
125	11.80	3358	3.66	68000	M142211_M_45.A	676	225M
113	13.08	3722	3.33	68000	M142212_M_45.A	676	225M
100	14.86	4129	2.96	68000	M142214_M_45.A	676	225M
87	17.02	4843	2.62	68000	M142216_M_45.A	676	225M
81	18.30	5208	2.46	68000	M142218_M_45.A	676	225M
69	21.36	6078	2.14	68000	M142220_M_45.A	676	225M
63	23.55	6701	1.94	68000	M142222_M_45.A	676	225M
52	28.24	8036	1.62	68000	M142228_M_45.A	676	225M
44	33.89	9644	1.35	68000	M142232_M_45.A	676	225M
40	36.72	10449	1.24	68000	M142236_M_45.A	676	225M
73	20.39	5802	3.55	98000	M162220_M_45.A	952	225M
63	23.51	6690	3.08	98000	M162222_M_45.A	952	225M
54	27.26	7757	2.66	98000	M162228_M_45.A	952	225M
47	31.41	8938	2.19	98000	M162232_M_45.A	952	225M
39	37.54	10683	1.55	98000	M162236_M_45.A	952	225M
33	45.05	12820	0.87	98000	M162245_M_45.A	952	225M
36	41.16	11593	1.79	98000	M163240_M_45.A	961	225M
32	45.64	12854	1.61	98000	M163245_M_45.A	961	225M
29	51.82	14596	1.42	98000	M163250_M_45.A	961	225M
25	59.38	16725	1.24	98000	M163256_M_45.A	961	225M
23	63.82	17976	1.15	98000	M163263_M_45.A	961	225M
20	74.49	20981	0.99	98000	M163271_M_45.A	961	225M
18	82.13	23133	0.89	98000	M163280_M_45.A	961	225M

NOTE

Other output speeds are available using 2 and 8 pole motors - Consult Application Engineering

45.0 kW
6 POLE

NZ RPM	i	M2 Nm	Fm	N	Unit Designation	kg	Motor Size
Output Speed	Ratio	Output Torque	Service Factor	Overhung Load	Column Entry 1 - 20 Blanks to be filled when entering order	Weight of base mount unit	
260	3.79	1620	1.46	55000	M13223.6_M_45-C	785	2805
171	5.77	2467	1.46	55000	M13225.6_M_45-C	785	2805
155	6.35	2715	1.45	55000	M13226.3_M_45-C	785	2805
121	8.11	3468	1.46	55000	M13228.0_M_45-C	785	2805
110	8.99	3844	1.45	55000	M13229.0_M_45-C	785	2805
83	11.81	5050	1.46	48043	M132211_M_45-C	785	2805
76	12.92	5524	1.45	46788	M132212_M_45-C	785	2805
67	14.63	6255	1.31	45651	M132214_M_45-C	785	2805
61	16.12	6892	1.22	44877	M132216_M_45-C	785	2805
55	18.02	7705	1.09	44325	M132218_M_45-C	785	2805
47	20.86	8919	0.97	43254	M132220_M_45-C	785	2805
42	23.51	10052	0.87	42546	M132222_M_45-C	785	2805
263	3.75	1603	3.33	51482	M14223.6_M_45-C	881	2805
188	5.24	2240	3.33	52500	M14225.0_M_45-C	881	2805
167	5.90	2523	3.33	53756	M14225.6_M_45-C	881	2805
149	6.63	2835	3.33	55470	M14226.3_M_45-C	881	2805
116	8.51	3639	3.16	59017	M14228.0_M_45-C	881	2805
104	9.45	4041	3.04	60130	M14229.0_M_45-C	881	2805
83	11.80	5045	2.54	60931	M142211_M_45-C	881	2805
75	13.08	5593	2.31	61173	M142212_M_45-C	881	2805
66	14.86	6354	2.05	68000	M142214_M_45-C	881	2805
58	17.02	7277	1.79	68000	M142216_M_45-C	881	2805
54	18.30	7825	1.66	68000	M142218_M_45-C	881	2805
46	21.34	9133	1.42	68000	M142220_M_45-C	881	2805
42	23.55	10069	1.29	68000	M142222_M_45-C	881	2805
35	28.24	12075	1.08	68000	M142228_M_45-C	881	2805
29	33.89	14490	0.90	68000	M142232_M_45-C	881	2805
27	36.72	15700	0.83	68000	M142236_M_45-C	881	2805
78	12.67	5417	3.80	98000	M162212_M_45-C	1140	2805
70	14.01	5990	2.99	98000	M162214_M_45-C	1140	2805
61	16.19	6922	2.92	98000	M162216_M_45-C	1140	2805
56	17.49	7478	2.75	98000	M162218_M_45-C	1140	2805
48	20.39	8718	2.36	98000	M162220_M_45-C	1140	2805
42	23.51	10052	2.05	98000	M162222_M_45-C	1140	2805
36	27.76	11656	1.77	98000	M162228_M_45-C	1140	2805
31	31.41	13480	1.46	98000	M162232_M_45-C	1140	2805
26	37.54	16051	1.03	98000	M162236_M_45-C	1140	2805
24	41.16	17598	1.18	98000	M163240_M_40-C	1096	2805
22	45.64	19513	1.06	98000	M163245_M_40-C	1096	2805
19	51.82	22157	0.93	98000	M163250_M_40-C	1096	2805
391	3.79	1318	1.79	55000	M13223.6_M_55-A	669	250M
281	5.26	1829	1.79	55000	M13225.0_M_55-A	669	250M
256	5.77	2007	1.79	55000	M13225.6_M_55-A	669	250M
233	6.35	2109	1.79	55000	M13226.3_M_55-A	669	250M
182	8.11	2821	1.79	55000	M13228.0_M_55-A	669	250M
165	8.99	3127	1.79	55000	M13229.0_M_55-A	669	250M
125	11.81	4108	1.79	55000	M132211_M_55-A	669	250M
115	12.92	4494	1.76	55000	M132212_M_55-A	669	250M
101	14.63	5088	1.57	48249	M132214_M_55-A	669	250M
92	16.12	5607	1.44	45290	M132216_M_55-A	669	250M
82	18.02	6267	1.31	40262	M132218_M_55-A	669	250M
63	20.86	7255	1.14	38770	M132220_M_55-A	669	250M
63	23.51	8177	1.03	40219	M132222_M_55-A	669	250M
55	27.08	9418	0.90	43314	M132228_M_55-A	669	250M
174	8.51	2960	3.78	68000	M14228.0_M_55-A	765	250M
157	9.45	3287	3.56	68000	M14229.0_M_55-A	765	250M
125	11.80	4104	3.00	68000	M142211_M_55-A	765	250M
113	13.08	4549	2.73	68000	M142212_M_55-A	765	250M
100	14.86	5168	2.42	68000	M142214_M_55-A	765	250M
87	17.02	5920	2.15	68000	M142216_M_55-A	765	250M
81	18.30	6365	2.01	68000	M142218_M_55-A	765	250M
69	21.36	7429	1.75	68000	M142220_M_55-A	765	250M
63	23.55	8191	1.59	68000	M142222_M_55-A	765	250M
52	28.24	9822	1.32	68000	M142228_M_55-A	765	250M
106	14.01	4873	3.67	98000	M162214_M_55-A	1024	250M
91	16.19	5631	3.59	98000	M162216_M_55-A	1024	250M
85	17.49	6083	3.39	98000	M162218_M_55-A	1024	250M
73	20.39	7092	2.90	98000	M162220_M_55-A	1024	250M
63	23.51	8177	2.52	98000	M162222_M_55-A	1024	250M
54	27.26	9481	2.17	98000	M162228_M_55-A	1024	250M
47	31.41	10924	1.79	98000	M162232_M_55-A	1024	250M
39	37.54	13056	1.27	98000	M162236_M_55-A	1024	250M
36	41.16	14169	1.46	98000	M163240_M_55-A	980	250M
32	45.64	15711	1.32	98000	M163245_M_55-A	980	250M
29	51.82	17839	1.16	98000	M163250_M_55-A	980	250M
25	59.38	20442	1.01	98000	M163256_M_55-A	980	250M
23	63.82	21970	0.94	98000	M163263_M_55-A	980	250M

NOTE
Other output speeds are available using 2 and 8 pole motors - Consult Application Engineering

SELECTION TABLES

55.0 kW

6 POLE

NZ RPM	i	M2 Nm	Fm	N	Unit Designation	kg	Motor Size
Output Speed	Ratio	Output Torque	Service Factor	Overhung Load	Column Entry 1 - 20 Blanks to be filled when entering order	Weight of base mount unit	
260	3.79	1981	1.19	55000	M13223.6_M_55-C	875	280M
187	5.26	2749	1.19	55000	M13225.0_M_55-C	875	280M
171	5.77	3015	1.19	55000	M13225.6_M_55-C	875	280M
155	6.35	3318	1.19	55000	M13226.3_M_55-C	875	280M
121	8.11	4238	1.19	55000	M13228.0_M_55-C	875	280M
110	8.99	4698	1.19	55000	M13229.0_M_55-C	875	280M
83	11.81	6172	1.19	46995	M132211_M_55-C	875	280M
76	12.92	6752	1.19	45765	M132212_M_55-C	875	280M
67	14.63	7645	1.08	44655	M132214_M_55-C	875	280M
61	16.12	8424	1.00	43898	M132216_M_55-C	875	280M
55	18.02	9417	0.89	43357	M132218_M_55-C	875	280M
263	3.75	1960	2.72	50358	M14223.6_M_55-C	971	280M
188	5.24	2738	2.72	51354	M14225.0_M_55-C	971	280M
167	5.90	3083	2.72	52583	M14225.6_M_55-C	971	280M
149	6.63	3465	2.72	54259	M14226.3_M_55-C	971	280M
116	8.51	4447	2.59	57729	M14228.0_M_55-C	971	280M
104	9.45	4938	2.49	58817	M14229.0_M_55-C	971	280M
83	11.80	6166	2.08	59601	M142211_M_55-C	971	280M
75	13.08	6835	1.89	59638	M142212_M_55-C	971	280M
66	14.86	7766	1.67	60000	M142214_M_55-C	971	280M
58	17.02	8894	1.46	60000	M142216_M_55-C	971	280M
54	18.30	9563	1.36	60000	M142218_M_55-C	971	280M
46	21.36	11162	1.16	60000	M142220_M_55-C	971	280M
42	23.55	12307	1.06	60000	M142222_M_55-C	971	280M
88	11.17	5837	3.51	98000	M162211_M_55-C	1230	280M
78	12.67	6621	3.11	98000	M162212_M_55-C	1230	280M
70	14.01	7321	2.44	98000	M162214_M_55-C	1230	280M
61	16.19	8461	2.39	98000	M162216_M_55-C	1230	280M
56	17.49	9140	2.25	98000	M162218_M_55-C	1230	280M
48	20.39	10655	1.93	98000	M162220_M_55-C	1230	280M
42	23.51	12286	1.68	98000	M162222_M_55-C	1230	280M
36	27.26	14246	1.45	98000	M162228_M_55-C	1230	280M
31	31.41	16414	1.19	98000	M162232_M_55-C	1230	280M
26	37.54	19618	0.85	98000	M162236_M_55-C	1230	280M

75.0 kW

4 POLE

395	3.75	1779	3.00	68000	M14223.6_M_75-A	881	280S
282	5.24	2485	3.00	68000	M14225.0_M_75-A	881	280S
251	5.90	2798	3.00	68000	M14225.6_M_75-A	881	280S
223	6.63	3144	3.00	68000	M14226.3_M_75-A	881	280S
174	8.51	4036	2.77	68000	M14228.0_M_75-A	881	280S
157	9.45	4482	2.61	68000	M14229.0_M_75-A	881	280S
125	11.80	5596	2.20	68000	M142211_M_75-A	881	280S
113	13.08	6203	2.00	68000	M142212_M_75-A	881	280S
100	14.86	7048	1.77	68000	M142214_M_75-A	881	280S
87	17.02	8072	1.57	68000	M142216_M_75-A	881	280S
81	18.30	8679	1.47	68000	M142218_M_75-A	881	280S
69	21.36	10130	1.28	68000	M142220_M_75-A	881	280S
132	11.17	5398	3.87	98000	M162211_M_75-A	1140	280S
117	12.67	6029	3.43	98000	M162212_M_75-A	1140	280S
106	14.01	6645	2.69	98000	M162214_M_75-A	1140	280S
91	16.19	7678	2.63	98000	M162216_M_75-A	1140	280S
85	17.49	8295	2.48	98000	M162218_M_75-A	1140	280S
73	20.39	9670	2.13	98000	M162220_M_75-A	1140	280S
63	23.51	11150	1.85	98000	M162222_M_75-A	1140	280S
54	27.26	12929	1.59	98000	M162228_M_75-A	1140	280S
47	31.41	14897	1.32	98000	M162232_M_75-A	1140	280S
39	37.54	17804	0.93	98000	M162236_M_75-A	1140	280S

75.0 kW

6 POLE

120	8.19	5836	3.41	98000	M16228.0_M_75-C	1400	315S
105	9.35	6663	3.03	98000	M16229.0_M_75-C	1400	315S
88	11.17	7960	2.58	98000	M162211_M_75-C	1400	315S
78	12.67	9029	2.28	98000	M162212_M_75-C	1400	315S
70	14.01	9984	1.79	98000	M162214_M_75-C	1400	315S
61	16.19	11537	1.75	98000	M162216_M_75-C	1400	315S
56	17.49	12464	1.65	98000	M162218_M_75-C	1400	315S
48	20.39	14580	1.42	98000	M162220_M_75-C	1400	315S
42	23.51	16754	1.23	98000	M162222_M_75-C	1400	315S
36	27.26	19426	1.06	98000	M162228_M_75-C	1400	315S
31	31.41	22383	0.88	98000	M162232_M_75-C	1400	315S

NOTE

Other output speeds are available using 2 and 8 pole motors - Consult Application Engineering

SELECTION TABLES

90.0 kW

4 POLE

NZ RPM	i	M2 Nm	Fm	N	Unit Designation	kg	Motor Size
Output Speed	Ratio	Output Torque	Service Factor	Overhung Load	Column Entry 1 - 20 Blanks to be filled when entering order	Weight of base mount unit	
395	3.75	2134	2.50	66701	M14225.6_M_90A-	971	280M
282	5.24	2582	2.50	68000	M14225.0_M_90A-	971	280M
251	5.90	3358	2.50	68000	M14225.3_M_90A-	971	280M
223	6.63	3773	2.50	68000	M14226.3_M_90A-	971	280M
174	8.51	4843	2.31	68000	M14228.0_M_90A-	971	280M
157	9.45	5378	2.18	68000	M14229.0_M_90A-	971	280M
158	9.35	5321	3.80	98000	M16229.0_M_90A-	1230	280M
132	11.17	6357	3.22	98000	M162211_M_90A-	1230	280M
117	12.67	7211	2.86	98000	M162212_M_90A-	1230	280M
106	14.01	7973	2.24	98000	M162214_M_90A-	1230	280M
91	16.19	9214	2.19	98000	M162216_M_90A-	1230	280M
85	17.49	9954	2.07	98000	M162218_M_90A-	1230	280M
73	20.39	11605	1.78	98000	M162220_M_90A-	1230	280M
63	23.51	13380	1.54	98000	M162222_M_90A-	1230	280M
54	27.26	15514	1.33	98000	M162228_M_90A-	1230	280M
47	31.41	17876	1.10	98000	M162232_M_90A-	1230	280M

90.0 kW

6 POLE

157	6.26	5353	3.64	98000	M16226.3_M_90C-	1440	315M
120	8.19	7004	2.84	98000	M16228.0_M_90C-	1440	315M
105	9.35	7996	2.53	98000	M16229.0_M_90C-	1440	315M
88	11.17	9552	2.15	98000	M162211_M_90C-	1440	315M
78	12.67	10835	1.90	98000	M162212_M_90C-	1440	315M
70	14.01	11980	1.49	98000	M162214_M_90C-	1440	315M
61	16.19	13845	1.46	98000	M162216_M_90C-	1440	315M
56	17.49	14956	1.38	98000	M162218_M_90C-	1440	315M
48	20.39	17436	1.18	98000	M162220_M_90C-	1440	315M
42	23.51	20104	1.02	98000	M162222_M_90C-	1440	315M
36	27.26	23311	0.88	98000	M162228_M_90C-	1440	315M

110 kW

4 POLE

181	8.19	5697	3.49	98000	M16228.0_M_110A-	1400	315S
158	9.35	6304	3.11	98000	M16229.0_M_110A-	1400	315S
132	11.17	7770	2.64	98000	M162211_M_110A-	1400	315S
117	12.67	8813	2.34	98000	M162212_M_110A-	1400	315S
106	14.01	9745	1.84	98000	M162214_M_110A-	1400	315S
91	16.19	11262	1.79	98000	M162216_M_110A-	1400	315S
85	17.49	12166	1.69	98000	M162218_M_110A-	1400	315S
73	20.39	14183	1.45	98000	M162220_M_110A-	1400	315S
63	23.51	16354	1.26	98000	M162222_M_110A-	1400	315S
54	27.26	18962	1.09	98000	M162228_M_110A-	1400	315S
47	31.41	21849	0.90	98000	M162232_M_110A-	1400	315S

110 kW

6 POLE

199	4.95	5174	3.71	98000	M16225.0_M_110C-	1440	315M
134	5.35	5595	3.47	98000	M16225.6_M_110C-	1440	315M
157	6.26	6540	2.98	98000	M16226.3_M_110C-	1440	315M
120	8.19	8560	2.32	98000	M16228.0_M_110C-	1440	315M
105	9.35	9772	2.07	98000	M16229.0_M_110C-	1440	315M
88	11.17	11675	1.76	98000	M162211_M_110C-	1440	315M
78	12.67	13242	1.56	98000	M162212_M_110C-	1440	315M
70	14.01	14643	1.22	98000	M162214_M_110C-	1440	315M
61	16.19	16921	1.19	98000	M162216_M_110C-	1440	315M
56	17.49	18280	1.13	98000	M162218_M_110C-	1440	315M
48	20.39	21311	0.97	98000	M162220_M_110C-	1440	315M
42	23.51	24572	0.84	98000	M162222_M_110C-	1440	315M

NOTE

Other output speeds are available using 2 and 8 pole motors - Consult Application Engineering

SELECTION TABLES

132 kW

4 POLE

NZ RPM	i	M2 Nm	Fm	N	Unit Designation	kg	Motor Size
Output Speed	Ratio	Output Torque	Service Factor	Overhung Load	Column Entry T - 20 Blanks to be filled when entering order	Weight of base mount unit	
236	6.26	5225	3.71	98000	M16226.3_M_132A-	1440	315M
181	8.19	6836	2.91	98000	M16228.0_M_132A-	1440	315M
158	9.35	7805	2.59	98000	M16229.0_M_132A-	1440	315M
132	11.17	9324	2.20	98000	M162211_M_132A-	1440	315M
117	12.67	10576	1.95	98000	M162212_M_132A-	1440	315M
106	14.01	11694	1.53	98000	M162214_M_132A-	1440	315M
91	16.19	13514	1.49	98000	M162216_M_132A-	1440	315M
85	17.49	14599	1.41	98000	M162218_M_132A-	1440	315M
73	20.39	17020	1.21	98000	M162220_M_132A-	1440	315M
63	23.51	19624	1.05	98000	M162222_M_132A-	1440	315M
54	27.26	22753	0.91	98000	M162228_M_132A-	1440	315M

132 kW

6 POLE

399	4.95	6208	3.09	98000	M16225.0_M_132C-	1590	315L
384	5.35	6714	2.89	98000	M16225.6_M_132C-	1590	315L
357	6.26	7848	2.48	98000	M16226.3_M_132C-	1590	315L
320	8.19	10272	1.94	98000	M16228.0_M_132C-	1590	315L
305	9.35	11727	1.72	98000	M16229.0_M_132C-	1590	315L
88	11.17	14009	1.46	98000	M162211_M_132C-	1590	315L
78	12.67	15891	1.30	98000	M162212_M_132C-	1590	315L
70	14.01	17571	1.02	98000	M162214_M_132C-	1590	315L
61	16.19	20306	0.99	98000	M162216_M_132C-	1590	315L
56	17.49	21936	0.94	98000	M162218_M_132C-	1590	315L
48	20.39	25573	0.81	98000	M162220_M_132C-	1590	315L

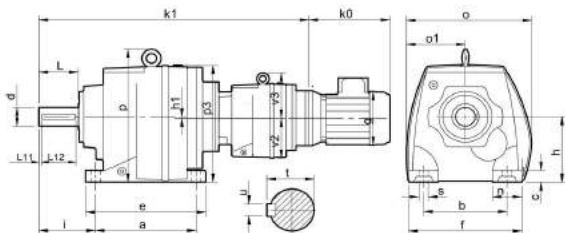
160 kW

4 POLE

299	4.95	5008	3.83	98000	M16225.0_M_160A-	1590	315L
276	5.35	5416	3.58	98000	M16225.6_M_160A-	1590	315L
237	6.26	6331	3.06	98000	M16226.3_M_160A-	1590	315L
181	8.19	8290	2.40	98000	M16228.0_M_160A-	1590	315L
158	9.35	9463	2.13	98000	M16229.0_M_160A-	1590	315L
132	11.17	11302	1.81	98000	M162211_M_160A-	1590	315L
117	12.67	12819	1.61	98000	M162212_M_160A-	1590	315L
106	14.01	14175	1.26	98000	M162214_M_160A-	1590	315L
91	16.19	16381	1.23	98000	M162216_M_160A-	1590	315L
85	17.49	17696	1.16	98000	M162218_M_160A-	1590	315L
73	20.39	20630	1.00	97984	M162220_M_160A-	1590	315L
63	23.51	23787	0.87	98000	M162222_M_160A-	1590	315L

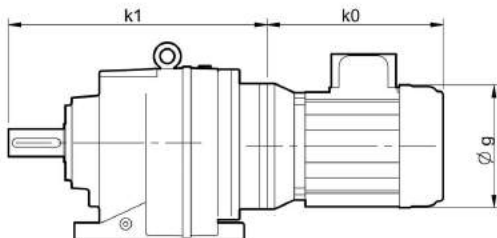
NOTE

Other output speeds are available using 2 and 8 pole motors - Consult Application Engineering



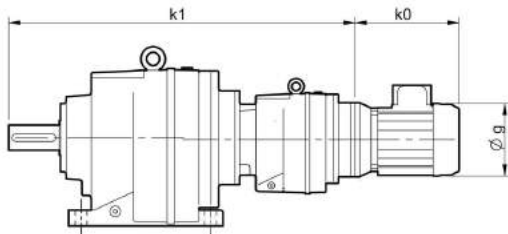
Size	a	b	c	e	f	h	h1	i	n	o	o1	p	p3	s	d	L	L11	L12	t	u	v2	v3
M0342 M0352	130	110	16	152	145	90	0	75	35	170	84	-	180	10	25 k6	50	4	40	28	8	76	74
M0442 M0452	165	135	20	200	190	115	0	90	55	204	97	-	208	15	30 k6	60	4	50	33	8	91	90
M0542 M0552	165	135	20	200	190	115	0	100	55	204	97	-	208	15	35 k6	70	7	60	38	10	91	90
M0642 M0652	195	150	24	235	210	130	14.5	100	60	220	110	246	214	15	35 k6	70	7	60	38	10	91	90
M0742 M0752	205	170	25	245	230	140	0	115	60	252	119	295	250	19	40 k6	80	5	70	43	12	91	90
M0842 M0852	260	215	35	310	290	180	0	140	75	320	167	360	310	19	50 k5	100	10	80	53.5	14	115	93
M0942 M0952	310	250	45	365	340	225	0	160	90	375	176	465	395	22	60 m6	120	5	100	64	18	115	93
M1042 M1052	370	290	45	440	400	250	0	185	110	435	206	524	446	27	70 m6	140	7	110	74.5	20	140	155
M1342 M1352	410	340	60	490	450	315	17.6	220	110	480	231	615	516	33	90 m6	170	5	140	95	25	140	155
M1442 M1452	500	380	70	590	530	355	23.6	260	150	535	268	680	581	39	110 m6	210	10	180	116	28	140	155
M1642 M1652	580	500	80	670	660	425	42.2	270	160	760	335	805	675	39	120 m6	210	5	200	127	32	230	240

Size	M0342 M0352 M0442 M0452 M0542 M0552 M0642 M0652 M0742 M0752 M0842 M0852 M0942 M0952 M1042 M1052 M1342 M1352 M1442 M1452 M1642 M1652																							
	k0	g	k1	k1	k1	k1	k1	k1	k1	k1	k1	k1	k1	k1	k1	k1	k1	k1	k1	k1	k1	k1		
63	195	125	426	441	494	507	504	517	525	538	562	575	652	682	732	762	-	869	-	986	-	1101	-	
71	220	140	430	445	498	511	508	521	529	542	566	579	658	686	738	766	-	875	-	992	-	1107	-	
80	240	160	443	458	511	524	521	534	542	555	579	592	676	699	756	779	878	893	995	1010	1110	1125	1518	1571
90S	260	180	453	468	521	534	531	544	552	565	589	602	686	709	766	789	888	903	1005	1020	1120	1135	1518	1571
90L	280	180	453	468	521	534	531	544	552	565	589	602	686	709	766	789	888	903	1005	1020	1120	1135	1518	1571
100L	310	200	461	476	529	542	539	552	560	573	597	610	713	717	793	797	900	930	1017	1047	1132	1162	1524	1577
112M	330	225	461	476	529	542	539	552	560	573	597	610	713	717	793	797	900	930	1017	1047	1132	1162	1524	1577
132S	380	260	-	-	-	-	-	-	-	-	-	-	713	-	793	-	922	930	1039	1047	1154	1162	1524	1577
132M	420	260	-	-	-	-	-	-	-	-	-	-	713	-	793	-	922	930	1039	1047	1154	1162	1524	1577
160M	480	320	-	-	-	-	-	-	-	-	-	-	-	-	-	-	930	-	1047	-	1162	-	1559	1607
160L	530	320	-	-	-	-	-	-	-	-	-	-	-	-	-	-	930	-	1047	-	1162	-	1559	1607
180M	560	360	-	-	-	-	-	-	-	-	-	-	-	-	-	-	-	-	-	-	-	-	1559	-
180L	595	360	-	-	-	-	-	-	-	-	-	-	-	-	-	-	-	-	-	-	-	-	1559	-
200L	660	400	-	-	-	-	-	-	-	-	-	-	-	-	-	-	-	-	-	-	-	-	1559	-
225S	680	450	-	-	-	-	-	-	-	-	-	-	-	-	-	-	-	-	-	-	-	-	1559	-



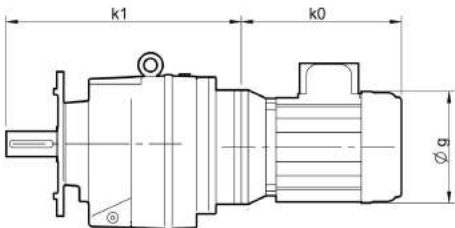
Size	M0122		M0222		M0322		M0422		M0522		M0622		M0722		M0822			
	g	k1	k0	k1	k0	k1	k0	k1	k0	k1	k0	k1	k0	k1	k0	k1	k0	
0.25 kW	140	175	230	206	230	206	230	-	-	-	-	-	-	-	-	-	-	-
0.37 kW	140	175	230	206	230	206	230	-	-	-	-	-	-	-	-	-	-	-
0.55 kW	160	175	280	206	280	206	280	258	265	268	265	289	265	-	-	-	-	-
0.75 kW	160	175	300	206	300	206	300	258	285	268	285	289	285	-	-	-	-	-
1.1 kW	180	175	330	206	330	206	330	258	315	268	315	289	315	325	300	-	-	-
1.5 kW	180	175	365	206	365	206	365	258	350	268	350	289	350	325	335	-	-	-
2.2 kW	200	-	-	-	-	-	-	258	355	268	355	289	355	325	340	395	335	-
3.0 kW	200	-	-	-	-	-	-	258	365	268	365	289	365	325	350	395	350	-
4.0 kW	225	-	-	-	-	-	-	258	424	268	424	289	424	325	410	395	400	-
5.5 kW	260	-	-	-	-	-	-	258	495	268	495	289	495	325	480	395	475	-
7.5 kW	260	-	-	-	-	-	-	-	-	-	-	-	-	325	480	395	475	-

Size	M0132		M0232		M0332		M0432		M0532		M0632		M0732		M0832		M0932			
	g	k1	k0	k1	k0	k1	k0	k1	k0	k1	k0	k1	k0	k1	k0	k1	k0	k1	k0	
0.25 kW	140	190	230	219	230	219	230	266	230	276	230	297	230	-	-	-	-	-	-	-
0.37 kW	140	190	230	219	230	219	230	266	230	276	230	297	230	-	-	-	-	-	-	-
0.55 kW	160	190	280	219	280	219	280	266	280	276	280	297	280	341	265	-	-	-	-	-
0.75 kW	160	190	300	219	300	219	300	266	300	276	300	297	300	341	285	-	-	-	-	-
1.1 kW	180	190	330	219	330	219	330	266	330	276	330	297	330	341	315	425	300	-	-	-
1.5 kW	180	190	365	219	365	219	365	266	365	276	365	297	365	341	350	425	335	-	-	-
2.2 kW	200	-	-	-	-	-	-	-	-	-	-	-	-	341	355	425	340	494	335	-
3.0 kW	200	-	-	-	-	-	-	-	-	-	-	-	-	341	365	425	350	494	350	-
4.0 kW	225	-	-	-	-	-	-	-	-	-	-	-	-	341	424	425	410	494	400	-
5.5 kW	260	-	-	-	-	-	-	-	-	-	-	-	-	341	495	425	480	494	475	-
7.5 kW	260	-	-	-	-	-	-	-	-	-	-	-	-	-	425	480	494	475	-	-



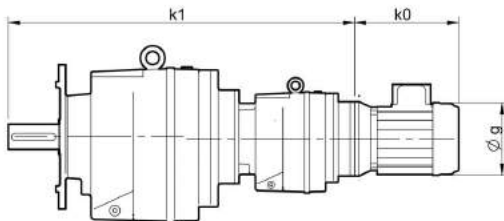
Size	M0342		M0442		M0542		M0642		M0742		M0842		M0942		M1042		M1342		M1442			
	g	k1	k0	k1	k0	k1	k0	k1	k0	k1	k0	k1	k0	k1	k0	k1	k0	k1	k0	k1	k0	
0.25 kW	140	392	230	460	230	470	230	491	230	528	230	-	-	-	-	-	-	-	-	-	-	-
0.37 kW	140	392	230	460	230	470	230	491	230	528	230	-	-	-	-	-	-	-	-	-	-	-
0.55 kW	158	392	280	460	280	470	280	491	280	528	280	640	265	720	265	-	-	-	-	-	-	-
0.75 kW	158	392	300	460	300	470	300	491	300	528	300	640	285	720	285	-	-	-	-	-	-	-
1.1 kW	180	-	-	-	-	-	-	-	-	-	-	640	315	720	315	841	300	958	300	1073	300	-
1.5 kW	180	-	-	-	-	-	-	-	-	-	-	640	350	720	350	841	335	958	335	1073	335	-
2.2 kW	198	-	-	-	-	-	-	-	-	-	-	640	355	720	355	841	340	958	340	1073	340	-
3.0 kW	198	-	-	-	-	-	-	-	-	-	-	640	365	720	365	841	350	958	350	1073	350	-
4.0 kW	222	-	-	-	-	-	-	-	-	-	-	-	-	-	-	841	410	958	410	1073	410	-
5.5 kW	262	-	-	-	-	-	-	-	-	-	-	-	-	-	-	841	480	958	480	1073	480	-
7.5 kW	262	-	-	-	-	-	-	-	-	-	-	-	-	-	-	841	480	958	480	1073	480	-

Size	M0352		M0452		M0552		M0652		M0752		M0852		M0952		M1052		M1352		M1452		M1652			
	g	k1	k0	k1	k0	k1	k0	k1	k0	k1	k0	k1	k0	k1	k0	k1	k0	k1	k0	k1	k0	k1	k0	
0.25 kW	140	407	230	473	230	483	230	504	230	541	230	648	230	728	230	-	-	-	-	-	-	-	-	-
0.37 kW	140	407	230	473	230	483	230	504	230	541	230	648	230	728	230	-	-	-	-	-	-	-	-	-
0.55 kW	158	407	280	473	280	483	280	504	280	541	280	648	280	728	280	857	285	974	265	1089	265	-	-	-
0.75 kW	158	407	300	473	300	483	300	504	300	541	300	648	300	728	300	857	285	974	285	1089	285	-	-	-
1.1 kW	180	-	-	-	-	-	-	-	-	-	-	-	-	-	-	857	315	974	315	1089	315	-	-	-
1.5 kW	180	-	-	-	-	-	-	-	-	-	-	-	-	-	-	857	350	974	350	1089	350	-	-	-
2.2 kW	198	-	-	-	-	-	-	-	-	-	-	-	-	-	-	857	355	974	355	1089	355	1482	335	-
3.0 kW	198	-	-	-	-	-	-	-	-	-	-	-	-	-	-	857	365	974	365	1089	365	1482	350	-
4.0 kW	222	-	-	-	-	-	-	-	-	-	-	-	-	-	-	-	-	-	-	-	-	1482	400	-
5.5 kW	262	-	-	-	-	-	-	-	-	-	-	-	-	-	-	-	-	-	-	-	-	1482	475	-
7.5 kW	262	-	-	-	-	-	-	-	-	-	-	-	-	-	-	-	-	-	-	-	-	1482	475	-



Size	M0122		M0222		M0322		M0422		M0522		M0622		M0722		M0822	
	g	k1	k0	k1	k0	k1	k0	k1	k0	k1	k0	k1	k0	k1	k0	
0.25 kW	140	175	223	206	223	206	223	-	-	-	-	-	-	-	-	-
0.37 kW	140	175	223	206	223	206	223	-	-	-	-	-	-	-	-	-
0.55 kW	160	175	277	206	277	206	277	258	262	268	262	289	262	-	-	-
0.75 kW	160	175	297	206	297	206	297	258	282	268	282	289	282	-	-	-
1.1 kW	180	175	307	206	307	206	307	258	292	268	292	289	292	325	278	-
1.5 kW	180	175	363	206	363	206	363	258	348	268	348	289	348	325	334	-
2.2 kW	200	-	-	-	-	-	-	258	354	268	354	289	354	325	340	395
3.0 kW	200	-	-	-	-	-	-	258	364	268	364	289	364	325	350	395
4.0 kW	225	-	-	-	-	-	-	258	424	268	424	289	424	325	410	395
5.5 kW	260	-	-	-	-	-	-	258	495	268	495	289	495	325	481	395
7.5 kW	260	-	-	-	-	-	-	-	-	-	-	-	-	325	481	395

Size	M0132		M0232		M0332		M0432		M0532		M0632		M0732		M0832		M0932	
	g	k1	k0	k1	k0	k1	k0	k1	k0	k1	k0	k1	k0	k1	k0	k1	k0	
0.25 kW	140	190	223	219	223	219	223	266	223	276	223	297	223	-	-	-	-	-
0.37 kW	140	190	223	219	223	219	223	266	223	276	223	297	223	-	-	-	-	-
0.55 kW	160	190	277	219	277	219	277	266	277	276	277	297	277	341	262	-	-	-
0.75 kW	160	190	297	219	297	219	297	266	297	276	297	297	341	282	-	-	-	-
1.1 kW	180	190	307	219	307	219	307	266	307	276	307	297	307	341	292	425	278	-
1.5 kW	180	190	363	219	363	219	363	266	363	276	363	297	363	341	348	425	334	-
2.2 kW	200	-	-	-	-	-	-	-	-	-	-	-	-	341	354	425	340	494
3.0 kW	200	-	-	-	-	-	-	-	-	-	-	-	-	341	364	425	350	494
4.0 kW	225	-	-	-	-	-	-	-	-	-	-	-	-	341	424	425	410	494
5.5 kW	260	-	-	-	-	-	-	-	-	-	-	-	-	341	495	425	481	494
7.5 kW	260	-	-	-	-	-	-	-	-	-	-	-	-	-	425	481	494	472



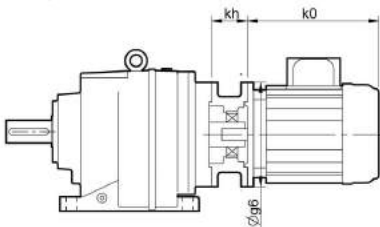
Size	M0342		M0442		M0542		M0642		M0742		M0842		M0942		M1042		M1342		M1442		
	g	k1	k0	k1	k0	k1	k0	k1	k0	k1	k0	k1	k0	k1	k0	k1	k0	k1	k0	k1	k0
0.25 kW	140	392	223	460	223	470	223	491	223	528	223	-	-	-	-	-	-	-	-	-	-
0.37 kW	140	392	223	460	223	470	223	491	223	528	223	-	-	-	-	-	-	-	-	-	-
0.55 kW	158	392	277	460	277	470	277	491	277	528	277	640	262	720	265	-	-	-	-	-	-
0.75 kW	158	392	297	460	297	470	297	491	297	528	297	640	262	720	285	-	-	-	-	-	-
1.1 kW	180	-	-	-	-	-	-	-	-	-	-	640	292	720	315	841	300	958	300	1073	300
1.5 kW	180	-	-	-	-	-	-	-	-	-	-	640	348	720	350	841	335	958	335	1073	335
2.2 kW	198	-	-	-	-	-	-	-	-	-	-	640	354	720	355	841	340	958	340	1073	340
3.0 kW	198	-	-	-	-	-	-	-	-	-	-	640	364	720	365	841	350	958	350	1073	350
4.0 kW	222	-	-	-	-	-	-	-	-	-	-	-	-	-	-	841	410	958	410	1073	410
5.5 kW	262	-	-	-	-	-	-	-	-	-	-	-	-	-	-	841	480	958	480	1073	480
7.5 kW	262	-	-	-	-	-	-	-	-	-	-	-	-	-	-	841	480	958	480	1073	480

Size	M0352		M0452		M0552		M0652		M0752		M0852		M0952		M1052		M1352		M1452		M1652	
	g	k1	k0	k1	k0	k1	k0	k1	k0	k1	k0	k1	k0	k1	k0	k1	k0	k1	k0	k1	k0	
0.25 kW	140	407	223	473	223	483	223	504	223	541	223	648	223	728	230	-	-	-	-	-	-	
0.37 kW	140	407	223	473	223	483	223	504	223	541	223	648	223	728	230	-	-	-	-	-	-	
0.55 kW	158	407	277	473	277	483	277	504	277	541	277	648	277	728	280	857	265	974	265	1089	265	
0.75 kW	158	407	297	473	297	483	297	504	297	541	297	648	297	728	300	857	285	974	285	1089	285	
1.1 kW	180	-	-	-	-	-	-	-	-	-	-	-	-	-	-	857	315	974	315	1089	315	
1.5 kW	180	-	-	-	-	-	-	-	-	-	-	-	-	-	-	857	350	974	350	1089	350	
2.2 kW	198	-	-	-	-	-	-	-	-	-	-	-	-	-	-	857	355	974	355	1089	355	
3.0 kW	198	-	-	-	-	-	-	-	-	-	-	-	-	-	-	857	365	974	365	1089	365	
4.0 kW	222	-	-	-	-	-	-	-	-	-	-	-	-	-	-	-	-	-	-	-	1482	
5.5 kW	262	-	-	-	-	-	-	-	-	-	-	-	-	-	-	-	-	-	-	-	1482	
7.5 kW	262	-	-	-	-	-	-	-	-	-	-	-	-	-	-	-	-	-	-	-	1482	

MOTORISED BACKSTOP MODULE

Motorised backstop modules can be fitted between the gear unit and motor. The backstop device incorporates high quality centrifugal lift off sprags which are wear free above the lift off speed (n min). To ensure correct operation motor speed must exceed lift off speed.

Suitable for ambient temperature -40°C to $+50^{\circ}\text{C}$



Warning

Removal of motor or backstop will release the drive. Ensure all driven machinery is secure prior to any maintenance work

IEC B5 Flange

Motor Frame Size	Lift off speed 'n' min rev/min	Rated locking torque 'T max' (at motor) Nm	ø96	kh
100	670	170	250	70
112	670	170	250	70
132	620	940	300	95
160	620	940	350	130
180	620	940	350	130
200	550	1260	400	130

NEMA C Flange

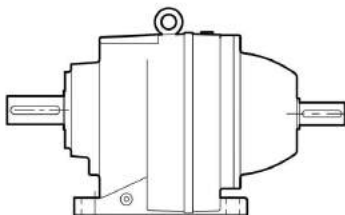
Motor Frame Size	Lift off speed 'n' min rev/min	Rated locking torque 'T max' (at motor) Nm	ø96	kh
182TC / 184TC	670	300	228	95.25
213TC / 216 TC	670	300	228	95.25
254TC / 256TC	620	940	228	120.65
284TC / 286TC	620	940	280	136.5
324TC / 326TC	550	1260	330	152.4

When a backstop module is fitted dimension Kh should be added to the overall length of the geared motor assembly.

Rotation of outputshaft must be specified when ordering as viewed from the outputshaft end (as shown in the diagram)

CW	-	Free Rotation	-	Clockwise
		Locked	-	Anticlockwise
AC	-	Free Rotation	-	Anticlockwise
		Locked	-	Clockwise





REDUCER
SERIES M

Maximum Permissible Overhung Loads

When a sprocket, gear etc. is mounted on the shaft a calculation, as below, must be made to determine the overhung load on the shaft, and the results compared to the maximum permissible overhung loads tabulated. Overhung loads can be reduced by increasing the diameter of the sprocket, gear, etc. If the maximum permissible overhung load is exceeded, the sprocket, gear, etc. should be mounted on a separate shaft, flexibly coupled and supported in its own bearings, or the gear unit shaft should be extended to run in an outboard bearing. Alternatively, a larger gear is often a less expensive solution.

Permissible overhung loads vary according to the direction of rotation. The values tabulated are for the most unfavourable direction with the unit transmitting full rated power and the load P applied midway along the shaft extension. Hence they can sometimes be increased for a more favourable direction of rotation, or if the power transmitted is less than the rated capacity of the gear unit, or if the load is applied nearer to the gear unit case. Refer to our Application Engineers for further details. In any event, the sprocket, gear etc. should be positioned as close as possible to the gear unit case in order to reduce bearing loads and shaft stresses, and to prolong life.

All units will accept 100% momentary overload on stated capacities.

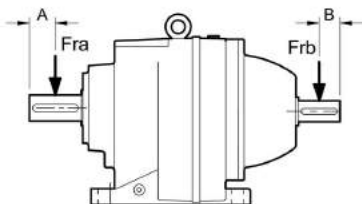
Overhung load (Newtons)

$$P = \frac{kW \times 9,500,000 \times K}{N \times R}$$

where

- P = equivalent overhung load (Newtons)
 kW = power transmitted by the shaft (kilowatts)
 N = speed of shaft (rev/min)
 R = pitch radius of sprocket, etc. (mm)
 K = factor

Note: 1 Newton = 0,101972 kp = 0,227809 lbf.



For Output Shaft Overhung Loads (Fra) Consult the Ratings Tables

Axial Thrust Capacities (Newtons)

No check or calculation is required if the axial thrust load (F_a) towards or away from the unit is under 50% of the permissible overhung load.

If the axial thrust considerably exceeds these values or if there is a combination of axial thrust loads and overhung loads please contact our Application Engineers.

Inputshaft Overhung Loads, Frb (Kn) 1450 rpm

Two, Three, Four and Five Stage Units

	M01	M02	M03	M04	M05	M06	M07	M08	M09	M10	M13	M14	M16
2 Stage	1.5	1.65	1.56	1.2	1.1	0.9	1.65	1.5	1.5	2.95	6.9	7.1	12
3 Stage	1.65	1.75	1.75	1.5	1.5	1.5	1.8	2.25	3.5	4.2	12	12	12
4 Stage	-	-	1.5	1.5	1.5	1.5	1.5	1.75	1.75	2.25	2.25	2.25	2.25
5 Stage	-	-	1.5	1.5	1.5	1.5	1.5	1.75	1.75	2.25	2.25	2.25	2.25

Overhung member K (factor)

Chain sprocket*	1.00
Spur or helical pinion	1.25
Vee belt sheave	1.50
Flat belt pulley	2.00

* If multi-strand chain drives are equally loaded and the outer strand is further than dimension Fra output or Frb input, refer to our Application Engineers.

Distance midway along the shaft extension

Size	No. of Reductions	Dimensions A (mm)	Dimensions B (mm)
M01	2 - 3	20	20
M02	2 - 3	25	20
M03	2 - 5	25	20
M04	2 - 5	30	20
M05	2 - 5	35	20
M06	2 - 5	35	20
M07	2	40	25
	3	40	20
	4 - 5	40	20
M08	2	50	30
	3	50	25
	4 - 5	50	20
M09	2	60	40
	3	60	30
	4 - 5	60	20
M10	2	70	55
	3	70	40
	4	70	25
	5	70	20
	2 - 3	85	55
M13	4	85	25
	5	85	20
	2 - 3	105	55
M14	4	105	25
	5	105	20
	2	105	70
M16	3	105	55
	4	105	40
	5	105	30

Key: Pm= Input Power (kW) M2= Output Torque (Nm) I= Exact Ratio n2= Output Speed (rpm) Fra = Overhung load (kN)

		n1 = 1450				n1 = 960				n1 = 2900				n1 = 725					
		in	l	n2	M2	Pm	Fra	n2	M2	Pm	Fra	n2	M2	Pm	Fra	n2	M2	Pm	Fra
M0122	3.6	3.750	387	59	2.44	1.24	256	68	1.86	1.35	773	47	3.88	1.11	193	73	1.51	1.44	
	5.0	5.066	286	68	2.08	1.32	189	76	1.54	1.44	572	54	3.30	1.15	143	79	1.21	1.46	
	5.6	5.762	252	71	1.91	1.36	167	78	1.39	1.48	503	57	3.07	1.18	126	82	1.10	1.49	
	6.3	6.528	222	75	1.78	1.39	147	80	1.26	1.52	444	60	2.85	1.20	111	84	1.00	1.59	
	8.0	8.348	174	79	1.47	1.47	115	85	1.04	1.66	347	66	2.45	1.27	87	90	0.84	1.68	
	9.0	9.997	161	80	1.38	1.49	107	87	0.99	1.71	322	67	2.31	1.29	81	90	0.77	1.77	
	11.1	11.36	128	84	1.15	1.59	85	90	0.81	1.81	255	74	2.02	1.35	64	90	0.61	1.84	
	12.1	12.88	113	87	1.06	1.68	78	90	0.72	1.89	225	77	1.85	1.39	56	90	0.54	1.90	
	14.1	14.71	99	90	0.95	1.77	65	90	0.63	1.85	197	80	1.69	1.43	49	90	0.47	1.90	
	16.1	16.37	89	90	0.85	1.84	59	90	0.56	1.90	177	81	1.53	1.46	44	90	0.43	1.90	
	18.1	18.05	80	90	0.77	1.90	53	90	0.51	1.90	161	83	1.42	1.49	40	90	0.39	1.90	
	20.1	19.86	73	90	0.70	1.90	48	90	0.46	1.90	146	84	1.31	1.53	37	90	0.35	1.90	
	22.1	23.27	62	90	0.60	1.90	41	90	0.40	1.90	125	86	1.15	1.61	31	90	0.30	1.90	
	28.1	27.92	52	90	0.50	1.90	34	90	0.33	1.90	104	90	1.00	1.73	26	90	0.25	1.90	
	32.1	32.54	45	90	0.43	1.90	30	90	0.28	1.90	89	90	0.86	1.84	22	90	0.21	1.90	
	36.1	36.16	40	90	0.39	1.90	27	90	0.26	1.90	80	90	0.77	1.87	20	90	0.19	1.90	
45.1	43.54	33	84	0.30	1.90	22	84	0.20	1.90	67	84	0.60	1.90	17	84	0.15	1.90		
50.1	49.91	29	72	0.22	1.90	19	72	0.15	1.90	58	72	0.45	1.90	15	72	0.11	1.90		
56.1	56.72	26	71	0.19	1.90	17	71	0.13	1.90	51	71	0.39	1.90	13	71	0.10	1.90		
M0132	5.6	5.846	25	90	0.24	1.90	16	90	0.16	1.90	50	90	0.48	1.90	12	90	0.12	1.90	
	6.3	6.445	22	90	0.22	1.90	15	90	0.14	1.90	45	90	0.44	1.90	11	90	0.11	1.90	
	7.1	7.093	20	90	0.20	1.90	14	90	0.13	1.90	41	90	0.40	1.90	10	90	0.10	1.90	
	8.0	8.310	17	90	0.17	1.90	12	90	0.11	1.90	35	90	0.34	1.90	8.7	90	0.08	1.90	
	100	99.70	15	90	0.14	1.90	10	90	0.09	1.90	29	90	0.28	1.90	7.3	90	0.07	1.90	
	112	116.2	12	90	0.12	1.90	8.3	90	0.08	1.90	25	90	0.24	1.90	6.2	90	0.06	1.90	
	125	129.1	11	90	0.11	1.90	7.4	90	0.07	1.90	22	90	0.22	1.90	5.6	90	0.05	1.90	
	160	155.5	9.3	90	0.09	1.90	6.2	90	0.06	1.90	19	90	0.18	1.90	4.7	90	0.05	1.90	
	180	178.2	8.1	90	0.08	1.90	5.4	90	0.05	1.90	16	90	0.16	1.90	4.1	90	0.04	1.90	
	200	202.6	7.2	90	0.07	1.90	4.7	90	0.05	1.90	14	90	0.14	1.90	3.6	90	0.03	1.90	
	M0222	3.6	3.589	404	100	4.32	3.16	267	115	3.29	3.19	808	79	6.82	2.81	202	126	2.72	3.35
		5.0	5.034	288	116	3.57	3.08	191	131	2.67	3.11	576	92	5.66	3.12	144	137	2.11	3.25
5.6		5.547	261	121	3.38	3.06	173	134	2.48	3.08	523	96	5.36	3.09	131	140	1.96	3.29	
6.3		6.299	230	127	3.12	3.03	152	138	2.25	3.13	460	101	4.97	3.04	115	145	1.78	3.39	
8.0		8.000	181	136	2.63	2.98	120	145	1.86	3.26	363	111	4.30	2.95	91	154	1.49	3.70	
9.0		9.088	160	140	2.39	3.02	106	150	1.69	3.45	319	116	3.96	2.95	80	159	1.36	3.96	
11.1		11.15	130	145	2.01	3.15	86	158	1.45	3.77	260	125	3.47	2.94	65	160	1.11	4.00	
12.1		12.37	117	148	1.85	3.23	78	160	1.33	4.00	234	130	3.26	2.92	59	160	1.00	4.00	
14.1		14.05	103	153	1.69	3.42	68	160	1.17	4.00	206	136	3.00	2.91	52	160	0.88	4.00	
16.1		15.97	91	160	1.55	3.63	60	160	1.03	4.00	182	141	2.74	2.83	45	160	0.78	4.00	
18.1		17.58	82	160	1.41	3.88	55	160	0.93	4.00	165	142	2.50	2.91	41	160	0.71	4.00	
20.1		20.23	72	160	1.23	4.00	47	160	0.81	4.00	143	145	2.22	3.00	36	160	0.61	4.00	
22.1		21.99	66	160	1.13	4.00	44	160	0.75	4.00	132	147	2.07	3.05	33	160	0.56	4.00	
28.1		26.40	55	160	0.94	4.00	36	160	0.62	4.00	110	153	1.80	3.26	27	160	0.47	4.00	
32.1		31.68	46	160	0.78	4.00	30	160	0.52	4.00	92	160	1.56	3.61	23	160	0.39	4.00	
36.1		35.69	41	160	0.69	4.00	27	160	0.46	4.00	81	160	1.39	3.92	20	160	0.35	4.00	
45.1	41.49	35	160	0.60	4.00	23	160	0.40	4.00	70	160	1.19	4.00	17	160	0.30	4.00		
50.1	47.09	31	160	0.53	4.00	20	160	0.35	4.00	62	160	1.05	4.00	15	160	0.26	4.00		
56.1	53.54	27	160	0.46	4.00	18	160	0.31	4.00	54	160	0.93	4.00	14	160	0.23	4.00		
M0232	5.6	57.03	25	160	0.44	4.00	17	160	0.29	4.00	51	160	0.88	4.00	13	160	0.22	4.00	
	6.3	62.87	23	160	0.40	4.00	15	160	0.26	4.00	46	160	0.80	4.00	12	160	0.20	4.00	
	7.1	69.19	21	160	0.36	4.00	14	160	0.24	4.00	42	160	0.72	4.00	10	160	0.18	4.00	
	8.0	81.07	18	160	0.31	4.00	12	160	0.20	4.00	36	160	0.62	4.00	8.9	160	0.15	4.00	
	100	97.26	15	160	0.26	4.00	10	160	0.17	4.00	30	160	0.52	4.00	7.5	160	0.13	4.00	
	112	113.4	13	160	0.22	4.00	8.5	160	0.15	4.00	26	160	0.44	4.00	6.4	160	0.11	4.00	
	125	126.0	12	160	0.20	4.00	7.6	160	0.13	4.00	23	160	0.40	4.00	5.8	160	0.10	4.00	
	160	151.7	10	160	0.17	4.00	6.3	160	0.11	4.00	19	160	0.33	4.00	4.8	160	0.08	4.00	
	180	173.9	8.3	160	0.14	4.00	5.5	160	0.10	4.00	17	160	0.29	4.00	4.2	160	0.07	4.00	
	200	197.6	7.3	160	0.13	4.00	4.9	160	0.08	4.00	15	160	0.25	4.00	3.7	160	0.06	4.00	

Key: Pm= Input Power (kW) M2= Output Torque (Nm) i= Exact Ratio n2= Output Speed (rpm) Fra = Overhung load (kN)

	in	i	n1 = 1450				n1 = 960				n1 = 2900				n1 = 725			
			n2	M2	Pm	Fra	n2	M2	Pm	Fra	n2	M2	Pm	Fra	n2	M2	Pm	Fra
M0322	3.6	3.589	404	118	5.09	2.64	267	134	3.83	2.64	808	96	8.29	2.49	202	146	3.15	2.65
	5.0	5.034	288	135	4.15	2.51	191	153	3.12	2.52	576	110	6.77	2.59	144	167	2.57	2.51
	5.6	5.547	261	140	3.91	2.49	173	159	2.94	2.48	523	114	6.37	2.55	131	173	2.42	2.46
	6.3	6.299	230	147	3.62	2.44	152	167	2.72	2.43	460	120	5.90	2.49	115	182	2.24	2.46
	8.0	8.000	181	161	3.12	2.37	120	182	2.33	2.39	363	130	5.04	2.38	91	196	1.90	2.83
	9.0	9.088	160	168	2.86	2.34	106	190	2.14	2.59	319	136	4.64	2.37	80	207	1.76	3.04
	11.	11.15	130	179	2.49	2.34	86	203	1.87	2.91	260	146	4.06	2.34	65	210	1.46	3.34
	12.	12.37	117	186	2.33	2.43	78	209	1.73	3.09	234	151	3.78	2.32	59	210	1.32	3.24
	14.	14.05	103	194	2.14	2.62	68	210	1.53	3.31	206	158	3.48	2.29	52	210	1.16	3.14
	16.	15.97	91	205	1.99	2.83	60	210	1.35	3.28	182	166	3.22	2.20	45	210	1.02	3.03
	18.	17.58	82	208	1.83	2.98	55	210	1.23	3.18	165	169	2.98	2.25	41	210	0.93	3.03
	20.	20.23	72	210	1.61	3.22	47	210	1.06	3.05	143	175	2.68	2.28	36	210	0.80	3.03
	22.	21.99	66	210	1.48	3.35	44	210	0.98	3.03	132	182	2.56	2.33	33	210	0.74	3.03
	28.	26.40	55	210	1.23	3.19	36	210	0.82	3.03	110	193	2.27	2.52	27	210	0.62	3.03
	32.	31.68	46	210	1.03	3.03	30	210	0.68	3.03	92	205	2.01	2.81	23	210	0.51	3.03
	36.	35.69	41	210	0.91	3.06	27	210	0.60	3.03	81	209	1.81	3.01	20	210	0.46	3.03
	45.	41.49	35	200	0.75	3.64	23	206	0.51	3.64	70	188	1.40	3.20	17	210	0.39	3.64
50.	47.09	31	203	0.67	4.00	20	208	0.45	4.00	62	192	1.26	4.00	15	208	0.34	4.00	
56.	53.54	27	206	0.60	4.00	18	206	0.39	4.00	54	205	1.19	4.00	14	210	0.30	4.00	
M0332	56.	57.03	25	210	0.58	4.00	17	210	0.38	4.00	51	210	1.15	4.00	13	210	0.29	4.00
	63.	62.87	23	210	0.52	4.00	15	210	0.35	4.00	46	210	1.05	4.00	12	210	0.26	4.00
	71.	69.19	21	210	0.48	4.00	14	210	0.31	4.00	42	210	0.95	4.00	10	210	0.24	4.00
	80.	81.07	18	210	0.41	4.00	12	210	0.27	4.00	36	210	0.81	4.00	8.9	210	0.20	4.00
	100	97.26	15	210	0.34	4.00	10	210	0.22	4.00	30	210	0.68	4.00	7.5	210	0.17	4.00
	112	113.4	13	210	0.29	4.00	8.5	210	0.19	4.00	26	210	0.58	4.00	6.4	210	0.14	4.00
	125	126.0	12	210	0.26	4.00	7.6	210	0.17	4.00	23	210	0.52	4.00	5.8	210	0.13	4.00
	160	151.7	10	210	0.22	4.00	6.3	210	0.14	4.00	19	210	0.43	4.00	4.8	210	0.11	4.00
	180	173.9	8.3	210	0.19	4.00	5.5	210	0.13	4.00	17	210	0.38	4.00	4.2	210	0.09	4.00
	200	197.6	7.3	210	0.17	4.00	4.9	210	0.11	4.00	15	210	0.33	4.00	3.7	210	0.08	4.00
M0342	225	235.0	6.2	210	0.144	4.00	4.1	210	0.095	4.00	12	210	0.287	4.00	3.1	210	0.072	4.00
	250	261.4	5.5	210	0.129	4.00	3.7	210	0.085	4.00	11	210	0.258	4.00	2.8	210	0.065	4.00
	280	287.8	5.0	210	0.117	4.00	3.3	210	0.078	4.00	10	210	0.234	4.00	2.5	210	0.059	4.00
	300	317.3	4.6	210	0.106	4.00	3.0	210	0.070	4.00	9.1	210	0.213	4.00	2.3	210	0.053	4.00
	360	365.0	4.0	210	0.092	4.00	2.6	210	0.061	4.00	7.9	210	0.185	4.00	2.0	210	0.046	4.00
	400	401.7	3.6	210	0.084	4.00	2.4	210	0.056	4.00	7.2	210	0.168	4.00	1.8	210	0.042	4.00
	450	436.7	3.1	210	0.077	4.00	2.2	210	0.051	4.00	6.6	210	0.155	4.00	1.7	210	0.039	4.00
	500	511.7	2.8	210	0.066	4.00	1.9	210	0.044	4.00	5.7	210	0.132	4.00	1.4	210	0.033	4.00
	650	634.2	2.4	210	0.055	4.00	1.6	210	0.036	4.00	4.7	210	0.110	4.00	1.2	210	0.027	4.00
	730	736.9	2.0	210	0.046	4.00	1.3	210	0.030	4.00	3.9	210	0.092	4.00	0.98	210	0.023	4.00
	860	884.3	1.6	210	0.038	4.00	1.1	210	0.025	4.00	3.3	210	0.076	4.00	0.82	210	0.019	4.00
	10C	1031	1.4	210	0.033	4.00	0.93	210	0.022	4.00	2.8	210	0.065	4.00	0.70	210	0.016	4.00
	11C	1161	1.2	210	0.029	4.00	0.83	210	0.019	4.00	2.5	210	0.058	4.00	0.62	210	0.015	4.00
	13C	1291	1.1	210	0.026	4.00	0.74	210	0.017	4.00	2.2	210	0.052	4.00	0.56	210	0.013	4.00
	15C	1500	0.97	210	0.022	4.00	0.64	210	0.015	4.00	1.9	210	0.045	4.00	0.48	210	0.011	4.00
	18C	1807	0.80	210	0.019	4.00	0.53	210	0.012	4.00	1.6	210	0.037	4.00	0.40	210	0.009	4.00
	20C	2051	0.71	210	0.016	4.00	0.47	210	0.011	4.00	1.4	210	0.033	4.00	0.35	210	0.008	4.00
	24C	2350	0.62	210	0.014	4.00	0.41	210	0.010	4.00	1.2	210	0.029	4.00	0.31	210	0.007	4.00
27C	2671	0.54	210	0.013	4.00	0.36	210	0.008	4.00	1.1	210	0.025	4.00	0.27	210	0.006	4.00	
M0352	27C	2632	0.55	210	0.013	4.00	0.36	210	0.009	4.00	1.1	210	0.026	4.00	0.28	210	0.006	4.00
	32C	3068	0.47	210	0.011	4.00	0.31	210	0.007	4.00	0.95	210	0.022	4.00	0.24	210	0.006	4.00
	36C	3681	0.39	210	0.009	4.00	0.26	210	0.006	4.00	0.79	210	0.018	4.00	0.20	210	0.005	4.00
	40C	4091	0.35	210	0.008	4.00	0.23	210	0.005	4.00	0.71	210	0.017	4.00	0.18	210	0.004	4.00
	46C	4609	0.31	210	0.007	4.00	0.21	210	0.005	4.00	0.63	210	0.015	4.00	0.16	210	0.004	4.00
	55C	5550	0.26	210	0.006	4.00	0.17	210	0.004	4.00	0.52	210	0.012	4.00	0.13	210	0.003	4.00
	65C	6452	0.22	210	0.005	4.00	0.15	210	0.003	4.00	0.45	210	0.011	4.00	0.11	210	0.003	4.00
	74C	7396	0.20	210	0.005	4.00	0.13	210	0.003	4.00	0.39	210	0.009	4.00	0.098	210	0.002	4.00
	84C	8394	0.17	210	0.004	4.00	0.11	210	0.003	4.00	0.35	210	0.008	4.00	0.086	210	0.002	4.00
	95C	9540	0.15	210	0.004	4.00	0.10	210	0.002	4.00	0.30	210	0.007	4.00	0.076	210	0.002	4.00
10K	10845	0.13	210	0.003	4.00	0.089	210	0.002	4.00	0.27	210	0.006	4.00	0.067	210	0.002	4.00	

Key: Pm= Input Power (kW) M2= Output Torque (Nm) i= Exact Ratio n2= Output Speed (rpm) Fra = Overhung load (kN)

	in	l	n1 = 1450					n1 = 960					n1 = 2900					n1 = 725				
			n2	M2	Pm	Fra	n2	M2	Pm	Fra	n2	M2	Pm	Fra	n2	M2	Pm	Fra	n2	M2	Pm	Fra
M0522	3.6	3.585	404	292	12.62	3.81	268	293	8.38	4.09	809	263	22.73	2.65	702	293	6.33	4.38				
	5.0	5.040	288	382	11.74	4.02	190	383	7.79	4.45	575	317	19.49	3.37	144	383	5.89	4.77				
	5.6	5.649	257	409	11.22	4.13	170	412	7.48	4.57	513	336	18.43	3.65	128	413	5.66	4.90				
	6.3	6.341	229	413	10.09	4.25	151	413	6.68	4.71	457	364	17.79	3.74	114	414	5.06	5.05				
	8.0	8.053	180	441	8.48	4.51	119	450	5.73	4.99	360	381	14.66	3.86	90	450	4.33	5.38				
	9.0	9.129	159	450	7.64	4.66	105	450	5.06	5.15	318	381	12.93	3.92	79	450	3.82	5.65				
	11.	10.889	133	450	6.40	4.86	88	450	4.24	5.43	266	406	11.55	4.09	67	450	3.20	6.04				
	12.	12.54	116	426	5.26	5.03	77	427	3.49	5.73	231	418	10.33	4.23	58	426	2.63	6.38				
	14.	14.58	99	450	4.78	5.22	66	450	3.17	6.07	199	432	9.18	4.44	50	450	2.39	6.76				
	16.	16.31	89	450	4.27	5.41	59	450	2.83	6.34	178	442	8.40	4.53	44	450	2.14	6.81				
	18.	17.39	83	450	4.01	5.50	55	450	2.65	6.49	167	448	7.98	4.60	42	450	2.00	6.79				
	20.	20.61	70	450	3.38	5.92	47	450	2.24	6.82	141	450	6.77	4.79	35	450	1.69	6.82				
	22.	22.00	66	450	3.17	6.07	44	450	2.10	6.80	132	450	6.34	4.87	33	450	1.58	6.80				
	28.	27.30	53	450	2.55	6.59	35	450	1.69	6.63	106	450	5.13	5.13	27	450	1.28	6.32				
	32.	32.19	45	450	2.17	6.81	30	450	1.43	6.81	90	450	4.33	5.38	25	450	1.08	6.81				
	36.	35.25	41	450	1.98	6.79	27	450	1.31	6.79	82	450	3.96	5.58	21	450	0.99	6.79				
	45.	43.20	34	425	1.52	6.58	22	439	1.04	6.58	67	439	3.15	6.03	17	439	0.79	6.58				
50.	48.15	30	380	1.22	6.76	20	380	0.81	6.76	60	380	2.45	6.28	15	380	0.61	6.76					
56.	54.00	27	270	0.77	7.20	18	270	0.51	7.20	54	270	1.55	6.90	13	270	0.39	7.20					
M0532	56.	58.38	25	450	1.21	7.20	16	450	0.80	7.20	50	443	2.38	6.14	12	450	0.60	7.20				
	63.	64.29	23	450	1.10	7.20	15	450	0.73	7.20	45	431	2.10	6.38	11	450	0.55	7.20				
	71.	73.95	20	450	0.95	7.20	13	450	0.63	7.20	39	443	1.88	6.73	10	450	0.48	7.20				
	80.	80.40	18	450	0.88	7.20	12	450	0.58	7.20	36	450	1.75	6.65	9.0	450	0.44	7.20				
	100	96.52	15	450	0.73	7.20	10	450	0.48	7.20	30	370	1.20	6.46	7.5	450	0.36	7.20				
	112	115.8	13	450	0.61	7.20	8.3	450	0.40	7.20	25	380	1.03	6.25	6.3	450	0.30	7.20				
	125	130.5	11	450	0.54	7.20	7.4	450	0.36	7.20	22	387	0.93	6.10	5.6	450	0.27	7.20				
	160	151.7	10	450	0.46	7.20	6.3	450	0.31	7.20	19	396	0.82	7.20	4.8	450	0.23	7.20				
	180	172.2	8.4	450	0.41	7.20	5.6	450	0.27	7.20	17	404	0.73	7.20	4.2	450	0.20	7.20				
	200	195.8	7.4	450	0.36	7.20	4.9	450	0.24	7.20	15	411	0.66	7.20	3.7	450	0.18	7.20				
	M0542	225	232.8	6.2	450	0.31	7.20	4.1	450	0.21	7.20	12	450	0.62	7.20	3.1	450	0.16	7.20			
		250	260.5	5.6	450	0.28	7.20	3.7	450	0.18	7.20	11	450	0.56	7.20	2.8	450	0.14	7.20			
280		277.6	5.2	450	0.26	7.20	3.5	450	0.17	7.20	10	450	0.52	7.20	2.6	450	0.13	7.20				
300		305.7	4.7	450	0.24	7.20	3.1	450	0.16	7.20	9.5	450	0.47	7.20	2.4	450	0.12	7.20				
360		362.3	4.0	450	0.20	7.20	2.6	450	0.13	7.20	8.0	450	0.40	7.20	2.0	450	0.10	7.20				
400		416.8	3.5	450	0.17	7.20	2.3	450	0.11	7.20	7.0	450	0.35	7.20	1.7	450	0.087	7.20				
450		445.0	3.3	450	0.16	7.20	2.2	450	0.11	7.20	6.5	450	0.32	7.20	1.6	450	0.081	7.20				
500		483.8	3.0	450	0.15	7.20	2.0	450	0.099	7.20	6.0	450	0.30	7.20	1.5	450	0.075	7.20				
650		600.3	2.4	450	0.12	7.20	1.6	450	0.080	7.20	4.8	450	0.24	7.20	1.2	450	0.060	7.20				
730		720.7	2.0	450	0.10	7.20	1.3	450	0.066	7.20	4.0	450	0.20	7.20	1.0	450	0.050	7.20				
860		849.8	1.7	450	0.085	7.20	1.1	450	0.056	7.20	3.4	450	0.17	7.20	0.85	450	0.043	7.20				
10C		1020	1.4	450	0.071	7.20	0.94	450	0.047	7.20	2.8	450	0.14	7.20	0.71	450	0.035	7.20				
11C		1117	1.3	450	0.065	7.20	0.86	450	0.043	7.20	2.6	450	0.13	7.20	0.65	450	0.032	7.20				
13C		1258	1.2	450	0.057	7.20	0.76	450	0.038	7.20	2.3	450	0.11	7.20	0.58	450	0.029	7.20				
15C		1542	0.94	450	0.047	7.20	0.62	450	0.031	7.20	1.9	450	0.094	7.20	0.47	450	0.023	7.20				
18C		1792	0.81	450	0.040	7.20	0.54	450	0.027	7.20	1.6	450	0.081	7.20	0.40	450	0.020	7.20				
20C		1998	0.73	380	0.031	7.20	0.48	380	0.020	7.20	1.5	380	0.061	7.20	0.36	380	0.015	7.20				
24C	2268	0.64	380	0.027	7.20	0.42	380	0.018	7.20	1.3	380	0.054	7.20	0.32	380	0.013	7.20					
27C	2578	0.56	380	0.024	7.20	0.37	380	0.016	7.20	1.1	380	0.047	7.20	0.28	380	0.012	7.20					
M0552	27C	2655	0.55	450	0.027	7.20	0.38	450	0.018	7.20	1.1	450	0.055	7.20	0.27	450	0.014	7.20				
	32C	3095	0.47	450	0.023	7.20	0.31	450	0.016	7.20	0.94	450	0.047	7.20	0.23	450	0.012	7.20				
	36C	3650	0.40	450	0.020	7.20	0.26	450	0.013	7.20	0.79	450	0.040	7.20	0.20	450	0.010	7.20				
	40C	4055	0.36	450	0.018	7.20	0.24	450	0.012	7.20	0.72	450	0.036	7.20	0.18	450	0.009	7.20				
	46C	4440	0.33	450	0.016	7.20	0.22	450	0.011	7.20	0.65	450	0.033	7.20	0.16	450	0.008	7.20				
	55C	5347	0.27	450	0.014	7.20	0.18	450	0.009	7.20	0.54	450	0.027	7.20	0.14	450	0.007	7.20				
	65C	6553	0.22	450	0.011	7.20	0.15	450	0.007	7.20	0.44	450	0.022	7.20	0.11	450	0.006	7.20				
	74C	7511	0.19	450	0.010	7.20	0.13	450	0.006	7.20	0.39	450	0.019	7.20	0.097	450	0.005	7.20				
	84C	8372	0.17	380	0.007	7.20	0.11	380	0.005	7.20	0.35	380	0.015	7.20	0.087	380	0.004	7.20				
	95C	9514	0.15	380	0.006	7.20	0.10	380	0.004	7.20	0.30	380	0.013	7.20	0.076	380	0.003	7.20				
10K	10670	0.14	270	0.004	7.20	0.090	270	0.003	7.20	0.27	270	0.008	7.20	0.068	270	0.002	7.20					

Key: Pm= Input Power (kW) M2= Output Torque (Nm) i= Exact Ratio n2= Output Speed (rpm) Fra = Overhung load (kN)

			n1 = 1450			n1 = 960			n1 = 2900			n1 = 725						
	in	i	n2	M2	Pm	Fra	n2	M2	Pm	Fra	n2	M2	Pm	Fra	n2	M2	Pm	Fra
M0622																		
5.0	4.438	327	362	12.64	7.20	216	363	8.39	7.20	653	326	22.76	6.03	163	363	6.34	7.20	
5.6	6.240	232	473	11.74	6.93	154	474	7.79	7.20	465	393	19.52	5.97	116	474	5.88	7.20	
6.3	6.994	207	510	11.30	7.14	137	511	7.49	7.20	415	416	18.43	6.23	104	511	5.66	7.20	
8.0	7.851	185	512	10.10	7.20	122	512	6.69	7.20	369	436	17.21	6.39	92	512	5.05	7.20	
9.0	9.970	145	594	9.23	7.20	96	594	6.11	7.20	291	484	15.04	6.59	73	594	4.62	7.20	
11.	11.30	128	604	8.28	7.20	85	607	5.51	7.20	257	507	13.90	6.78	64	607	4.16	7.20	
12.	13.48	108	613	7.05	7.20	71	625	4.76	7.20	215	538	12.37	7.08	54	628	3.61	7.20	
14.	15.52	93	528	5.27	7.20	62	625	4.13	7.20	187	527	10.52	7.20	47	528	2.64	7.20	
16.	18.05	80	596	5.12	7.20	53	625	3.55	7.20	161	584	10.03	7.20	40	597	2.56	7.20	
18.	20.20	72	625	4.79	7.20	48	625	3.17	7.20	144	598	9.17	7.20	36	625	2.40	7.20	
20.	21.53	67	625	4.50	7.20	45	625	2.98	7.20	135	600	8.64	7.20	34	625	2.25	7.20	
22.	25.51	57	625	3.80	7.20	38	625	2.51	7.20	114	610	7.41	7.20	28	625	1.90	7.20	
28.	27.24	53	625	3.55	7.20	35	625	2.35	7.20	106	614	6.98	7.20	27	625	1.78	7.20	
32.	33.80	43	625	2.86	7.20	28	625	1.90	7.20	86	625	5.73	7.20	21	625	1.43	7.20	
36.	39.86	36	625	2.43	7.20	24	625	1.61	7.20	73	625	4.86	7.20	18	625	1.21	7.20	
45.	43.64	33	625	2.22	7.20	22	625	1.47	7.20	66	625	4.44	7.20	17	625	1.11	7.20	
50.	53.49	27	526	1.52	7.20	18	544	1.04	7.20	54	514	2.98	7.20	14	557	0.81	7.20	
56.	59.61	24	470	1.22	7.20	16	470	0.81	7.20	49	470	2.44	7.20	12	470	0.61	7.20	
63.	66.86	22	334	0.77	7.20	14	334	0.51	7.20	43	334	1.55	7.20	11	334	0.39	7.20	
M0632																		
63.	72.28	20	625	1.35	7.20	13	625	0.90	7.20	40	549	2.38	7.20	10	625	0.68	7.20	
71.	79.60	18	625	1.23	7.20	12	625	0.81	7.20	36	534	2.10	7.20	9.1	625	0.61	7.20	
80.	91.56	16	625	1.07	7.20	10	625	0.71	7.20	32	549	1.88	7.20	7.9	625	0.53	7.20	
100	99.54	15	625	0.98	7.20	10	625	0.65	7.20	29	558	1.75	7.20	7.3	625	0.49	7.20	
112	119.5	12	625	0.82	7.20	8.0	625	0.54	7.20	24	585	1.53	7.20	6.1	625	0.41	7.20	
125	143.4	10	625	0.68	7.20	6.7	625	0.45	7.20	20	613	1.34	7.20	5.1	625	0.34	7.20	
160	161.6	9.0	625	0.61	7.20	5.9	625	0.40	7.20	18	625	1.21	7.20	4.5	625	0.30	7.20	
180	187.8	7.7	625	0.52	7.20	5.1	625	0.34	7.20	15	625	1.04	7.20	3.9	625	0.26	7.20	
200	213.2	6.8	625	0.46	7.20	4.5	625	0.30	7.20	14	625	0.92	7.20	3.4	625	0.23	7.20	
225	242.4	6.0	598	0.39	7.20	4.0	623	0.27	7.20	12	575	0.74	7.20	3.0	625	0.20	7.20	
M0642																		
280	272.9	5.3	625	0.37	7.20	3.5	625	0.24	7.20	11	625	0.74	7.20	2.7	625	0.18	7.20	
300	313.9	4.6	625	0.32	7.20	3.1	625	0.21	7.20	9.2	625	0.64	7.20	2.3	625	0.16	7.20	
360	365.1	4.0	625	0.28	7.20	2.6	625	0.18	7.20	7.9	625	0.55	7.20	2.0	625	0.14	7.20	
400	396.9	3.7	625	0.25	7.20	2.4	625	0.17	7.20	7.3	625	0.51	7.20	1.8	625	0.13	7.20	
450	444.1	3.3	625	0.23	7.20	2.2	625	0.15	7.20	6.5	625	0.45	7.20	1.6	625	0.11	7.20	
500	533.1	2.7	625	0.19	7.20	1.8	625	0.12	7.20	5.4	625	0.38	7.20	1.4	625	0.094	7.20	
650	568.2	2.6	625	0.18	7.20	1.7	625	0.12	7.20	5.1	625	0.35	7.20	1.3	625	0.088	7.20	
730	681.9	2.1	625	0.15	7.20	1.4	625	0.098	7.20	4.3	625	0.29	7.20	1.1	625	0.074	7.20	
860	808.1	1.8	625	0.12	7.20	1.2	625	0.082	7.20	3.6	625	0.25	7.20	0.90	625	0.062	7.20	
10C	972.2	1.5	625	0.10	7.20	0.99	625	0.068	7.20	3.0	625	0.21	7.20	0.75	625	0.052	7.20	
11C	1130	1.3	625	0.089	7.20	0.85	625	0.059	7.20	2.6	625	0.18	7.20	0.64	625	0.044	7.20	
13C	1402	1.0	625	0.072	7.20	0.68	625	0.047	7.20	2.1	625	0.14	7.20	0.52	625	0.036	7.20	
15C	1592	0.91	625	0.063	7.20	0.60	625	0.042	7.20	1.8	625	0.13	7.20	0.46	625	0.032	7.20	
18C	1877	0.77	625	0.057	7.20	0.51	625	0.035	7.20	1.5	625	0.11	7.20	0.39	625	0.027	7.20	
20C	2055	0.71	625	0.049	7.20	0.47	625	0.032	7.20	1.4	625	0.098	7.20	0.35	625	0.024	7.20	
24C	2337	0.62	625	0.043	7.20	0.41	625	0.028	7.20	1.2	625	0.086	7.20	0.31	625	0.021	7.20	
27C	2519	0.58	625	0.040	7.20	0.38	625	0.026	7.20	1.2	625	0.080	7.20	0.29	625	0.020	7.20	
M0652																		
27C	2649	0.53	625	0.038	7.20	0.36	625	0.025	7.20	1.1	625	0.076	7.20	0.27	625	0.019	7.20	
32C	3088	0.47	625	0.033	7.20	0.31	625	0.022	7.20	0.94	625	0.065	7.20	0.23	625	0.016	7.20	
36C	3832	0.38	625	0.026	7.20	0.25	625	0.017	7.20	0.76	625	0.053	7.20	0.19	625	0.013	7.20	
40C	4258	0.34	625	0.024	7.20	0.23	625	0.016	7.20	0.68	625	0.047	7.20	0.17	625	0.012	7.20	
46C	5021	0.29	625	0.020	7.20	0.19	625	0.013	7.20	0.58	625	0.040	7.20	0.14	625	0.010	7.20	
55C	6046	0.24	625	0.017	7.20	0.16	625	0.011	7.20	0.48	625	0.033	7.20	0.12	625	0.008	7.20	
65C	6620	0.22	625	0.015	7.20	0.15	625	0.010	7.20	0.44	625	0.030	7.20	0.11	625	0.008	7.20	
74C	7588	0.19	625	0.013	7.20	0.13	625	0.009	7.20	0.38	625	0.027	7.20	0.096	625	0.007	7.20	
84C	8624	0.17	625	0.012	7.20	0.11	625	0.008	7.20	0.34	625	0.023	7.20	0.084	625	0.006	7.20	
95C	9300	0.16	625	0.011	7.20	0.10	625	0.007	7.20	0.31	625	0.022	7.20	0.078	625	0.005	7.20	
10K	10569	0.14	625	0.010	7.20	0.091	625	0.006	7.20	0.27	625	0.019	7.20	0.069	625	0.005	7.20	

Key: Pm= input Power (kW) M2= Output Torque (Nm) = Exact Ratio n2= Output Speed (rpm) Fra = Overhung load (kN)

	n1 = 1450						n1 = 960						n1 = 2900						n1 = 725					
	in	l	n2	M2	Pm	Fra	n2	M2	Pm	Fra	n2	M2	Pm	Fra	n2	M2	Pm	Fra	n2	M2	Pm	Fra		
M0722	3.6	3.678	394	306	12.89	7.92	261	306	8.53	8.51	788	304	25.61	6.16	197	307	6.47	9.08						
	5.0	5.094	285	425	12.93	7.15	188	425	8.56	8.36	569	423	25.73	5.44	142	426	6.48	9.24						
	5.6	5.722	253	477	12.92	6.50	168	478	8.57	7.74	507	446	24.15	5.48	127	478	6.47	8.64						
	6.3	6.292	230	525	12.93	5.89	153	526	8.58	7.16	461	464	22.85	5.44	115	526	6.48	8.08						
	8.0	8.218	176	655	12.35	5.02	117	687	8.57	5.72	353	519	19.57	4.95	88	687	6.48	6.37						
	9.0	9.344	155	689	11.42	5.23	109	743	8.16	5.94	310	547	18.14	4.70	78	780	6.47	6.89						
	11.	11.35	128	726	9.91	5.55	85	773	6.99	6.54	256	588	16.05	4.44	64	811	5.54	7.73						
	12.	12.48	116	740	9.19	5.72	77	793	6.52	6.92	232	611	15.17	5.58	58	819	5.08	8.07						
	14.	14.34	101	761	8.22	5.97	67	806	5.77	7.53	202	644	13.92	4.80	51	830	4.48	7.83						
	16.	16.26	89	786	7.49	6.33	59	818	5.16	8.08	178	684	13.03	5.01	45	841	4.01	7.60						
	18.	17.94	81	794	6.86	6.72	54	825	4.72	7.94	162	700	12.09	5.17	40	850	3.67	7.39						
	20.	20.54	71	804	6.06	7.30	47	837	4.18	7.67	141	731	11.03	5.40	35	861	3.25	7.14						
	22.	23.23	62	813	5.42	7.83	41	847	3.74	7.44	125	748	9.98	5.61	31	865	2.88	6.88						
	28.	26.93	54	825	4.75	7.94	36	860	3.28	7.16	108	768	8.84	5.87	27	865	2.49	6.58						
	32.	32.12	45	840	4.05	7.60	30	865	2.76	6.81	90	786	7.58	6.28	23	865	2.09	6.23						
	36.	35.17	41	847	3.73	7.44	27	865	2.52	6.63	82	792	6.98	6.65	21	865	1.91	6.01						
	45.	42.21	34	863	3.17	7.09	23	865	2.10	6.23	69	806	5.92	7.42	17	865	1.59	5.61						
	50.	48.56	30	700	2.23	8.60	20	701	1.48	8.35	60	700	4.47	8.99	15	701	1.12	8.35						
56.	53.96	27	596	1.71	10.00	18	596	1.13	10.00	54	596	3.42	10.00	13	596	0.86	10.00							
M0732	56.	58.95	25	754	2.00	10.00	16	865	1.52	10.00	49	640	3.40	9.20	12	865	1.15	10.00						
	63.	62.83	23	770	1.92	10.00	15	865	1.43	10.00	46	650	3.24	9.04	12	865	1.08	10.00						
	71.	74.47	19	815	1.71	10.00	13	865	1.20	10.00	39	673	2.83	8.59	10	865	0.91	10.00						
	80.	79.51	18	833	1.64	10.00	12	865	1.13	10.00	36	682	2.69	8.41	9.1	865	0.85	10.00						
	100	98.66	15	865	1.37	10.00	10	865	0.91	10.00	29	714	2.27	7.81	7.3	865	0.69	10.00						
	112	116.3	12	865	1.16	10.00	8.3	865	0.77	10.00	25	751	2.02	8.10	6.2	874	0.59	10.00						
	125	127.4	11	865	1.06	10.00	7.5	865	0.70	10.00	23	775	1.90	8.20	5.7	880	0.54	10.00						
	160	156.1	9.3	865	0.87	10.00	6.1	875	0.58	10.00	19	828	1.66	10.00	4.6	880	0.44	10.00						
	180	174.0	8.3	865	0.78	10.00	5.5	880	0.52	10.00	17	858	1.54	10.00	4.2	880	0.40	10.00						
	200	195.2	7.4	865	0.69	10.00	4.9	880	0.47	10.00	15	868	1.39	10.00	3.7	880	0.35	10.00						
	M0742	225	229.0	6.3	880	0.62	10.00	4.2	880	0.41	10.00	13	880	1.23	10.00	3.2	880	0.31	10.00					
		250	259.7	5.6	880	0.54	10.00	3.7	880	0.36	10.00	11	880	1.09	10.00	2.8	880	0.27	10.00					
280		286.5	5.1	880	0.49	10.00	3.4	880	0.33	10.00	10	880	0.99	10.00	2.5	880	0.25	10.00						
300		315.4	4.6	880	0.45	10.00	3.0	880	0.30	10.00	9.2	880	0.90	10.00	2.3	880	0.22	10.00						
360		361.2	4.0	880	0.39	10.00	2.7	880	0.26	10.00	8.0	880	0.78	10.00	2.0	880	0.20	10.00						
400		415.5	3.5	880	0.34	10.00	2.3	880	0.23	10.00	7.0	880	0.68	10.00	1.7	880	0.17	10.00						
450		469.8	3.1	880	0.30	10.00	2.0	880	0.20	10.00	6.2	880	0.60	10.00	1.5	880	0.15	10.00						
500		510.7	2.8	880	0.28	10.00	1.9	880	0.18	10.00	5.7	880	0.55	10.00	1.4	880	0.14	10.00						
650		592.1	2.4	880	0.24	10.00	1.6	880	0.16	10.00	4.9	880	0.48	10.00	1.2	880	0.12	10.00						
730		710.8	2.0	880	0.20	10.00	1.4	880	0.13	10.00	4.1	880	0.40	10.00	1.0	880	0.099	10.00						
860		847.8	1.7	880	0.17	10.00	1.1	880	0.11	10.00	3.4	880	0.33	10.00	0.86	880	0.083	10.00						
10C		1017	1.4	880	0.14	10.00	0.94	880	0.092	10.00	2.9	880	0.28	10.00	0.71	880	0.069	10.00						
11C		1114	1.3	880	0.13	10.00	0.86	880	0.084	10.00	2.6	880	0.25	10.00	0.65	880	0.063	10.00						
13C		1255	1.2	880	0.11	10.00	0.76	880	0.075	10.00	2.3	880	0.23	10.00	0.58	880	0.056	10.00						
15C		1506	0.96	880	0.094	10.00	0.64	880	0.062	10.00	1.9	880	0.19	10.00	0.48	880	0.047	10.00						
18C		1751	0.83	880	0.081	10.00	0.55	880	0.053	10.00	1.7	880	0.16	10.00	0.41	880	0.040	10.00						
20C		2015	0.72	880	0.070	10.00	0.48	880	0.046	10.00	1.4	880	0.14	10.00	0.36	880	0.035	10.00						
24C		2287	0.63	880	0.062	10.00	0.42	880	0.041	10.00	1.3	880	0.12	10.00	0.32	880	0.031	10.00						
27C	2600	0.56	880	0.054	10.00	0.37	880	0.036	10.00	1.1	880	0.11	10.00	0.28	880	0.027	10.00							
M0752	27C	2619	0.55	880	0.054	10.00	0.37	880	0.036	10.00	1.1	880	0.11	10.00	0.28	880	0.027	10.00						
	32C	3053	0.47	880	0.047	10.00	0.31	880	0.031	10.00	0.95	880	0.093	10.00	0.24	880	0.023	10.00						
	36C	3641	0.40	880	0.039	10.00	0.26	880	0.026	10.00	0.80	880	0.078	10.00	0.20	880	0.020	10.00						
	40C	4046	0.36	880	0.035	10.00	0.24	880	0.023	10.00	0.72	880	0.070	10.00	0.18	880	0.018	10.00						
	46C	4431	0.33	880	0.032	10.00	0.22	880	0.021	10.00	0.65	880	0.064	10.00	0.16	880	0.016	10.00						
	55C	5335	0.27	880	0.027	10.00	0.18	880	0.018	10.00	0.54	880	0.053	10.00	0.14	880	0.013	10.00						
	65C	6403	0.23	880	0.022	10.00	0.15	880	0.015	10.00	0.45	880	0.044	10.00	0.11	880	0.011	10.00						
	74C	7339	0.20	880	0.019	10.00	0.13	880	0.013	10.00	0.40	880	0.039	10.00	0.099	880	0.010	10.00						
	84C	8443	0.17	880	0.017	10.00	0.11	880	0.011	10.00	0.34	880	0.034	10.00	0.086	880	0.008	10.00						
	95C	9596	0.15	880	0.015	10.00	0.10	880	0.010	10.00	0.30	880	0.030	10.00	0.076	880	0.007	10.00						
	10K	10662	0.14	880	0.013	10.00	0.090	880	0.009	10.00	0.27	880	0.027	10.00	0.068	880	0.007	10.00						

Key: Pm= Input Power (kW) M2= Output Torque (Nm) I= Exact Ratio n2= Output Speed (rpm) Fra = Overhung load (kN)

	in	l	n1 = 1450				n1 = 960				n1 = 2900				n1 = 725			
			n2	M2	Pm	Fra	n2	M2	Pm	Fra	n2	M2	Pm	Fra	n2	M2	Pm	Fra
M0922	3.6	3.685	393	1420	59.70	13.20	261	1610	44.82	12.50	787	1130	95.02	9.54	197	1750	36.79	12.40
	5.0	5.073	286	1610	49.17	12.10	189	1830	37.00	11.90	572	1310	80.02	10.10	143	1990	30.39	12.10
	5.6	5.686	255	1680	45.78	11.30	169	1910	34.46	11.90	510	1370	74.66	10.40	128	2070	28.20	12.10
	6.3	6.382	227	1760	42.73	11.70	150	1990	31.98	11.80	454	1420	68.94	10.80	114	2160	26.22	12.00
	8.0	8.224	176	1920	36.17	11.40	117	2170	27.07	11.70	353	1560	58.78	11.60	88	2360	22.23	11.80
	9.0	9.188	158	2000	33.72	11.40	104	2260	25.21	11.60	316	1620	54.63	11.60	79	2460	20.74	11.70
	11	11.47	126	2150	29.04	11.30	84	2440	21.82	11.50	253	1750	47.28	11.30	63	2650	17.90	11.80
	12	12.74	114	2230	27.12	11.30	75	2520	20.29	11.40	228	1810	44.02	11.10	57	2740	16.66	12.20
	14	14.53	100	2330	24.84	11.30	66	2630	18.57	11.40	200	1890	40.31	10.90	50	2860	15.25	12.80
	16	16.34	89	2450	23.23	10.90	59	2770	17.39	11.50	177	1990	37.74	10.70	44	3020	14.32	12.90
	18	18.50	78	2520	21.10	11.10	52	2850	15.80	12.40	157	2040	34.17	11.00	39	3100	12.98	13.90
	20	20.59	70	2600	19.56	11.10	47	2950	14.70	12.90	141	2110	31.75	11.00	35	3100	11.66	15.20
	22	22.87	63	2690	18.22	11.30	42	3050	13.68	13.40	127	2190	29.67	10.90	32	3110	10.53	17.10
	28	27.98	52	2870	15.89	12.20	34	3110	11.40	14.90	104	2280	25.25	11.40	26	3110	8.61	19.50
	32	32.31	45	2940	14.10	13.50	30	3110	9.87	17.00	90	2320	22.35	12.00	22	3110	7.46	19.80
	36	35.67	41	2970	12.90	14.70	27	3110	8.94	18.70	81	2350	20.41	12.50	20	3110	6.75	19.80
45	43.35	33	3060	10.94	16.80	22	3110	7.36	16.90	67	2420	17.30	13.30	17	3110	5.56	16.70	
50	49.07	30	2860	9.03	20.50	20	2860	5.98	20.50	59	2430	15.34	14.90	15	2870	4.53	20.50	
56	55.18	26	2650	7.44	20.50	17	2650	4.93	20.50	53	2430	13.65	16.50	13	2650	3.72	20.50	
M0932	56	59.07	25	3110	8.24	20.50	16	3110	5.40	20.50	49	2660	14.10	15.10	12	3110	4.12	20.50
	63	64.64	22	3110	7.53	20.50	15	3110	4.99	20.50	45	2730	13.22	15.70	11	3110	3.77	20.50
	71	73.13	20	3110	6.66	20.50	13	3110	4.41	20.50	40	2830	12.11	16.40	9.9	3110	3.33	20.50
	80	82.55	18	3110	5.90	20.50	12	3110	3.90	20.50	35	2940	11.15	17.20	8.8	3110	2.95	20.50
	100	100.1	14	3110	4.86	20.50	9.6	3110	3.22	20.50	29	3110	9.73	18.60	7.2	3110	2.43	20.50
	112	116.7	12	3110	4.17	20.50	8.2	3110	2.76	20.50	25	3110	8.34	20.50	6.2	3110	2.09	20.50
	125	128.2	11	3110	3.80	20.50	7.5	3110	2.51	20.50	23	3110	7.59	20.50	5.7	3110	1.90	20.50
	160	157.1	9.2	3110	3.10	20.50	6.1	3110	2.05	20.50	18	3110	6.20	20.50	4.6	3110	1.55	20.50
	180	171.6	8.4	3110	2.84	20.50	5.6	3110	1.88	20.50	17	3110	5.67	20.50	4.2	3110	1.42	20.50
	200	197.5	7.3	3110	2.46	20.50	4.9	3110	1.63	20.50	15	3110	4.93	20.50	3.7	3110	1.23	20.50
M0942	225	231.8	6.3	3110	2.16	20.50	4.1	3110	1.43	20.50	13	3110	4.31	20.50	3.1	3110	1.08	20.50
	250	258.1	5.6	3110	1.94	20.50	3.7	3110	1.28	20.50	11	3110	3.87	20.50	2.8	3110	0.97	20.50
	280	286.7	5.1	3110	1.74	20.50	3.3	3110	1.15	20.50	10	3110	3.49	20.50	2.5	3110	0.87	20.50
	300	300.2	4.8	3110	1.68	20.50	3.2	3110	1.10	20.50	9.7	3110	3.33	20.50	2.4	3110	0.83	20.50
	360	358.0	4.1	3110	1.40	20.50	2.7	3110	0.92	20.50	8.1	3110	2.79	20.50	2.0	3110	0.70	20.50
	400	397.7	3.6	3110	1.26	20.50	2.4	3110	0.83	20.50	7.3	3110	2.51	20.50	1.8	3110	0.63	20.50
	450	452.9	3.2	3110	1.10	20.50	2.1	3110	0.73	20.50	6.4	3110	2.21	20.50	1.6	3110	0.55	20.50
	500	503.2	2.9	3110	0.99	20.50	1.9	3110	0.66	20.50	5.8	3110	1.99	20.50	1.4	3110	0.50	20.50
	650	665.8	2.2	3110	0.75	20.50	1.4	3110	0.50	20.50	4.4	3110	1.50	20.50	1.1	3110	0.38	20.50
	730	736.4	2.0	3110	0.68	20.50	1.3	3110	0.45	20.50	3.9	3110	1.36	20.50	0.98	3110	0.34	20.50
	860	882.1	1.6	3110	0.57	20.50	1.1	3110	0.38	20.50	3.3	3110	1.13	20.50	0.82	3110	0.28	20.50
	100	1040	1.4	3110	0.48	20.50	0.92	3110	0.32	20.50	2.8	3110	0.96	20.50	0.70	3110	0.24	20.50
	110	1139	1.3	3110	0.44	20.50	0.84	3110	0.29	20.50	2.5	3110	0.88	20.50	0.64	3110	0.22	20.50
	130	1257	1.2	3110	0.40	20.50	0.76	3110	0.26	20.50	2.3	3110	0.79	20.50	0.58	3110	0.20	20.50
	150	1528	0.95	3110	0.33	20.50	0.63	3110	0.22	20.50	1.9	3110	0.65	20.50	0.47	3110	0.16	20.50
	180	1873	0.77	3110	0.27	20.50	0.51	3110	0.18	20.50	1.5	3110	0.53	20.50	0.39	3110	0.13	20.50
200	2087	0.69	3110	0.24	20.50	0.46	3110	0.16	20.50	1.4	3110	0.48	20.50	0.35	3110	0.12	20.50	
240	2341	0.62	3110	0.21	20.50	0.41	3110	0.14	20.50	1.2	3110	0.43	20.50	0.31	3110	0.11	20.50	
270	2650	0.55	3110	0.19	20.50	0.36	3110	0.12	20.50	1.1	3110	0.38	20.50	0.27	3110	0.094	20.50	
M0952	270	2700	0.54	3110	0.19	20.50	0.36	3110	0.12	20.50	1.1	3110	0.37	20.50	0.27	3110	0.093	20.50
	320	3240	0.45	3110	0.16	20.50	0.30	3110	0.10	20.50	0.90	3110	0.31	20.50	0.22	3110	0.078	20.50
	360	3651	0.40	3110	0.14	20.50	0.26	3110	0.091	20.50	0.79	3110	0.28	20.50	0.20	3110	0.069	20.50
	400	4131	0.35	3110	0.12	20.50	0.23	3110	0.081	20.50	0.70	3110	0.24	20.50	0.18	3110	0.061	20.50
	460	4655	0.31	3110	0.11	20.50	0.21	3110	0.071	20.50	0.62	3110	0.22	20.50	0.16	3110	0.054	20.50
	550	5563	0.26	3110	0.090	20.50	0.17	3110	0.060	20.50	0.52	3110	0.18	20.50	0.13	3110	0.045	20.50
	650	6577	0.22	3110	0.076	20.50	0.15	3110	0.051	20.50	0.44	3110	0.15	20.50	0.11	3110	0.038	20.50
	740	7444	0.19	3110	0.067	20.50	0.13	3110	0.045	20.50	0.39	3110	0.13	20.50	0.097	3110	0.034	20.50
	840	8449	0.17	3110	0.059	20.50	0.11	3110	0.039	20.50	0.34	3110	0.12	20.50	0.086	3110	0.030	20.50
	950	9605	0.15	3110	0.052	20.50	0.10	3110	0.035	20.50	0.30	3110	0.10	20.50	0.075	3110	0.026	20.50
10K	10801	0.13	3110	0.047	20.50	0.089	3110	0.031	20.50	0.27	3110	0.093	20.50	0.067	3110	0.023	20.50	

Key: Pm= Input Power (kW) M2= Output Torque (Nm) i= Exact Ratio n2= Output Speed (rpm) Fra = Overhung load (kN)

	n1 = 1450				n1 = 960				n1 = 2900				n1 = 725					
	in	i	n2	M2	Pm	Fra	n2	M2	Pm	Fra	n2	M2	Pm	Fra	n2	M2	Pm	Fra
M1022	3.6	3.54	410	1760	77.14	20.70	272	1770	51.36	23.50	820	1760	154.27	13.30	205	1770	38.79	24.70
	5.0	4.94	294	2470	77.50	21.90	194	2470	51.31	21.60	587	2260	141.82	12.00	147	2470	38.75	24.10
	5.6	5.37	270	2690	77.61	20.80	179	2690	51.38	20.10	540	2340	135.02	12.20	135	2690	38.80	22.80
	6.3	6.10	238	3020	76.70	19.00	157	3050	51.29	17.70	475	2450	124.45	12.60	119	3060	38.86	20.60
	8.0	7.95	183	3330	64.94	14.30	121	3760	48.54	13.40	365	2700	105.30	13.60	91	3980	38.81	14.40
	9.0	8.58	169	3420	61.77	13.40	112	3870	46.28	13.20	338	2780	100.42	13.90	85	4210	38.02	13.00
	11.	11.02	132	3730	52.44	12.90	87	4220	39.28	12.60	263	3020	84.92	14.10	66	4590	32.27	12.30
	12.	12.51	116	3890	48.18	12.70	77	4400	36.08	12.30	232	3160	78.27	13.70	58	4790	29.66	11.90
	14.	14.16	102	4050	44.31	12.40	68	4590	33.25	11.90	205	3290	71.99	13.20	51	4850	26.53	13.70
	16.	15.98	91	3670	35.58	17.50	60	3670	23.56	22.30	181	3470	67.29	12.20	45	3680	17.84	27.80
	18.	17.75	82	4090	35.70	14.60	54	4090	23.64	20.10	163	3540	61.80	12.50	41	4090	17.85	26.00
	20.	19.41	75	4460	35.60	11.90	49	4470	23.62	18.20	149	3650	58.27	12.40	37	4470	17.84	24.30
	22.	21.57	67	4650	33.40	11.40	45	4690	22.30	18.20	134	3770	54.16	12.20	34	4690	16.84	24.50
	28.	25.49	57	4700	28.57	13.10	38	4700	18.91	21.80	114	3980	48.38	12.00	28	4700	14.28	28.50
32.	30.76	47	5000	25.18	13.70	31	5000	16.67	23.00	94	4220	42.51	11.70	24	5000	12.59	30.00	
36.	35.44	41	5000	21.86	16.80	27	5000	14.47	26.50	82	4410	38.56	11.40	20	5000	10.93	30.00	
45.	41.12	35	5000	18.84	20.10	23	5000	12.47	30.00	71	4640	34.96	10.90	18	5000	9.42	30.00	
50.	47.93	30	4260	13.77	30.00	20	4260	9.12	30.00	61	4250	27.48	16.60	15	4260	6.89	30.00	
56.	51.49	28	3870	11.64	30.00	19	3870	7.71	30.00	56	3870	23.29	21.50	14	3870	5.82	30.00	
M1032	56.	57.63	25	4780	12.98	30.00	17	4780	8.60	30.00	50	3920	21.29	23.20	18	4780	6.49	30.00
	63.	65.24	22	4780	11.47	30.00	15	4780	7.59	30.00	44	4070	19.53	24.30	11	4780	5.73	30.00
	71.	72.62	20	4780	10.30	30.00	13	4780	6.82	30.00	40	4200	18.11	25.40	10	4780	5.15	30.00
	80.	80.68	18	4780	9.27	30.00	12	4780	6.14	30.00	36	4340	16.84	26.40	9.0	4780	4.64	30.00
	100	98.68	15	4780	7.58	30.00	9.7	4780	5.02	30.00	29	4610	14.62	28.60	7.3	4780	3.79	30.00
	112	114.0	13	4780	6.56	30.00	8.4	4780	4.35	30.00	25	4780	13.13	30.00	6.4	4780	3.28	30.00
	125	125.8	12	4780	5.95	30.00	7.6	4780	3.94	30.00	23	4780	11.90	30.00	5.8	4780	2.97	30.00
	160	152.9	8.5	4780	4.89	30.00	6.3	4780	3.24	30.00	19	4780	9.90	30.00	4.7	4780	2.45	30.00
	180	173.1	8.4	4780	4.32	30.00	5.5	4780	2.85	30.00	17	4780	8.64	30.00	4.2	4780	2.16	30.00
	200	194.6	7.5	4780	3.84	30.00	4.9	4780	2.55	30.00	15	4780	7.69	30.00	3.7	4780	1.92	30.00
	M1042	225	220.2	6.6	4780	3.49	30.00	4.4	4780	2.31	30.00	13	4780	6.97	30.00	3.3	4780	1.74
250		254.6	5.7	4780	3.02	30.00	3.8	4780	2.00	30.00	11	4780	6.03	30.00	2.8	4780	1.51	30.00
280		278.4	5.2	4780	2.76	30.00	3.4	4780	1.83	30.00	10	4780	5.52	30.00	2.6	4780	1.38	30.00
300		309.3	4.7	4780	2.48	30.00	3.1	4780	1.64	30.00	9.4	4780	4.97	30.00	2.3	4780	1.24	30.00
360		365.6	4.0	4780	2.10	30.00	2.6	4780	1.39	30.00	7.9	4780	4.20	30.00	2.0	4780	1.05	30.00
400		398.7	3.6	4780	1.93	30.00	2.4	4780	1.28	30.00	7.3	4780	3.85	30.00	1.9	4780	0.96	30.00
450		457.2	3.2	4780	1.68	30.00	2.1	4780	1.11	30.00	6.3	4780	3.36	30.00	1.6	4780	0.84	30.00
500		500.9	2.9	4780	1.53	30.00	1.9	4780	1.02	30.00	5.8	4780	3.07	30.00	1.4	4780	0.77	30.00
650		635.7	2.3	4780	1.21	30.00	1.5	4780	0.80	30.00	4.6	4780	2.42	30.00	1.1	4780	0.60	30.00
730		728.0	2.0	4780	1.05	30.00	1.3	4780	0.70	30.00	4.0	4780	2.13	30.00	1.0	4780	0.53	30.00
860		844.7	1.7	4780	0.91	30.00	1.1	4780	0.60	30.00	3.4	4780	1.82	30.00	0.86	4780	0.45	30.00
10C		987.8	1.5	4780	0.78	30.00	0.97	4780	0.51	30.00	2.9	4780	1.55	30.00	0.73	4780	0.39	30.00
11C		1107	1.3	4780	0.69	30.00	0.87	4780	0.46	30.00	2.6	4780	1.39	30.00	0.65	4780	0.35	30.00
13C		1321	1.1	4780	0.58	30.00	0.73	4780	0.38	30.00	2.2	4780	1.16	30.00	0.55	4780	0.29	30.00
15C		1496	0.97	4780	0.51	30.00	0.64	4780	0.34	30.00	1.9	4780	1.03	30.00	0.48	4780	0.26	30.00
18C		1736	0.84	4780	0.44	30.00	0.55	4780	0.29	30.00	1.7	4780	0.88	30.00	0.42	4780	0.22	30.00
20C		1997	0.73	4780	0.38	30.00	0.48	4780	0.25	30.00	1.5	4780	0.77	30.00	0.36	4780	0.19	30.00
24C	2327	0.62	4780	0.33	30.00	0.41	4780	0.22	30.00	1.2	4780	0.66	30.00	0.31	4780	0.16	30.00	
27C	2778	0.52	4780	0.28	30.00	0.35	4780	0.18	30.00	1.0	4780	0.55	30.00	0.26	4780	0.14	30.00	
M1052	27C	2748	0.53	4780	0.28	30.00	0.35	4780	0.19	30.00	1.1	4780	0.56	30.00	0.26	4780	0.14	30.00
	32C	3247	0.45	4780	0.24	30.00	0.30	4780	0.16	30.00	0.89	4780	0.48	30.00	0.22	4780	0.12	30.00
	36C	3578	0.41	4780	0.22	30.00	0.27	4780	0.14	30.00	0.81	4780	0.43	30.00	0.20	4780	0.11	30.00
	40C	3979	0.36	4780	0.19	30.00	0.24	4780	0.13	30.00	0.73	4780	0.39	30.00	0.18	4780	0.097	30.00
	46C	4515	0.32	4780	0.17	30.00	0.21	4780	0.11	30.00	0.64	4780	0.34	30.00	0.16	4780	0.086	30.00
	55C	5533	0.26	4780	0.14	30.00	0.17	4780	0.092	30.00	0.52	4780	0.28	30.00	0.13	4780	0.070	30.00
	65C	6420	0.23	4780	0.12	30.00	0.15	4780	0.080	30.00	0.45	4780	0.24	30.00	0.11	4780	0.060	30.00
	74C	7483	0.19	4780	0.10	30.00	0.13	4780	0.068	30.00	0.39	4780	0.21	30.00	0.097	4780	0.052	30.00
	84C	8340	0.17	4780	0.093	30.00	0.12	4780	0.061	30.00	0.35	4780	0.19	30.00	0.087	4780	0.046	30.00
	95C	9353	0.16	4780	0.083	30.00	0.10	4780	0.055	30.00	0.31	4780	0.17	30.00	0.078	4780	0.041	30.00
10K	10049	0.14	4780	0.077	30.00	0.096	4780	0.051	30.00	0.29	4780	0.15	30.00	0.072	4780	0.038	30.00	

Key: Pm= Input Power (kW) M2= Output Torque (Nm) = Exact Ratio n2= Output Speed (rpm) Fra = Overhung load (kN)

		n1 = 1450					n1 = 960					n1 = 2900					n1 = 725				
		in	i	n2	M2	Pm	Fra	n2	M2	Pm	Fra	n2	M2	Pm	Fra	n2	M2	Pm	Fra		
M1322	3.6	3.793	382	2360	96.40	52.20	253	2360	63.82	55.00	765	2350	191.98	44.80	191	2360	48.20	55.00			
	5.0	5.257	276	3270	96.37	55.00	183	3270	63.80	55.00	552	3260	192.15	46.30	138	3270	48.19	55.00			
	5.6	5.774	251	3590	96.33	55.00	166	3590	63.78	55.00	502	3590	192.66	46.50	126	3590	48.16	55.00			
	6.3	6.348	228	3950	96.39	54.90	151	3950	63.82	55.00	457	3950	192.78	46.70	114	3950	48.19	55.00			
	8.0	8.111	179	5050	96.46	54.10	118	5050	63.86	55.00	358	5050	192.92	46.60	89	5050	48.23	55.00			
	9.0	8.985	163	5590	96.39	53.80	107	5590	63.82	55.00	323	5590	192.78	46.20	81	5590	48.20	48.00			
	11.	11.81	123	7340	96.29	52.50	81	7350	63.84	46.10	246	7350	192.84	48.00	61	7350	48.21	46.10			
	12.	12.92	112	7920	94.97	52.40	74	8030	63.75	44.90	224	7430	178.19	55.00	56	8040	48.21	44.70			
	14.	14.63	99	8010	84.83	45.90	66	8220	57.63	44.30	198	7520	159.27	55.00	50	8220	43.52	44.30			
	16.	16.12	90	8090	77.75	43.50	60	8420	53.58	43.90	180	7580	145.70	55.00	45	8550	41.09	43.60			
	18.	18.02	80	8180	70.33	39.10	53	8410	47.87	43.90	161	7650	131.55	55.00	40	8410	36.15	43.90			
	20.	20.86	70	8300	61.65	38.20	46	8650	42.53	43.40	139	7760	115.27	48.00	35	8900	33.05	42.90			
	22.	23.51	62	8400	55.36	40.10	41	8750	38.18	43.20	123	7850	103.46	47.20	31	8880	29.26	42.90			
	28.	27.08	54	8510	48.69	43.80	35	8890	33.67	42.90	107	7950	90.97	46.40	27	9150	26.17	42.30			
	32.	33.25	44	8700	40.54	50.70	29	9080	28.01	42.40	87	8110	75.58	44.50	22	9360	21.81	41.90			
	36.	37.03	39	8800	36.82	54.50	26	9190	25.46	42.20	78	8200	68.62	44.40	20	9470	19.81	41.60			
45.	43.25	34	7720	27.65	55.00	22	7720	18.31	45.40	67	7710	55.24	45.40	17	7720	13.83	45.40				
50.	50.70	29	5910	18.06	55.00	19	5910	11.96	55.00	57	5900	36.06	55.00	14	5910	9.03	55.00				
56.	53.94	27	6290	18.07	55.00	18	6290	11.96	55.00	54	6280	36.08	55.00	13	6290	9.03	55.00				
M1332	45.	46.79	31	9010	30.14	55.00	21	9420	20.86	55.00	62	8100	54.19	43.50	15	9700	16.22	55.00			
	50.	52.97	27	9130	26.98	55.00	18	9550	18.68	55.00	55	8440	49.88	55.00	14	9700	14.33	55.00			
	56.	59.76	24	9230	24.18	55.00	16	9650	16.73	55.00	49	8660	45.37	55.00	12	9700	12.70	55.00			
	63.	66.40	22	9360	22.06	55.00	14	9700	15.14	55.00	44	8700	41.02	55.00	11	9700	11.43	55.00			
	71.	72.60	20	9470	20.42	55.00	13	9700	13.85	55.00	40	8770	37.82	55.00	10	9700	10.46	55.00			
	80.	80.68	18	9570	18.57	55.00	12	9700	12.46	55.00	36	8880	34.46	55.00	9	9700	9.41	55.00			
	100	95.34	15	9700	15.93	55.00	10	9700	10.54	55.00	30	9030	29.65	55.00	7.6	9700	7.96	55.00			
	112	115.1	13	9700	13.19	55.00	8.3	9700	8.74	55.00	25	9210	25.05	55.00	6.3	9700	6.60	55.00			
	125	132.6	11	9700	11.45	55.00	7.2	9700	7.58	55.00	22	9350	22.08	55.00	5.5	9700	5.73	55.00			
	160	153.8	9.4	9700	9.87	55.00	6.2	9700	6.54	55.00	19	9500	19.34	55.00	4.7	9700	4.94	55.00			
	180	179.3	8.1	9700	8.47	55.00	5.4	9700	5.61	55.00	16	9660	16.87	55.00	4.0	9700	4.23	55.00			
	200	192.6	7.5	9700	7.88	55.00	5.0	9410	5.06	55.00	15	9700	15.77	55.00	3.8	9410	3.82	55.00			
	M1342	225	224.9	6.4	9700	6.93	55.00	4.3	9700	4.59	55.00	13	9700	13.86	55.00	3.2	9700	3.47	55.00		
250		258.4	5.6	9700	6.03	55.00	3.7	9700	3.99	55.00	11	9700	12.06	55.00	2.8	9700	3.02	55.00			
280		289.2	5.0	9700	5.39	55.00	3.3	9700	3.57	55.00	10	9700	10.78	55.00	2.5	9700	2.69	55.00			
300		323.2	4.5	9700	4.82	55.00	3.0	9700	3.19	55.00	9.0	9700	9.64	55.00	2.2	9700	2.41	55.00			
360		370.1	3.9	9700	4.21	55.00	2.6	9700	2.79	55.00	7.8	9700	8.42	55.00	2.0	9700	2.11	55.00			
400		418.5	3.5	9700	3.72	55.00	2.3	9700	2.47	55.00	6.9	9700	7.45	55.00	1.7	9700	1.86	55.00			
450		483.0	3.0	9700	3.23	55.00	2.0	9700	2.14	55.00	6.0	9700	6.45	55.00	1.5	9700	1.61	55.00			
500		546.1	2.7	9700	2.85	55.00	1.8	9700	1.89	55.00	5.3	9700	5.71	55.00	1.3	9700	1.43	55.00			
650		664.2	2.2	9700	2.35	55.00	1.4	9700	1.55	55.00	4.4	9700	4.69	55.00	1.1	9700	1.17	55.00			
730		729.1	2.0	9700	2.14	55.00	1.3	9700	1.42	55.00	4.0	9700	4.27	55.00	0.99	9700	1.07	55.00			
860		860.0	1.7	9700	1.81	55.00	1.1	9700	1.20	55.00	3.4	9700	3.62	55.00	0.84	9700	0.91	55.00			
10C		997.1	1.5	9700	1.56	55.00	0.96	9700	1.03	55.00	2.9	9700	3.13	55.00	0.73	9700	0.78	55.00			
11C		1068	1.4	9700	1.46	55.00	0.90	9700	0.97	55.00	2.7	9700	2.92	55.00	0.68	9700	0.73	55.00			
13C		1302	1.1	9700	1.20	55.00	0.74	9700	0.79	55.00	2.2	9700	2.39	55.00	0.56	9700	0.60	55.00			
15C		1521	0.95	9700	1.02	55.00	0.63	9700	0.68	55.00	1.9	9700	2.05	55.00	0.48	9700	0.51	55.00			
18C		1798	0.81	9700	0.87	55.00	0.53	9700	0.57	55.00	1.6	9700	1.73	55.00	0.40	9700	0.43	55.00			
20C		1798	0.81	9700	0.87	55.00	0.53	9700	0.57	55.00	1.6	9700	1.73	55.00	0.40	9700	0.43	55.00			
24C	2334	0.62	9700	0.67	55.00	0.41	9700	0.44	55.00	1.2	9700	1.34	55.00	0.31	9700	0.33	55.00				
27C	2911	0.50	9700	0.54	55.00	0.33	9700	0.35	55.00	1.0	9700	1.07	55.00	0.25	9700	0.27	55.00				
M1352	27C	2735	0.53	9700	0.57	55.00	0.35	9700	0.38	55.00	1.1	9700	1.15	55.00	0.27	9700	0.29	55.00			
	32C	3150	0.46	9700	0.50	55.00	0.30	9700	0.33	55.00	0.92	9700	0.99	55.00	0.23	9700	0.25	55.00			
	36C	3670	0.40	9700	0.43	55.00	0.26	9700	0.28	55.00	0.79	9700	0.85	55.00	0.20	9700	0.21	55.00			
	40C	4091	0.35	9700	0.38	55.00	0.23	9700	0.25	55.00	0.71	9700	0.77	55.00	0.18	9700	0.19	55.00			
	46C	4588	0.32	9700	0.34	55.00	0.21	9700	0.23	55.00	0.63	9700	0.68	55.00	0.16	9700	0.17	55.00			
	55C	6443	0.23	9700	0.24	55.00	0.15	9700	0.16	55.00	0.45	9700	0.49	55.00	0.11	9700	0.12	55.00			
	65C	7226	0.20	9700	0.22	55.00	0.13	9700	0.14	55.00	0.40	9700	0.43	55.00	0.10	9700	0.11	55.00			
	74C	7527	0.19	9700	0.21	55.00	0.13	9700	0.14	55.00	0.39	9700	0.42	55.00	0.10	9700	0.10	55.00			
	84C	8441	0.17	9700	0.19	55.00	0.11	9700	0.12	55.00	0.34	9700	0.37	55.00	0.086	9700	0.089	55.00			
	95C	9895	0.15	9700	0.16	55.00	0.097	9700	0.10	55.00	0.29	9700	0.32	55.00	0.073	9700	0.079	55.00			
10K	10527	0.14	9700	0.15	55.00	0.091	9700	0.099	55.00	0.28	9700	0.30	55.00	0.069	9700	0.074	55.00				

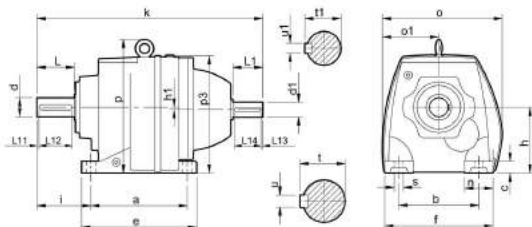
Key: Pm= Input Power (kW) M2= Output Torque (Nm) i= Exact Ratio n2= Output Speed (rpm) Fra = Overhung load (kN)

	in	l	n1 = 1450				n1 = 960				n1 = 2900				n1 = 725				
			n2	M2	Pm	Fra	n2	M2	Pm	Fra	n2	M2	Pm	Fra	n2	M2	Pm	Fra	
M1422	3.6	3.754	386	5340	220.39	60.30	256	5340	145.91	45.10	773	5340	440.77	68.00	193	5330	109.99	68.00	
	5.0	5.238	277	7450	220.36	65.60	183	7450	145.89	46.00	554	7100	420.61	68.00	138	7450	110.18	68.00	
	5.6	5.898	246	8390	220.39	67.30	163	8390	145.91	47.10	492	7640	401.38	68.00	123	8380	110.06	68.00	
	6.3	6.633	219	9440	220.50	67.80	145	9430	145.83	48.60	437	8200	383.06	68.00	109	9430	110.13	68.00	
	8.0	8.512	170	11200	203.86	68.00	113	11500	138.58	52.00	341	9110	331.63	68.00	85	11500	104.66	68.00	
	9.0	9.452	153	11700	191.78	68.00	107	12300	133.48	53.20	307	9480	310.78	68.00	77	12300	100.81	68.00	
	11.	11.80	123	12300	161.50	68.00	81	12800	111.27	55.00	246	10200	267.85	68.00	61	13000	85.34	68.00	
	12.	13.08	111	12400	146.88	68.00	73	12900	101.16	55.80	222	10400	246.37	68.00	55	13000	76.99	68.00	
	14.	14.86	98	12500	130.33	68.00	65	13000	89.74	66.00	195	10800	225.20	68.00	49	13000	67.77	68.00	
	16.	17.02	85	12700	115.61	68.00	56	13000	78.35	68.00	170	11100	202.08	68.00	43	13000	59.17	68.00	
	18.	18.30	79	12800	108.17	68.00	52	13000	72.87	68.00	158	11300	191.34	68.00	40	13000	55.03	68.00	
	20.	21.36	68	13000	94.29	68.00	45	13000	62.43	68.00	136	11700	169.73	68.00	34	13000	47.15	68.00	
	22.	23.55	62	13000	85.52	68.00	41	13000	56.62	68.00	123	12000	157.89	68.00	31	13000	42.76	68.00	
	28.	28.24	51	13000	71.32	68.00	34	13000	47.22	68.00	103	12500	137.16	68.00	26	13000	35.66	68.00	
	32.	33.89	43	13000	59.43	68.00	28	13000	39.35	68.00	86	12400	113.38	68.00	21	13000	29.72	68.00	
	36.	36.72	39	13000	54.85	68.00	26	13000	36.31	68.00	79	12700	107.17	68.00	20	13000	27.43	68.00	
45.	42.95	34	7490	27.02	68.00	22	7490	17.89	68.00	68	7490	53.96	68.00	17	7490	13.51	68.00		
50.	50.26	29	8020	24.67	68.00	19	8020	16.34	68.00	58	8010	49.29	68.00	14	8020	12.34	68.00		
56.	56.49	26	8320	22.82	68.00	17	8320	15.11	68.00	51	8310	45.58	68.00	13	8320	11.41	68.00		
M1432	45.	48.24	30	11600	37.64	68.00	20	12600	27.07	68.00	60	9380	60.87	68.00	15	13000	21.09	68.00	
	50.	54.61	27	12100	34.68	68.00	18	12800	24.29	68.00	53	9780	56.07	68.00	13	13000	18.63	68.00	
	56.	61.61	24	13000	33.03	68.00	16	13000	21.87	68.00	47	10900	55.39	68.00	12	13000	16.51	68.00	
	63.	68.46	21	12700	29.04	68.00	14	13000	19.68	68.00	42	10600	48.47	68.00	11	13000	14.86	68.00	
	71.	74.85	19	13000	27.19	68.00	13	13000	18.00	68.00	39	11000	46.01	68.00	9.7	13000	13.59	68.00	
	80.	83.17	17	13000	24.47	68.00	12	13000	16.20	68.00	35	11400	42.91	68.00	8.7	13000	12.23	68.00	
	100	98.30	15	13000	20.70	68.00	9.8	13000	13.71	68.00	30	12100	38.53	68.00	7.4	13000	10.35	68.00	
	112	118.6	12	13000	17.16	68.00	8.1	13000	11.36	68.00	24	12800	33.79	68.00	6.1	13000	8.58	68.00	
	125	136.7	11	13000	14.89	68.00	7.0	13000	9.86	68.00	21	13000	29.77	68.00	5.3	13000	7.44	68.00	
	160	158.6	9.1	13000	12.83	68.00	6.1	13000	8.49	68.00	18	13000	25.66	68.00	4.6	13000	6.42	68.00	
	180	184.8	7.8	13000	11.01	68.00	5.2	13000	7.29	68.00	16	13000	22.02	68.00	3.9	13000	5.51	68.00	
	200	198.6	7.3	13000	10.25	68.00	4.8	13000	6.78	68.00	15	13000	20.49	68.00	3.7	13000	5.12	68.00	
	M1442	225	228.4	6.3	13000	9.15	68.00	4.2	13000	6.08	68.00	13	13000	18.29	68.00	3.2	13000	4.57	68.00
		250	262.4	5.5	13000	7.96	68.00	3.7	13000	5.27	68.00	11	13000	15.92	68.00	2.8	13000	3.98	68.00
		280	276.9	5.2	13000	7.54	68.00	3.5	13000	4.99	68.00	10	13000	15.09	68.00	2.6	13000	3.77	68.00
		300	337.7	4.3	13000	6.19	68.00	2.8	13000	4.10	68.00	8.6	13000	12.37	68.00	2.1	13000	3.09	68.00
360		352.5	4.1	13000	5.91	68.00	2.7	13000	3.92	68.00	8.2	13000	11.85	68.00	2.1	13000	2.96	68.00	
400		405.1	3.6	13000	5.16	68.00	2.4	13000	3.41	68.00	7.2	13000	10.31	68.00	1.8	13000	2.58	68.00	
450		459.3	3.2	13000	4.55	68.00	2.1	13000	3.01	68.00	6.3	13000	9.09	68.00	1.6	13000	2.27	68.00	
500		506.6	2.9	13000	4.12	68.00	1.9	13000	2.73	68.00	5.7	13000	8.25	68.00	1.4	13000	2.06	68.00	
650		656.0	2.2	13000	3.18	68.00	1.5	13000	2.11	68.00	4.4	13000	6.37	68.00	1.1	13000	1.59	68.00	
730		754.3	1.9	13000	2.77	68.00	1.3	13000	1.83	68.00	3.8	13000	5.54	68.00	0.96	13000	1.38	68.00	
860		852.9	1.7	13000	2.45	68.00	1.1	13000	1.62	68.00	3.4	13000	4.90	68.00	0.85	13000	1.22	68.00	
100		997.5	1.5	13000	2.09	68.00	0.96	13000	1.39	68.00	2.9	13000	4.19	68.00	0.73	13000	1.05	68.00	
110		1156	1.3	13000	1.81	68.00	0.83	13000	1.20	68.00	2.5	13000	3.61	68.00	0.63	13000	0.90	68.00	
130		1292	1.1	13000	1.62	68.00	0.74	13000	1.07	68.00	2.2	13000	3.23	68.00	0.56	13000	0.81	68.00	
150		1511	0.96	13000	1.38	68.00	0.64	13000	0.92	68.00	1.9	13000	2.77	68.00	0.48	13000	0.69	68.00	
180		1813	0.80	13000	1.15	68.00	0.53	13000	0.76	68.00	1.6	13000	2.30	68.00	0.40	13000	0.58	68.00	
200	1981	0.73	13000	1.05	68.00	0.48	13000	0.70	68.00	1.5	13000	2.11	68.00	0.37	13000	0.53	68.00		
240	2445	0.59	13000	0.85	68.00	0.39	13000	0.57	68.00	1.2	13000	1.71	68.00	0.30	13000	0.43	68.00		
270	2717	0.53	13000	0.77	68.00	0.35	13000	0.51	68.00	1.1	13000	1.54	68.00	0.27	13000	0.38	68.00		
M1452	270	2739	0.53	13000	0.77	68.00	0.35	13000	0.51	68.00	1.1	13000	1.53	68.00	0.26	13000	0.38	68.00	
	320	3286	0.44	13000	0.64	68.00	0.29	13000	0.42	68.00	0.88	13000	1.28	68.00	0.22	13000	0.32	68.00	
	360	3598	0.40	13000	0.58	68.00	0.27	13000	0.39	68.00	0.81	13000	1.17	68.00	0.20	13000	0.29	68.00	
	400	3943	0.37	13000	0.53	68.00	0.24	13000	0.35	68.00	0.74	13000	1.07	68.00	0.18	13000	0.27	68.00	
	460	4678	0.31	13000	0.45	68.00	0.21	13000	0.30	68.00	0.62	13000	0.90	68.00	0.15	13000	0.22	68.00	
	550	5471	0.27	13000	0.38	68.00	0.18	13000	0.25	68.00	0.53	13000	0.77	68.00	0.13	13000	0.19	68.00	
	650	6390	0.23	13000	0.33	68.00	0.15	13000	0.22	68.00	0.45	13000	0.66	68.00	0.11	13000	0.16	68.00	
	740	7473	0.19	13000	0.28	68.00	0.13	13000	0.19	68.00	0.39	13000	0.56	68.00	0.097	13000	0.14	68.00	
	840	8381	0.17	13000	0.25	68.00	0.11	13000	0.17	68.00	0.35	13000	0.50	68.00	0.087	13000	0.13	68.00	
	950	9827	0.15	13000	0.21	68.00	0.098	13000	0.14	68.00	0.30	13000	0.43	68.00	0.074	13000	0.11	68.00	
	100	11024	0.13	13000	0.19	68.00	0.087	13000	0.13	68.00	0.26	13000	0.38	68.00	0.066	13000	0.10	68.00	

Key: Pm= Input Power (kW) M2= Output Torque (Nm) \pm = Exact Ratio n2= Output Speed (rpm) Fra = Overhung load (kN)

	in	l	n1 = 1450				n1 = 960				n1 = 2900				n1 = 725				
			n2	M2	Pm	Fra	n2	M2	Pm	Fra	n2	M2	Pm	Fra	n2	M2	Pm	Fra	
M1622	5.0	4.950	293	19200	600.94	98.00	194	19200	397.87	98.00	586	17300	1082.95	98.00	146	19200	300.47	98.00	
	5.6	5.353	271	19400	561.49	98.00	179	19400	371.75	98.00	542	17700	1024.58	98.00	135	19400	280.75	98.00	
	6.3	6.257	232	19400	480.37	98.00	153	19500	319.68	98.00	463	19000	940.93	98.00	116	19500	241.42	98.00	
	8.0	8.191	177	19900	376.31	98.00	117	19900	249.14	98.00	354	19900	752.63	98.00	88	19900	188.16	98.00	
	9.0	9.353	155	20200	334.61	98.00	103	20200	221.53	98.00	310	20200	669.22	98.00	78	20200	167.31	98.00	
	11.	11.17	130	20500	284.34	98.00	86	20500	188.25	98.00	260	20500	568.68	98.00	65	20500	142.17	98.00	
	12.	12.67	114	20600	251.90	98.00	76	20600	166.78	98.00	229	20600	503.80	98.00	57	20600	125.95	98.00	
	14.	14.01	103	17900	197.95	98.00	69	17900	131.06	98.00	207	17900	395.90	98.00	52	17900	98.97	98.00	
	16.	16.19	90	20200	193.30	98.00	59	20200	127.98	98.00	179	20200	386.61	98.00	45	20200	96.65	98.00	
	18.	17.49	83	20600	182.48	98.00	55	20600	120.81	98.00	166	20600	364.96	98.00	41	20600	91.24	98.00	
	20.	20.39	71	20600	156.53	98.00	47	20600	103.63	98.00	142	20600	313.05	98.00	36	20600	78.26	98.00	
	22.	23.51	62	20600	135.75	98.00	41	20600	89.88	98.00	123	20600	271.51	98.00	31	20600	67.88	98.00	
	28.	27.26	53	20600	117.08	98.00	35	20600	77.51	98.00	106	20600	234.16	98.00	27	20600	58.54	98.00	
	32.	31.41	46	19600	96.68	98.00	31	19600	64.01	98.00	92	19600	193.36	98.00	23	19600	48.34	98.00	
	36.	37.54	39	16600	68.51	98.00	26	16600	45.36	98.00	77	16600	137.02	98.00	19	16600	34.25	98.00	
	45.	45.05	32	11300	38.17	98.00	23	11100	25.27	98.00	64	11000	75.66	98.00	16	11100	19.09	98.00	
	M1632	40.	41.16	35	20700	78.72	98.00	23	20700	52.12	98.00	70	16600	126.26	98.00	18	20700	39.36	98.00
45.		45.64	32	20700	71.00	98.00	23	20700	47.01	98.00	64	17200	117.99	98.00	16	20700	35.50	98.00	
50.		51.82	28	20700	62.53	98.00	19	20700	41.40	98.00	56	18000	108.74	98.00	14	20700	31.26	98.00	
56.		59.38	24	20700	54.57	98.00	16	20700	36.13	98.00	49	20700	103.13	98.00	12	20700	27.28	98.00	
63.		63.82	23	20700	50.77	98.00	15	20700	33.61	98.00	45	20700	101.54	98.00	11	20700	25.38	98.00	
71.		74.49	19	20700	43.50	98.00	13	20700	28.80	98.00	39	20700	87.00	98.00	9	20700	21.75	98.00	
80.		82.13	18	20700	39.45	98.00	12	20700	26.12	98.00	35	20700	78.90	98.00	8	20700	19.73	98.00	
100		98.51	15	20700	32.89	98.00	9	20700	21.78	98.00	29	20700	65.78	98.00	7	20700	16.45	98.00	
112		118.2	12	20700	27.41	98.00	8	20700	18.15	98.00	25	20700	54.82	98.00	6	20700	13.71	98.00	
125		128.1	11	20700	25.29	98.00	7	20700	16.75	98.00	23	20700	50.59	98.00	5	20700	12.65	98.00	
160		149.8	9	20700	21.63	98.00	6	20700	14.32	98.00	19	20700	43.26	98.00	4	20700	10.81	98.00	
180		175.6	8	19100	17.03	98.00	5	19100	11.27	98.00	17	19100	34.05	98.00	4	19100	8.51	98.00	
200		197.0	7	14600	11.60	98.00	4	14600	7.68	98.00	15	14600	23.20	98.00	3	14600	5.80	98.00	
M1642		225	228.8	6.3	20700	14.53	98.00	4	20700	9.62	98.00	13	20700	29.07	98.00	3	20700	7.27	98.00
		250	264.6	5.5	20700	12.57	98.00	3.6	20700	8.32	98.00	11	20700	25.14	98.00	2	20700	6.29	98.00
		280	285.8	5.1	20700	11.64	98.00	3.4	20700	7.70	98.00	10	20700	23.27	98.00	2	20700	5.82	98.00
		300	323.5	4.5	20700	10.28	98.00	3.0	20700	6.81	98.00	9	20700	20.56	98.00	2	20700	5.14	98.00
	360	360.1	4.0	20700	9.23	98.00	2.7	20700	6.11	98.00	8	20700	18.47	98.00	2	20700	4.62	98.00	
	400	400.1	3.6	20700	8.31	98.00	2.4	20700	5.50	98.00	7	20700	16.62	98.00	1	20700	4.16	98.00	
	450	445.4	3.3	20700	7.47	98.00	2.2	20700	4.94	98.00	6	20700	14.94	98.00	1	20700	3.73	98.00	
	500	504.2	2.9	20700	6.60	98.00	1.9	20700	4.37	98.00	5	20700	13.19	98.00	1	20700	3.30	98.00	
	650	646.7	2.0	20700	5.14	98.00	1.5	20700	3.40	98.00	4	20700	10.29	98.00	1	20700	2.57	98.00	
	730	718.5	2.0	20700	4.63	98.00	1.3	20700	3.06	98.00	4	20700	9.26	98.00	1	20700	2.31	98.00	
	860	858.7	1.7	20700	3.87	98.00	1.1	20700	2.56	98.00	3	20700	7.75	98.00	0.8	20700	1.94	98.00	
	10C	1015	1.4	20700	3.28	98.00	0.95	20700	2.17	98.00	2	20700	6.55	98.00	0.7	20700	1.64	98.00	
	11C	1120	1.3	20700	2.97	98.00	0.86	20700	1.97	98.00	2	20700	5.94	98.00	0.65	20700	1.48	98.00	
	13C	1338	1.1	20700	2.49	98.00	0.72	20700	1.65	98.00	2	20700	4.97	98.00	0.54	20700	1.24	98.00	
	15C	1504	0.96	20700	2.21	98.00	0.64	20700	1.46	98.00	1	20700	4.42	98.00	0.48	20700	1.11	98.00	
	18C	1842	0.79	20700	1.81	98.00	0.52	20700	1.20	98.00	1	20700	3.61	98.00	0.39	20700	0.90	98.00	
	20C	1953	0.74	20700	1.70	98.00	0.49	20700	1.13	98.00	1	20700	3.41	98.00	0.37	20700	0.85	98.00	
24C	2486	0.58	20700	1.34	98.00	0.39	20700	0.89	98.00	1	20700	2.68	98.00	0.29	20700	0.67	98.00		
M1652	27C	2744	0.53	20700	1.22	98.00	0.35	20700	0.81	98.00	1	20700	2.44	98.00	0.26	20700	0.61	98.00	
	32C	3181	0.46	20700	1.05	98.00	0.30	20700	0.70	98.00	0.91	20700	2.10	98.00	0.23	20700	0.53	98.00	
	36C	3494	0.41	20700	0.96	98.00	0.27	20700	0.63	98.00	0.83	20700	1.91	98.00	0.21	20700	0.48	98.00	
	40C	3666	0.40	20700	0.91	98.00	0.26	20700	0.60	98.00	0.79	20700	1.82	98.00	0.20	20700	0.46	98.00	
	46C	4812	0.30	20700	0.69	98.00	0.20	20700	0.46	98.00	0.60	20700	1.39	98.00	0.15	20700	0.35	98.00	
	55C	5775	0.25	20700	0.58	98.00	0.17	20700	0.38	98.00	0.50	20700	1.16	98.00	0.13	20700	0.29	98.00	
	65C	6440	0.23	20700	0.52	98.00	0.15	20700	0.34	98.00	0.45	20700	1.04	98.00	0.11	20700	0.26	98.00	
	74C	7728	0.19	20700	0.43	98.00	0.12	20700	0.29	98.00	0.38	20700	0.87	98.00	0.09	20700	0.22	98.00	
84C	8899	0.16	20700	0.38	98.00	0.11	20700	0.25	98.00	0.33	20700	0.75	98.00	0.08	20700	0.19	98.00		

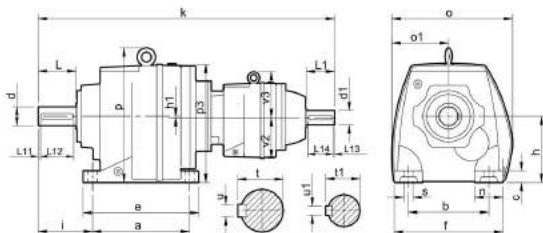
DIMENSIONS - BASE MOUNTED DOUBLE/ TRIPLE REDUCTION



Size	a	b	c	e	f	h	h1	i	k	n	o	o1	p	p3	s
M0122 M0132	110	110	12	131	135	75	0	58	286 301	25	152	76	-	149	10
M0222 M0232	130	110	16	152	145	90	0	75	317 330	35	170	84	-	180	10
M0322 M0332	130	110	16	152	145	90	0	75	317 330	35	170	84	-	180	10
M0422 M0432	185	135	20	200	190	115	0	90	369 377	55	204	97	-	208	15
M0522 M0532	165	135	20	200	190	115	0	100	379 387	55	204	97	-	208	15
M0622 M0632	195	150	24	235	210	130	14.5	100	400 408	60	220	110	246	214	15
M0722 M0732	205	170	25	245	230	140	0	115	440 452	60	252	119	295	250	19
M0822 M0832	260	215	35	310	290	180	0	140	555 560	75	320	167	360	310	19
M0922 M0932	310	250	45	365	340	225	0	160	659 653	90	375	176	465	395	22
M1022 M1032	370	290	45	440	400	250	0	185	782 777	110	435	206	524	446	27
M1322 M1332	410	340	60	490	450	315	17.6	220	903 904	110	480	231	615	516	33
M1422 M1432	500	380	70	590	530	355	23.6	260	1018 1022	150	535	268	680	581	39
M1622 M1632	580	500	80	670	660	425	42.2	270	1164 1162	160	760	335	805	675	39

Size	d1	L1	L13	L14	t1	u1	d	L	L11	L12	t	u
M0122 M0132	16 k6	40	4	32	18	5	20 k6	40	4	32	22.5	6
M0222 M0232	16 k6	40	4	32	18	5	25 k6	50	4	40	28	8
M0322 M0332	16 k6	40	4	32	18	5	25 k6	50	4	40	28	8
M0422 M0432	19 k6	40	4	32	21.5	6	30 k6	60	4	50	33	8
M0522 M0532	19 k6	40	4	32	21.5	6	35 k6	70	7	60	38	10
M0622 M0632	19 k6	40	4	32	21.5	6	35 k6	70	7	60	38	10
M0722 M0732	24 k6	50	5	40	27	8	40 k6	80	5	70	43	12
M0822 M0832	24 k6	50	5	40	27	8	50 k6	100	10	80	53.5	14
M0922 M0932	28 k6	60	5	50	31	8	60 m6	120	5	100	64	18
M1022 M1032	28 k6	60	5	50	31	8	70 m6	140	7	110	74.5	20
M1322 M1332	38 k6	80	5	70	41	10	90 m6	170	5	140	95	25
M1422 M1432	42 k6	110	10	90	45	12	110 m6	210	10	180	116	28
M1622 M1632	42 k6	110	10	90	45	12	120 m6	210	5	200	127	32

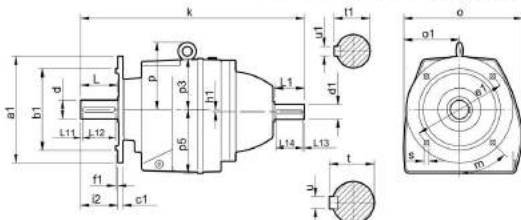
DIMENSIONS - BASE MOUNTED QUADRUPLE/ QUINTUPLE REDUCTION



Size	a	b	c	e	f	h	h1	i	k	n	o	o1	p	p3	v2	v3	s
M0342 M0352	130	110	16	352	145	90	0	75	503 518	35	170	84	-	180	76	74	10
M0442 M0452	165	135	20	200	190	115	0	90	571 584	55	204	97	-	208	91	90	15
M0542 M0552	165	135	20	200	190	115	0	100	581 594	55	204	97	-	208	91	90	15
M0642 M0652	195	150	24	235	210	130	14.5	100	602 615	60	220	110	246	214	91	90	15
M0742 M0752	205	170	25	245	230	140	0	115	639 652	60	252	119	295	250	91	90	19
M0842 M0852	260	215	35	310	290	180	0	140	751 759	75	320	167	360	310	115	93	19
M0942 M0952	310	250	45	365	340	225	0	160	831 839	90	375	176	465	395	115	93	22
M1042 M1052	370	290	45	440	400	250	0	185	956 968	110	435	206	524	446	140	155	27
M1342 M1352	410	340	60	490	450	315	17.6	220	1073 1085	110	480	231	615	516	140	155	33
M1442 M1452	500	380	70	590	530	355	42.8	260	1188 1200	150	535	268	680	581	140	155	39
M1642 M1652	580	500	80	670	660	425	42.8	270	1656 1649	160	670	335	805	675	230	240	39

Size	d1	L1	L13	L14	t1	u1	d	L	L11	L12	t	u
M0342 M0352	16 k6	40	4	32	18	5	25 k6	50	4	40	28	8
M0442 M0452	16 k6	40	4	32	18	5	30 k6	60	4	50	33	8
M0542 M0552	16 k6	40	4	32	18	5	35 k6	70	7	60	38	10
M0642 M0652	16 k6	40	4	32	18	5	35 k6	70	7	60	38	10
M0742 M0752	16 k6	40	4	32	18	5	40 k6	80	5	70	43	12
M0842 M0852	19 k6	40	4	32	21.5	6	50 k6	100	10	80	53.5	14
M0942 M0952	19 k6	40	4	32	21.5	6	60 m6	120	5	100	64	18
M1042 M1052	24 k6	50	5	40	27	8	70 m6	140	7	110	74.5	20
M1342 M1352	24 k6	50	5	40	27	8	90 m6	170	5	140	95	25
M1442 M1452	24 k6	50	5	40	27	8	110 m6	210	10	180	116	28
M1642 M1652	38 k6	80	5	70	41	10	120 m6	210	5	200	127	32

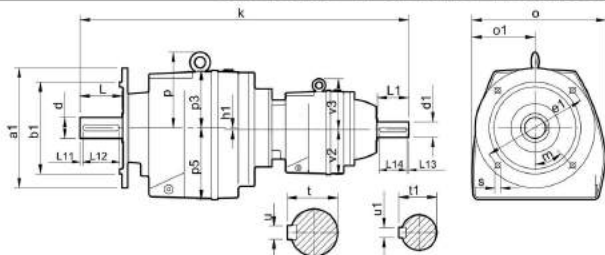
DIMENSIONS - FLANGE MOUNTED DOUBLE/ TRIPLE REDUCTION



Size	a1	b1	c1	e1	f1	s	m	h1	i2	k	a	o1	p	p3	p5
M0122 M0132	120	80	10	100	3	4 x 9	45°	0	40	286	152	76	-	74	76
	140	95	10	115	3	4 x 9									
	160	110	10	130	3.5	4 x 9									
	200	130	10	165	3.5	4 x 11									
M0222 M0232	120	80	10	100	3	4 x 9	45°	0	50	317	170	84	-	90	91
	140	95	10	115	3	4 x 9									
	160	110	10	130	3.5	4 x 9									
	200	130	10	165	3.5	4 x 11									
M0322 M0332	120	80	10	100	3	4 x 9	45°	0	50	317	170	84	-	90	91
	140	95	10	115	3	4 x 9									
	160	110	10	130	3.5	4 x 9									
	200	130	10	165	3.5	4 x 11									
M0422 M0432	140	95	11	115	3	4 x 9	45°	0	60	369	204	97	-	93	115
	160	110	11	130	3.5	4 x 9									
	200	130	11	165	3.5	4 x 11									
	250	180	11	215	4	4 x 13									
M0522 M0532	140	95	11	115	3	4 x 9	45°	0	70	379	204	97	-	93	115
	160	110	11	130	3.5	4 x 9									
	200	130	11	165	3.5	4 x 11									
	250	180	11	215	4	4 x 13									
M0622 M0632	200	130	11	165	3.5	4 x 11	45°	14.5	70	400	220	110	116	84	130
	250	180	11	215	4	4 x 13									
	300	230	11	265	4	4 x 13									
	400	300	11	365	4	4 x 13									
M0722 M0732	200	130	11	165	3.5	4 x 11	45°	0	80	440	252	119	155	110	140
	250	180	11	215	4	4 x 13									
	300	230	11	265	4	4 x 13									
	400	300	11	365	4	4 x 13									
M0822 M0832	300	230	17	265	4	4 x 13	45°	0	100	555	320	167	180	130	182
	350	250	17	300	5	4 x 18									
	450	350	18	400	5	4 x 18									
	550	450	22	500	5	8 x 18									
M0922 M0932	350	250	18	300	5	4 x 18	45°	0	120	659	375	176	240	170	230
	450	350	22	400	5	8 x 18									
	550	450	25	500	5	8 x 18									
	777	550	22	400	5	8 x 18									
M1022 M1032	350	250	18	300	5	4 x 18	45°	0	150	782	435	206	274	196	255
	450	350	22	400	5	8 x 18									
	550	450	25	500	5	8 x 18									
	777	550	22	400	5	8 x 18									
M1122 M1132	450	350	22	400	5	8 x 18	22.5°	17.6	170	903	480	231	300	202	310
	550	450	25	500	5	8 x 18									
	777	550	22	400	5	8 x 18									
	904	550	25	500	5	8 x 18									
M1422 M1432	450	350	22	400	5	8 x 18	22.5°	23.6	210	1018	535	268	325	226	350
	550	450	25	500	5	8 x 18									
	777	550	22	400	5	8 x 18									
	904	550	25	500	5	8 x 18									
M1622 M1632	550	450	25	500	5	8 x 18	22.5°	42.2	210	1164	760	335	380	250	415
	680	550	28	600	6	8 x 22									

Size	a1	l1	l11	l14	t1	u1	d	l	l11	l12	t	u
M0122 M0132	16 kg	40	4	32	18	5	20 kg	40	4	32	22.5	6
M0222 M0232	16 kg	40	4	32	18	5	25 kg	50	4	40	28	8
M0322 M0332	18 kg	40	4	32	18	5	25 kg	50	4	40	28	8
M0422 M0432	19 kg	40	4	32	21.5	6	30 kg	60	4	50	33	8
M0522 M0532	16 kg	40	4	32	18	5	35 kg	70	7	60	38	10
M0622 M0632	19 kg	40	4	32	21.5	6	35 kg	70	7	60	38	10
M0722 M0732	24 kg	50	5	40	27	8	40 kg	80	5	70	43	12
M0822 M0832	19 kg	40	4	32	21.5	6	40 kg	80	5	70	43	12
M0922 M0932	28 kg	60	5	50	31	8	50 kg	100	10	80	53.5	14
M1022 M1032	24 kg	50	5	40	27	8	50 kg	100	10	80	53.5	14
M1122 M1132	28 kg	60	5	50	31	8	60 kg	120	5	100	64	18
M1422 M1432	42 kg	110	10	70	45	12	70 kg	140	7	110	74.5	20
M1622 M1632	55 kg	110	10	90	50	16	90 kg	170	5	140	95	25
M1622 M1632	79 kg	140	10	110	74.5	20	110 kg	210	10	180	116	28
M1622 M1632	55 kg	110	10	90	50	16	120 kg	210	5	200	127	32

DIMENSIONS - FLANGE MOUNTED QUADRUPLE/ QUINTUPLE REDUCTION

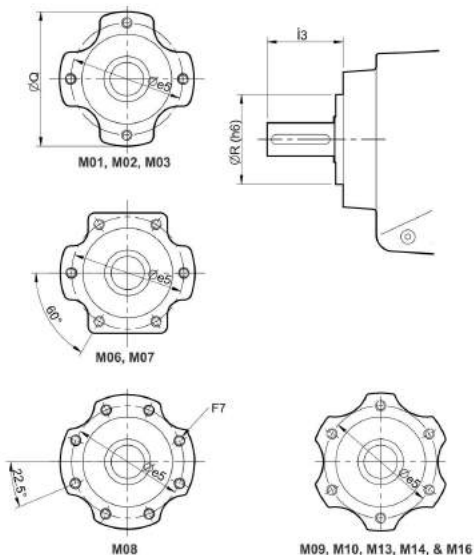


Size	a1	b1	c1	e1	f1	s	m	h1	l2	k	o	o1	p	p3	p5	v2	v3
M0342 M0352	120	80	10	100	3	4 x 9	45°	0	50	503	170	84	-	90	91	76	74
	140	95	10	115	3	4 x 9				518							
	160	110	10	130	3.5	4 x 9				571							
	200	130	10	165	3.5	4 x 11				584							
M0442 M0452	140	95	11	115	3	4 x 9	45°	0	60	571	204	97	-	93	115	91	90
	160	110	11	130	3.5	4 x 9				584							
	200	130	11	165	3.5	4 x 11				581							
	250	180	11	215	4	4 x 13				594							
M0542 M0552	200	130	11	165	3.5	4 x 11	45°	0	70	602	204	97	-	93	115	91	90
	250	180	11	215	4	4 x 13				615							
	300	230	11	265	4	4 x 13				639							
	350	280	11	315	4	4 x 13				652							
M0642 M0652	200	130	11	165	3.5	4 x 11	45°	14.5	70	602	220	110	116	84	130	91	90
	250	180	11	215	4	4 x 13				615							
	300	230	11	265	4	4 x 13				639							
	350	280	11	315	4	4 x 13				652							
M0742 M0752	300	230	11	265	4	4 x 13	45°	0	80	751	252	110	155	110	140	91	90
	350	280	17	300	5	4 x 18				750							
	400	330	17	350	5	4 x 18				831							
	450	380	17	400	5	4 x 18				839							
M0842 M0852	350	250	18	300	5	4 x 18	45°	0	120	831	325	176	240	170	230	115	93
	400	300	22	400	5	8 x 18				839							
	450	350	22	400	5	8 x 18				956							
	500	400	22	400	5	8 x 18				968							
M1042 M1052	450	350	22	400	5	8 x 18	22.5°	0	140	1073	335	206	274	196	255	140	155
	500	400	25	500	5	8 x 18				1085							
	550	450	25	500	5	8 x 18				1188							
	600	500	25	500	5	8 x 18				1200							
M1442 M1452	550	450	25	500	5	8 x 18	22.5°	23.6	210	1656	535	268	325	226	350	140	155
	600	500	25	500	5	8 x 18				1666							
	650	550	25	500	5	8 x 18				1666							
	700	600	25	500	5	8 x 18				1649							

Size	d1	L1	L13	L14	t1	u1	d	L	L11	L12	t	u
M0342 M0352	16 k6	40	4	32	18	5	25 k6	50	4	40	28	8
M0442 M0452	16 k6	40	4	32	18	5	30 k6	60	4	50	33	8
M0542 M0552	16 k6	40	4	32	18	5	35 k6	70	7	60	38	10
M0642 M0652	16 k6	40	4	32	18	5	35 k6	70	7	60	38	10
M0742 M0752	16 k6	40	4	32	18	5	40 k6	80	5	70	43	12
M0842	19 k6	40	4	32	21.5	6	50 k6	100	10	80	53.5	14
M0852	19 k6	40	4	32	18	5						
M0942	19 k6	40	4	32	21.5	6	60 m6	120	5	100	64	18
M0952	16 k6	40	4	32	18	5						
M1042	24 k6	50	5	40	27	8	70 m6	140	7	110	74.5	20
M1052	19 k6	40	4	32	21.5	6						
M1342	24 k6	50	5	40	27	8	90 m6	170	5	140	95	25
M1352	19 k6	40	4	32	21.5	6						
M1442	24 k6	50	5	40	27	8	110 m6	210	10	180	116	28
M1452	19 k6	40	4	32	21.5	6						
M1642	38 k6	80	5	70	41	10	120 m6	210	5	200	127	32
M1652	28 k6	60	5	50	31	8						

Column 9 Entry

- E C-Flange (B14) Mounting
- V Base and C-Flange (B14) Mounting (non standard - special orders only)



2, 3, 4 & 5 Stage Units

Size	Øe5	F7	l3	ØQ	ØR
M01	75	(4) M8 x 1.25 x 12	54	98	52
M02 / M03	96	(4) M8 x 1.25 x 15	62 / 62	115	75
M04 / M05	105	(4) M12 x 1.75 x 21	74 / 84	130	85
M06 / M07	124	(6) M12 x 1.75 x 21	84 / 94	152	102
M08	170	(8) M12 x 1.75 x 21	120	195	145
M09/ M10	230	(6) M20 x 2.5 x 30	148 / 168	265	190
M13/ M14	280	(8) M24 x 3.0 x 40	210 / 250	340	225
M16	315	(8) M24 x 3.0 x 40	245	370	260

THERMAL POWER RATINGS

Thermal Ratings kW

Thermal ratings are a measure of the units ability to dissipate heat, if they are exceeded the lubricant may break down resulting in premature gear failure.

Thermal rating are based on an ambient temperature of 25°C, where units are to operate in other ambient temperatures thermal ratings must be adjusted by the following factors

Ambient Temperature Modification Factor Ft

-20°C	-10°C	0°C	10°C	20°C	25°C	35°C	40°C	45°C	50°C
1.54	1.42	1.30	1.18	1.06	1.00	0.88	0.82	0.76	0.70

Units Operating in Mounting Position's 5 & 6

Thermal ratings for position's 5 & 6 are reduced to 70% of the tabulated values.

Minimum ratio's permitted for positions 5 & 6 are dependant on input speed (rpm) and unit size - see table

Minimum Ratio - Position's 5 & 6

	< 1000 rpm	< 1500 rpm	< 1800 rpm
M01 - M08	All	All	All
M09	2 : 1	4 : 1	4.5 : 1
M10	4 : 1	8 : 1	9 : 1
M13	6.3 : 1	11 : 1	14 : 1
M14	12 : 1	18 : 1	22 : 1
M16	12 : 1	18 : 1	22 : 1

Units without additional cooling - kW

n1 (rpm)	Ratio	M0122	M0222	M0422	M0522	M0622	M0722	M0822	M0922	M1022	M1322	M1422	M1622
2900	3.6 - 5.6	4.5	6.2	11.1	13.7	16.9	25.8	-	-	-	-	-	-
1750		4.5	6.2	11.0	13.7	16.8	25.8	39.5	51.6	63.3	97.6	142	-
1450		4.5	6.2	11.0	13.7	16.8	25.7	39.5	51.5	63.0	88.8	129	-
960		4.5	6.2	12.0	13.6	16.6	25.7	39.5	51.5	62.9	88.6	129	-
2900		6.3 - 9.0	4.6	6.1	10.6	13.2	16.5	25.3	38.8	-	-	-	-
1750	4.3		6.1	10.6	13.1	16.5	25.2	38.7	50.4	61.6	95.4	139	-
1450	4.3		6.1	10.6	13.1	16.5	25.2	38.6	50.4	61.6	86.8	126	-
960	4.3		6.1	10.6	13.1	16.4	25.2	38.6	50.3	61.5	86.7	126	-
2900	11 - 16		4.2	5.8	10.0	12.4	15.6	23.8	37.1	48.4	59.2	-	-
1750		4.2	5.8	10.0	12.4	15.5	23.7	37.0	48.3	59.0	83.2	133	-
1450		4.2	5.7	10.0	12.4	15.5	23.7	37.0	48.3	59.0	83.1	121	-
960		4.2	5.7	10.0	12.3	15.5	23.7	36.9	48.2	58.9	83.0	120	-
2900		18 - 28	3.8	5.1	9.3	11.5	14.5	22.1	32.3	42.2	51.5	72.6	-
1750	3.8		5.1	9.3	11.5	14.4	22.0	32.2	42.0	51.4	72.4	115	-
1450	3.8		5.1	9.3	11.5	14.4	22.0	32.2	42.0	51.3	72.3	105	-
960	3.8		5.1	9.3	11.5	14.4	22.0	32.1	41.9	51.3	72.2	105	-
2900	32 - 56		3.2	4.2	7.3	9.0	11.2	17.3	24.9	32.5	39.8	56.0	-
1750		3.2	4.2	7.3	9.0	11.2	17.3	24.9	32.4	39.6	55.8	89.1	-
1450		3.2	4.2	7.2	9.0	11.2	17.3	24.8	32.4	39.6	55.8	81.0	-
960		3.2	4.2	7.2	9.0	11.2	17.3	24.8	32.3	39.5	55.7	80.9	-
n1 (rpm) <th>Ratio</th> <th>M0132</th> <th>M0232</th> <th>M0432</th> <th>M0532</th> <th>M0632</th> <th>M0732</th> <th>M0832</th> <th>M0932</th> <th>M1032</th> <th>M1332</th> <th>M1432</th> <th>M1632</th>		Ratio	M0132	M0232	M0432	M0532	M0632	M0732	M0832	M0932	M1032	M1332	M1432
2900	56 - 200	2.5	3.3	6.1	7.6	9.3	16.0	23.0	30.0	36.6	51.6	-	-
1750		2.5	3.3	6.1	7.5	9.3	15.9	22.9	29.9	36.5	51.4	82.0	-
1450		2.5	3.3	6.1	7.5	9.3	15.9	22.9	29.8	36.5	51.4	74.6	-
960		2.5	3.3	6.1	7.5	9.3	15.9	22.8	29.8	36.4	51.3	74.5	-

Units with fan cooling - kW

n1 (rpm)	Ratio	M0722	M0822	M0922	M1022	M1322	M1422	M1622
2900	3.6 - 5.6	-	-	-	-	-	-	-
1750		25.0	38.3	58.8	76.7	93.7	132	207
1450		23.3	35.7	54.9	71.6	87.5	123	193
960		21.0	32.2	49.4	64.4	78.8	111	174
2900		6.3 - 9.0	-	-	-	-	-	-
1750	24.5		37.5	57.5	75.0	91.6	129	202
1450	22.9		35.0	53.7	70.0	85.6	121	189
960	20.6		31.5	48.3	63.0	77.0	109	170
2900	11 - 16		-	-	-	-	-	-
1750		23.1	35.3	55.0	71.8	87.7	124	194
1450		21.5	32.9	51.4	67.0	81.9	115	181
960		19.4	29.6	46.2	60.3	73.7	104	163
2900		18 - 28	-	-	-	-	-	-
1750	21.4		32.7	47.9	62.5	76.3	108	169
1450	20.0		30.5	44.7	58.3	71.3	100	158
960	18.0		27.5	40.3	52.5	64.2	90.4	142
2900	32 - 56		-	-	-	-	-	-
1750		16.7	25.7	36.9	48.2	58.9	83.0	130
1450		15.6	24.0	34.5	45.0	55.0	77.5	122
960		14.0	21.6	31.1	40.5	49.5	69.8	109

Note: When checking thermal capacities use the actual load required to be transmitted, not the rating of prime mover.

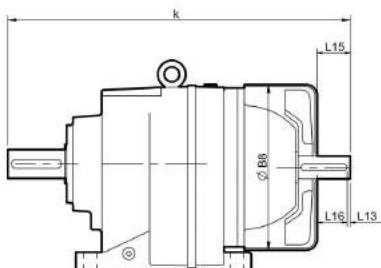
Column 10 Entry

For reducer fan kit modules enter **S** in column 10
 or if used in conjunction with a reducer backstop module kit

Y
Z

CW rotation
 CCW rotation

Dimensions of Fan Cooled Units



Size	$\varnothing B8$	k	L13	L15	L16
M0722	225	440	5	35	30
M0822	265	555	5	45	40
M0922	320	659	5	65	60
M1022	380	782	10	95	85
M1322	420	903	10	85	75
M1422	480	1018	10	85	75
M1622	570	1164	10	112	102

REDUCER BACKSTOP MODULE

The reducer units listed below can be fitted with an internal backstop, this has no effect of the external unit size. The backstop device incorporates high quality centrifugal lift off sprags which are wear free above the lift off speed (n min). To ensure correct operation input speed must exceed lift off speed.

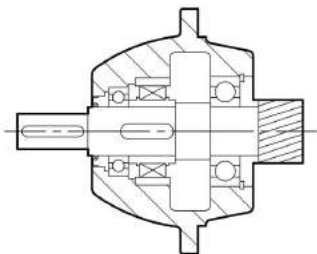
Suitable for ambient temperature -40°C to + 50°C

Column 10 Entry

For reducer backstop modules enter:

W for CCW rotation (or Z if used in conjunction with a fan kit)
X for CW rotation (or Y if used in conjunction with a fan kit)

Size	Lift off speed 'n' min rev/min	Rated locking torque 'T max' (at motor) Nm
M0422	800	100
M0522	800	100
M0622	800	100
M0722	670	170
M0732	800	100
M0822	670	300
M0832	670	170
M0922	620	940
M0932	670	300
M1022	670	1260
M1032	620	940
M1322	590	1450
M1332	670	1260
M1422	590	1450
M1432	670	1260
M1622	550	1800
M1632	590	1450



Rotation of outputshaft must be specified when ordering as viewed from the outputshaft end (as shown in the diagram)

CW	-	Free Rotation	-	Clockwise
		Locked	-	Anticlockwise
AC	-	Free Rotation	-	Anticlockwise
		Locked	-	Clockwise



Weight of Base Mounted Units (kg)

Unit size & no of reductions		M032Z	M033Z	M032Z	M033Z	M032Z	M033Z	M034Z	M035Z	M042Z	M043Z	M044Z	M045Z	M052Z	M053Z	M054Z	M055Z	M062Z	M063Z	M064Z	M065Z	M072Z	M073Z	M074Z	M075Z	
Reducer version		8.2	8.8	12	14	12	13	21	22	22	23	33	34	22	23	22	35	27	28	40	41	38	39	48	49	
Motorised	63 Without Motor	10	11	12	14	12	14	22	23	23	24	34	35	23	24	34	35	28	29	40	41		39	48	49	
	With Motor	18	19	20	22	20	22	30	31	31	32	42	43	31	32	42	43	36	37	48	49		47	56	57	
	71 Without Motor	9.4	10	12	14	12	14	21	23	23	24	34	35	23	24	34	35	28	29	40	41		39	48	49	
	With Motor	20	21	23	25	23	25	32	34	34	35	45	46	34	35	45	46	39	40	51	52		50	59	60	
	80 Without Motor	11	12	13	15	13	15	22	23	23	24	36	37	23	24	36	37	28	29	42	43	38	39	48	49	
	With Motor	28	29	30	32	30	32	39	40	40	41	53	54	40	41	53	54	45	46	59	60	55	56	65	66	
	90S Without Motor	11	12	13	16	13	16	23	24	24	25	37	38	24	25	37	38	29	30	43	44	38	39	48	49	
	With Motor	36	37	38	41	38	41	48	49	49	50	62	63	49	50	62	63	54	55	68	69	63	64	73	74	
	90L Without Motor	11	12	13	16	13	16	23	24	24	25	37	38	24	25	37	38	29	30	43	44	38	39	48	49	
	With Motor	38	39	40	43	40	43	50	51	51	52	64	65	51	52	64	65	56	57	70	71	65	66	75	76	
	100L Without Motor	13	14	15	18	15	18	25	25	25	26	38	39	25	26	38	39	30	31	44	45	39	40	49	50	
	With Motor	51	52	53	56	53	56	63	64	63	64	76	77	63	64	76	77	68	69	82	83	77	78	87	88	
	112M Without Motor	13	14	15	18	15	18	25	25	25	26	38	39	25	26	38	39	30	31	44	45	39	40	49	50	
	With Motor	57	58	59	62	59	62	69	70	69	70	82	83	69	70	82	83	74	75	88	89	83	84	93	94	
	113S Without Motor										26					26								40		
	With Motor										96					96					101			110		
	132M Without Motor										26					26								40		
	With Motor										99					99					104			113		
	162M Without Motor																							42		
	With Motor																							178		
	160L Without Motor																							42		
	With Motor																							183		

SHIPPING SPECIFICATION**Weight of Base Mounted Units (kg)**

Unit size & no of reductions		M0822	M0832	M0842	M0852	M0922	M0932	M0942	M0952	M1022	M1032	M1042	M1052	M1322	M1332	M1342	M1352	M1422	M1432	M1442	M1452	M1622	M1632	M1642	M1652	
Reducer version		67	74	96	97	121	130	150	151	160	173	203	204	259	280	307	308	355	374	403	404	630	640	774	783	
Motorised	63 Without Motor			96	97			151	152				204				308					404				
	63 With Motor			104	105			159	160				212				316					412				
	71 Without Motor			96	97			151	152				204				308					404				
	71 With Motor			107	108			162	163				215				319					415				
	80 Without Motor	73	75	96	98	116	131	151	152		168	203	204				307	308				403	404		769	784
	80 With Motor	90	92	113	115	133	148	168	169		185	220	221				324	325				420	421		786	801
	90S Without Motor	73	75	97	99	116	131	152	153		168	203	204				307	308				403	404		769	784
	90S With Motor	98	100	122	124	141	156	177	178		193	228	229				332	333				428	429		794	809
	90L Without Motor	73	75	97	99	116	131	152	153		168	203	204				307	308				403	404		769	784
	90L With Motor	100	102	124	126	143	158	179	180		195	230	231				334	335				430	431		796	811
	100L Without Motor	73	75	98	100	118	133	156	157	147	170	204	205	228	267	308	309	318	361	361	404	405	603	771	786	
	100L With Motor	111	113	136	138	156	171	194	195	185	208	242	243	266	305	346	347	356	399	442	443		641	809	824	
	112M Without Motor	73	77	98	100	118	133	156	157	147	170	204	205	228	267	308	309	318	361	361	404	405	603	771	786	
	112M With Motor	117	121	142	144	162	177	200	201	191	214	248	249	272	311	352	353	362	405	448	449		647	815	830	
	132S Without Motor	73	77	99		121	136		150	173	205			231	270	309		322	364	405		607	774	789		
	132S With Motor	143	147	169		191	206		220	243	275			301	340	379		392	434	475		677	844	859		
	132M Without Motor	73	77	99		121	136		150	173	205			231	270	309		322	364	405		607	774	789		
	132M With Motor	146	150	172		194	209		223	246	278			304	343	382		395	437	478		680	847	862		
	160M Without Motor	73				126	141		155	178	207			237	275	311		329	369	407		614	779	794		
	160M With Motor	207				260	275		289	312	341			371	409	445		463	505	541		748	913	928		
	160L Without Motor	73				126	141		155	178	207			237	275	311		329	369	407		614	779	794		
	160L With Motor	214				267	282		296	319	348			378	416	452		470	510	548		755	920	935		
	180M Without Motor					139			168	191				249	288			343	382			656	628	792		
	180M With Motor					314			343	366				424	463			518	557			805	803	967		
	180L Without Motor					139			168	191				249	288			343	382			656	628	792		
	180L With Motor					324			353	376				434	473			528	567			815	813	977		
	200L Without Motor					143			172	195				254	292			349	386			661	634	796		
	200L With Motor					375			404	427				486	524			581	618			862	866	1028		
	225S Without Motor					147			176	199				258	296			354	390			668	639	800		
	225S With Motor					436			465	488				547	585			643	679			919	928	1089		
	225M Without Motor					147			176	199				258	296			354	390			668	639	800		
	225M With Motor					469			498	521				580	618			676	712			952	961	1122		
	250M Without Motor													275				371				675	586			
	250M With Motor													669				765				1024	980			
	280S Without Motor													275				371				675	586			
	280S With Motor													785				881				1140	1096			
	280M Without Motor													275				371				675	586			
	280M With Motor													875				971				1230	1186			
	315S Without Motor																					699				
	315S With Motor																					1400				
	315M Without Motor																					699				
	315M With Motor																					1440				
	315L Without Motor																					699				
	315L With Motor																					1590				

PRODUCT SAFETY INFORMATION

IMPORTANT

Product Safety Information

General - The following information is important in ensuring safety. It must be brought to the attention of personnel involved in the selection of the equipment, those responsible for the design of the machinery in which it is to be incorporated and those involved in its installation, use and maintenance.

The equipment will operate safely provided it is selected, installed, used and maintained properly. As with any power transmission equipment **proper precautions must be taken** as indicated in the following paragraphs, to ensure safety.

Potential Hazards - these are **not necessarily listed** in any order of severity as the degree of danger varies in individual circumstances. It is important therefore that the list is studied in its entirety:-

- 1) **Fire/Explosion**
 - (a) Oil mists and vapour are generated within gear units. It is therefore dangerous to use naked lights in the proximity of gearbox openings, due to the risk of fire or explosion.
 - (b) In the event of fire or serious overheating (over 300 °C), certain materials (rubber, plastics, etc.) may decompose and produce fumes. Care should be taken to avoid exposure to the fumes, and the remains of burned or overheated plastic/rubber materials should be handled with rubber gloves.
- 2) **Guards** - Rotating shafts and couplings must be guarded to eliminate the possibility of physical contact or entanglement of clothing. It should be of rigid construction and firmly secured.
- 3) **Noise** - High speed gearboxes and gearbox driven machinery may produce noise levels which are damaging to the hearing with prolonged exposure. Ear defenders should be provided for personnel in these circumstances. Reference should be made to the Department of Employment Code of Practice for reducing exposure of employed persons to noise.
- 4) **Lifting** - Where provided (on larger units) only the lifting points or eyebolts must be used for lifting operations (see maintenance manual or general arrangement drawing for lifting point positions). Failure to use the lifting points provided may result in personal injury and/or damage to the product or surrounding equipment. Keep clear of raised equipment.
- 5) **Lubricants and Lubrication**
 - (a) Prolonged contact with lubricants can be detrimental to the skin. The manufacturer's instruction must be followed when handling lubricants.
 - (b) The lubrication status of the equipment must be checked before commissioning. Read and carry out all instructions on the lubricant plate and in the installation and maintenance literature. Heed all warning tags. Failure to do so could result in mechanical damage and in extreme cases risk of injury to personnel.
- 6) **Electrical Equipment** - Observe hazard warnings on electrical equipment and isolate power before working on the gearbox or associated equipment, in order to prevent the machinery being started.
- 7) **Installation, Maintenance and Storage**
 - (a) In the event that equipment is to be held in storage, for a period exceeding 6 months, prior to installation or commissioning, application engineering must be consulted regarding special preservation requirements. Unless otherwise agreed, equipment must be stored in a building protected from extremes of temperature and humidity to prevent deterioration.
The rotating components (gears and shafts) must be turned a few revolutions once a month (to prevent bearings brinelling).
 - (b) External gearbox components may be supplied with preservative materials applied, in the form of a "waxed" tape overwrap or wax film preservative. Gloves should be worn when removing these materials. The former can be removed manually, the latter using white spirit as a solvent.
Preservatives applied to the internal parts of the gear units do not require removal prior to operation.
 - (c) Installation must be performed in accordance with the manufacturer's instructions and be undertaken by suitably qualified personnel.
 - (d) Before working on a gearbox or associated equipment, ensure that the load has been removed from the system to eliminate the possibility of any movement of the machinery and isolate power supply. Where necessary, provide mechanical means to ensure the machinery cannot move or rotate. Ensure removal of such devices after work is complete.
 - (e) Ensure the proper maintenance of gearboxes in operation. Use only the correct tools and approved spare parts for repair and maintenance. Consult the Maintenance Manual before dismantling or performing maintenance work.
- 8) **Hot Surfaces and Lubricants**
 - (a) During operation, gear units may become sufficiently hot to cause skin burns. Care must be taken to avoid accidental contact.
 - (b) After extended running the lubricant in gear units and lubrication systems may reach temperatures sufficient to cause burns. Allow equipment to cool before servicing or performing adjustments.
- 9) **Selection and Design**
 - (a) Where gear units provide a backstop facility, ensure that back-up systems are provided if failure of the backstop device would endanger personnel or result in damage.
 - (b) The driving and driven equipment must be correctly selected to ensure that the complete machinery installation will perform satisfactorily, avoiding system critical speeds, system torsional vibration, etc.
 - (c) The equipment must not be operated in an environment or at speeds, powers, torques or with external loads beyond those for which it was designed.
 - (d) As improvements in design are being made continually the contents of this catalogue are not to be regarded as binding in detail, and drawings and capacities are subject to alterations without notice.

The above guidance is based on the current state of knowledge and our best assessment of the potential hazards in the operation of the gear units.

Any further information or clarification required may be obtained by contacting an Application Engineer.

PalaDrive

Power Transmission Solution

M-Series



PALAWATR Co., LTD (Head Office)

76 Moo 11 Buddhamonthon 5 Rd, Raking, Sampran, Nakhonprathom 73210

Tel : 02 - 019-9100 Fax : 02 - 019-9110

PALAWATR Co., LTD (Hadyai Office)

37 Chotivittayakul 3 Rd., Khohong, Hadyai, Songkhla 30110

Tel : 074 335 800 Fax : 074 335 801

Email : marketing@palawatr.co.th

Website : www.palawatr.co.th

GEAR MOTORS