

# ***Haugen***

Marv Haugen Enterprises

1851 Heartland Ave.

Casselton, ND 58012

**Toll Free 877-580-6218**

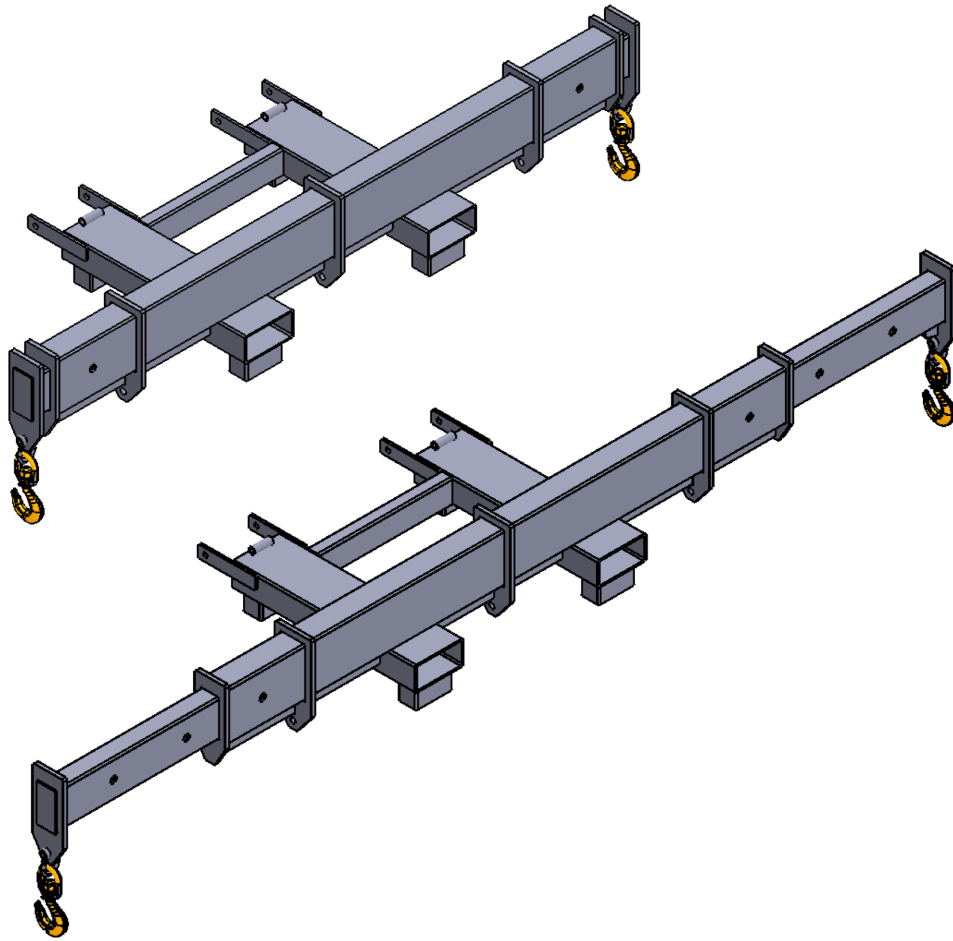
Phone: 701-347-4827 Fax: 701-347-4830

Website: [www.haugenattachments.com](http://www.haugenattachments.com)

## **Fork Mounted Spreader Bars**

**Model - MASPR-812**

**Installation and Safety Manual**



[www.haugenattachments.com](http://www.haugenattachments.com)

Marv Haugen Enterprises Inc. \* 1851 Heartland Ave. \* Casselton, ND 58012 \* Phone 1-877-580-6218



Marv Haugen Enterprises  
1851 Heartland Ave.  
Casselton, ND 58012  
**Toll Free 877-580-6218**  
Phone: 701-347-4827 Fax: 701-347-4830  
Website: [www.haugenattachments.com](http://www.haugenattachments.com)

---

## **Adjustable Spreader Bars -Engineering**

Haugen Spreader Bar model MASPR 812 is designed for use on telehandlers , (extendable reach forklifts) , straight mast forklifts, and industrial lift trucks. They have been tested , proven and rated for the load capacities as labeled on the Spreader Bar. The MASPR 812 spreader bar design has been reviewed by a third party Engineering firm and carriers their stamp of approval. The Spreader Bars are designed to meet ANSI/ITSDF B56.6 and CSA B335 Standards.

Marv Haugen Enterprises has been manufacturing Forklift Attachments for 15 years and we have a very good safety record. Everything we build is designed with safety in mind and to the highest quality.

## **Inspection Before Every Use**

Inspect the Adjustable Spreader Bar before every use. Make sure all of the safety retaining pins are properly secured and free from any deformation. Check all of the hooks, shackles and latches. Make sure they are fully functional and that the screw pins are tight. Check for any cracked welds, elongated holes or excessive wear on the product. Make sure the load capacity chart sticker is present and clearly marked on the spreader bar.

## **Installation**

The Adjustable Spreader Bar is very easily installed by inserting your forklift tines fully into the pockets so the ears extend behind the forks. Then install the safety pin behind the fork and insert the security clip. This pin is chained to the Spreader Bar and must be properly installed and secured before using the Spreader Bar. Note the Spreader Bar and hooks should be fully inspected before each use.

## **Hooks**

The Adjustable Spreader Bar is furnished with two 5 ton shackles and two 5 ton swivel hooks. A third swivel hook is optional. One of these hooks can be moved to the center position. Never use only one of the side hooks. The load should be secured to the center only, or to each of the outside hooks, or all three hooks. Never side load the spreader Bar.



Marv Haugen Enterprises  
1851 Heartland Ave.  
Casselton, ND 58012  
**Toll Free 877-580-6218**  
Phone: 701-347-4827 Fax: 701-347-4830  
Website: [www.haugenattachments.com](http://www.haugenattachments.com)

---

## **General Rules - Read before using**

1. Only qualified and trained personal should operate the forklift. They must have read and understand this manual and the forklifts operating manual. The forklift operator must also be properly certified under OSHA requirements to operate the forklift to be used
2. Inspect the Spreader Bar, Swivel hooks, and Latches. Look for any missing pieces, stressed or broken welds. Any stress or deformation of tubing or other components. Look at the swivel hooks and latches for any stress cracks. Make sure that the screws on the shackles are tight.
3. Check the decals to make sure they are present and clear. Note the empty weight of the Spreader Bar.
4. Check the Fork tines retainer pins. Making sure they are installed and properly pinned to each fork tine. Each pin must have the hair pin secured as well.
5. Do not allow anyone to ride on the spreader bar or the load.
6. The operator must avoid carrying loads over people and they need to keep a ten foot radius under any thing that is suspended. No personnel is allowed within ten feet of the area in which the load would fall if a failure occurred.
7. The forklift should always be level. Check to make sure the forklift is on a level stable surface before lifting the load.
8. Fork Tines should always be level or rolled back. Never tilt the fork tines forwards or at a downward angle.
9. Do not pull loads. Spreader Bars are designed for vertical lifting only.
10. Carry all loads low and use tag lines to keep loads from swinging if possible.
11. Operator must not be under the influence of any alcohol or drugs.
12. Never exceed the forklift manufacturers lifting capacity.
13. Refer to the Forklifts operators manual for more information on handling elevated loads and additional safety information.

# Haugen

Marv Haugen Enterprises  
1851 Heartland Ave.  
Casselton, ND 58012  
Toll Free 877-580-6218  
Phone: 701-347-4827 Fax: 701-347-4830  
Website: [www.haugenattachments.com](http://www.haugenattachments.com)

## Lift Capacity

The design of the Adjustable Spreader Bar holds the Swivel Hooks at a 24" load center. This is the load center that is found on most forklifts. Since the Spreader Bars lift points are located at a 24" load center, the forklifts standard load chart will normally apply. It is necessary to include the empty weight of the attachment, rigging and the weight of the load. A down rated load chart should not be required.

The lifting capacity of the Spreader Bar does not reflect the capacity of the Telehandler or Forklift. The load must never exceed the Telehandler or Forklifts load chart.

Empty weight of the MASPR 812 Spreader Bar = 510 lbs

# WARNING

## \*Lift Capacity Rating

Position	Spread	*Max Capacity Rating
1	Center	10000 lbs
2	65.38" Spread	(5000 lbs x 2 =10000 lbs)
3	97.88" Spread	(4000 lbs x 2 =8000 lbs)
4	121.88" Spread	(3500 lbs x 2 =7000 lbs)
5	145.88" Spread	(3000 lbs x 2 =6000 lbs)

Empty Weight of Model MASPR 812 - 510 LBS

\* These lift capacity ratings are for the Spreader Bar only. The Lifting Capacity is ultimately determined by the host machine. Never lift more than the operating capacities of this Spreader Bar or the capacities stated by the Manufacturer of the host machine.

MASPR 812

# Haugen

Marv Haugen Enterprises

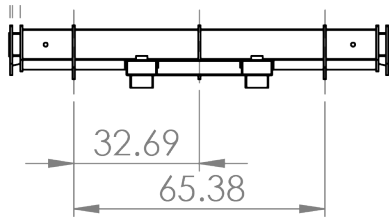
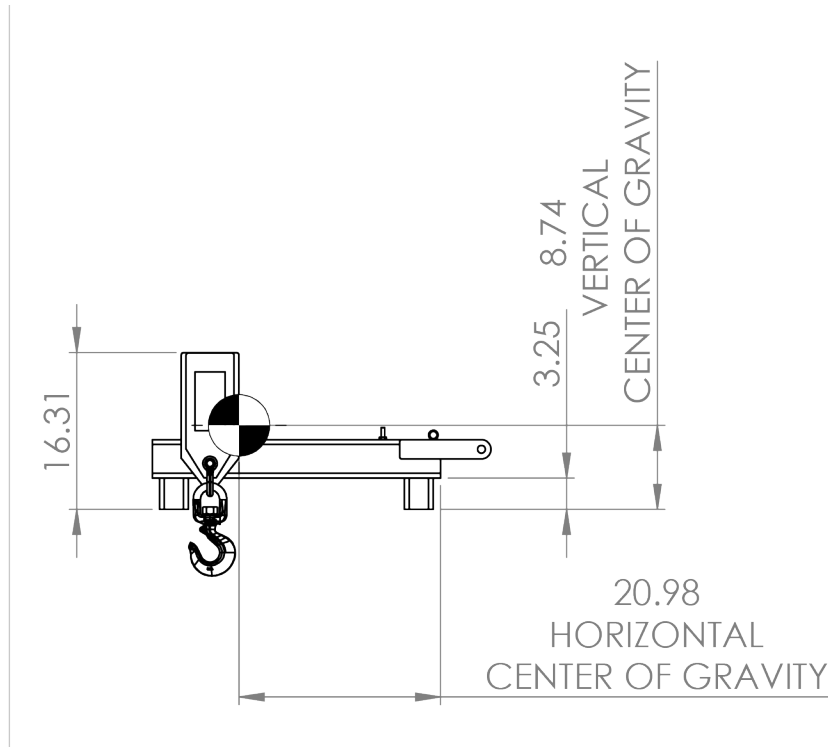
1851 Heartland Ave.

Casselton, ND 58012

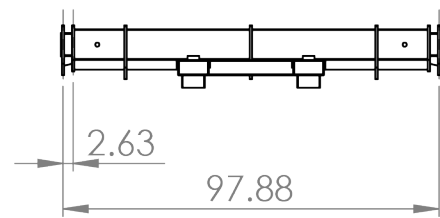
Toll Free 877-580-6218

Phone: 701-347-4827 Fax: 701-347-4830

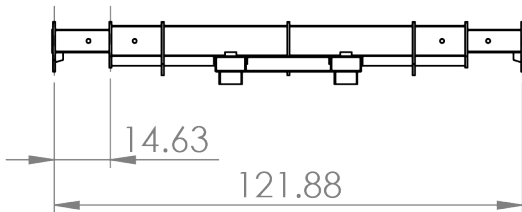
Website: [www.haugenattachments.com](http://www.haugenattachments.com)



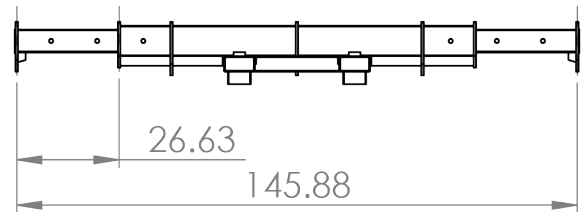
INSIDE HOOKS



8' SPAN



10' SPAN



12' SPAN

# Haugen

