

# TORSA

## TASK CHAIR

Cutting-edge design and the ability to personalize frame, arm and mesh color combinations make Torsa the natural preference for a fresh, clean style. The innovative cable-driven synchro mechanism with Comfort Drive® allows easy fingertip adjustment from a seated position. And remarkably, excellent ergonomics come standard with adjustable lumbar support and seat depth adjustment.

*Inspired by nature.*



**GOOD :: \$796**

Enhanced synchro mechanism with Comfort Drive, seat depth adjustment, fixed nylon arms, nylon base, grade 1 textile



**BETTER :: \$836**

Enhanced synchro mechanism with Comfort Drive, seat depth adjustment, multi-adjustable nylon arms, nylon base, grade 1 textile



**BEST :: \$1,002**

Enhanced synchro mechanism with Comfort Drive, seat depth adjustment, fixed polished aluminum arms, polished aluminum base, grade 1 textile

# TORSA

**CATEGORY: TASK CHAIR**

**BASE PRICE: \$836**

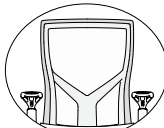
**GSA SIN #: 33721**

Torsa base price includes highback mesh, enhanced synchro with Comfort Drive® and seat depth adjustment, multi-adjustable nylon arm, nylon base and grade 1 textile.

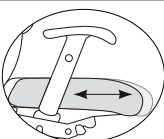
## FEATURES

- Cutting-edge design
- Four frame/arm color combinations and 10 mesh colors
- Enhanced Synchro with Comfort Drive and seat depth adjustment
- Adjustable lumbar support
- Textured control knobs
- Comfortable and durable mesh back
- Waterfall seat
- CAL 133 approved models
- 300 lb weight capacity warranty

### 1. Back

Back Size and Style	Code	Price	
Highback Mesh	6023	+ \$0	

### 2. Mechanism

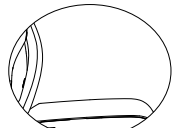
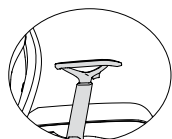
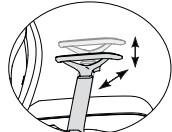
Mechanism	Code	Price	
Enhanced Synchro With Comfort Drive and Seat Depth Adjustment	Y/E3	+ \$0	

Seat depth adjustment available with enhanced synchro (Y) mechanism only.

### 3. Frame

Frame Color	Code	Price	
Graphite	FC11	+ \$0	
White	FC12	+ \$0	
Back Support Color	Code	Price	
Graphite	Z3	+ \$0	
White	Z4	+ \$0	

### 4. Arms

Arm Style	Code	Price	
Armless	A0	- \$78	
Fixed Nylon	A132	- \$40	
Fixed Polished Aluminum	A131	+ \$53	
Multi-Adjustable (Height/Width)	A134	+ \$0	

Arm color will match back support color. Fixed polished aluminum arms available with either back support color.

### 5. Base

Base Color and Material	Code	Price	
Graphite Nylon Base (For Graphite Frame C11)	B14	+ \$0	
White Nylon Base (For White Frame FC12)	B20	+ \$0	
Polished Aluminum Base	B16	+ \$113	

Nylon bases must pair with their corresponding frame color. Polished aluminum base (B16) can be used with either frame color.

Casters or Glides	Code	Price	
<b>Casters</b>			
Carpet Casters	C25	+ \$0	
Hard Floor and Carpet Casters	C26	+ \$40	
Designer Casters	C30	+ \$119	
<b>Glides</b>			
Glides for Task Chairs	C3	+ \$30	
Cylinder Height	Code	Price	
Standard Cylinder	S0	+ \$0	
Higher Cylinder	S13	+ \$0	

## 6. Material

CAL 133	Code	Price
CAL 133, Fabric, Quantities 1-49	133F	+ \$99
CAL 133, Fabric, Quantities 50+	133F5	+ \$55
CAL 133, Leather, Any Quantity	133L	+ \$119
Mesh Color	Code	Price
Desert Solid Mesh	MC9	+ \$0
Desert Striped Mesh	MC16	+ \$0
Electric Blue Solid Mesh	MC13	+ \$0
Fire Solid Mesh	MC10	+ \$0
Fog Solid Mesh	MC7	+ \$0
Fog Striped Mesh	MC15	+ \$0
Navy Solid Mesh	MC8	+ \$0
Nickel Solid Mesh	MC6	+ \$0
Onyx Solid Mesh	MC5	+ \$0
Onyx Striped Mesh	MC14	+ \$0
Seat Textile	Code	Price
COM or Fabric Grade 1	COM/FG1	+ \$0
Fabric/Vinyl Grade 2	FG2	+ \$26
Fabric/Vinyl Grade 3	FG3	+ \$60
Fabric/Vinyl Grade 4	FG4	+ \$116
Fabric/Vinyl Grade 5	FG5	+ \$172
Fabric/Vinyl Grade 6	FG6	+ \$213
Fabric/Vinyl Grade 7	FG7	+ \$254
COL or Leather Grade 1	COL/LG1	+ \$300
Leather Grade 2	LG2	+ \$380
Leather Grade 3	LG3	+ \$480

Specify textile details in Price Calculation section. Please reference page 19 in the textile reference guide for pricing on fabrics over grade 7 and leather over grade 3.

## 7. Packaging

Packaging	Code	Price
Knocked Down	KD	+ \$0
Back Attached to Seat, Base Separate	UC	+ \$30
Fully Assembled in a Carton	AC	+ \$80

## SPECIFICATIONS

	6023 Highback Mesh Task Chair
Overall Width Armless	26"
Overall Width With Arms	27"
Overall Depth	27.125"
Overall Height	44.5"
Seat Width	19"
Seat Depth	18"-20.25"
Seat Height	17.36"-21.75" 19"-23.75" (S13)
Back Width	19"
Back Height	22"
Weight Armless	45 lb
Weight With Arms	50 lb
COM	1 yd
COL	17 sq ft
Weight Capacity Warranty	300 lb

Higher Cylinder (S13).



## FINAL PRICE CALCULATION

Category	Code	Price
<b>Base Price</b>		<b>\$836</b>
<b>1. Back</b>		
Back Size and Style	6023	\$0
<b>2. Mechanism</b>		
Mechanism	Y/E3	\$0
<b>3. Frame</b>		
Frame Color		\$0
Back Support Color		\$0
<b>4. Arms</b>		
Arm Style		\$
<b>5. Base</b>		
Base Color and Material		\$
Casters or Glides		\$
Cylinder Height		\$0
<b>6. Material</b>		
CAL 133		\$
Mesh Color		\$0
<b>Seat Textile</b> (Please Specify)		\$
Textile Manufacturer: _____		
Textile Pattern: _____		
Textile Colorway: _____		
<b>7. Packaging</b>		
Packaging		\$

TOTAL PRICE: \$ \_\_\_\_\_

QUANTITY: \_\_\_\_\_

REQUESTED DELIVERY DATE: \_\_\_\_\_

