

SWITCHBACK™

SitOnIt • Seating®

HEIGHT-ADJUSTABLE TABLE



Find your fit – stand or sit. Achieving the perfect position maximizes ergonomics and minimizes fatigue or injury. With the press of a button, you can make our Switchback elevate the way you work while ensuring it matches your unique needs. Configure your height-adjustable table with a variety of leg options and an extensive portfolio of top shapes and workstation add-ons. All that and quick installation make Switchback a leading solution in simplicity and endless versatility.

FEATURES:

- With a height range of 22.6" to 48.7" (including 1-1/8" top), anyone can find their ideal position.
- Gyro anti-collision technology from a patented sensor stops (and retracts) the table when it makes contact with any object.
- Push-button controls with four user-customized positions.
- 2-leg Switchback installs in 10 minutes or less.
- The 2-leg table can support 250 lb and the 3-leg version can support 330 lb.
- Standby power consumption: <0.1W; 98.5" power cord.
- Noise level: approximately 39 dB (not including ambient noise).
- Chicago Code Compliant (3 conductor type cord with grounded 3 prong molded case plug).
- Meets G1 ANSI BIFMA Certification.

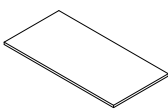


C-Leg

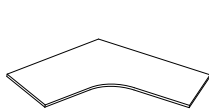


T-Leg (2-Leg Only)

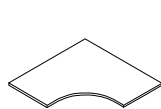
Base Finishes



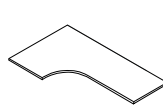
Rectangle
Supports Tops
48" – 72" wide



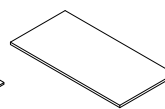
120°
Supports Tops
42" – 48" wide



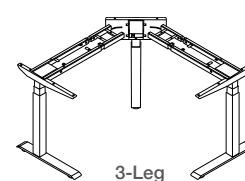
90°
Supports Tops
48" – 60" wide
(left or right)



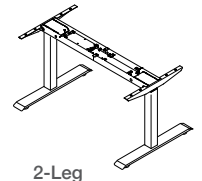
**Extended
Corner Top**
Supports Tops
60" – 72" wide
(left or right)



Return Top
Supports Tops
24" – 42" wide



3-Leg



2-Leg