



symmetry[®]
WORK IN MOTION



SWITCHBACK[™]
HEIGHT-ADJUSTABLE TABLE



Find your fit

Stand or sit. Achieving the perfect position maximizes ergonomics and minimizes fatigue or injury. With the press of a button, you can make our Switchback height-adjustable table elevate the way you work while ensuring it matches your unique needs.






Endlessly (and easily) versatile

You can configure your Switchback with a variety of leg, top and stage options. And when you bundle accessories, you create one of the most powerfully versatile workstation solutions around.




Stage options



Leg options



3-leg tabletop options



Product comparison

	2-Stage	3-Stage	3-Leg
Programmable push-button controls	•	•	•
Gyro anti-collision	•	•	•
Ships in 2 business days (base only)	•	•	•
Lifetime structural warranty	•	•	•
7-year electrical warranty	•	•	•
Ultra-quiet 39 dB motor	•	•	•
12 different laminate tops	•	•	•
Three durable powder-coated finishes	•	•	•
C-leg option	•	•	•
T-leg option	•	•	
Quick installation	•		•
Instant installation (partially preassembled)		•	
Meets G1 ANSI BIFMA certification		•	•
22.6" to 48.7" height range		•	•
Dual worksurface support beam		•	•

Options can vary based on Switchback version (leg combined with stage).


Closer look



With a height range of 22.6" to 48.7" (including the 1-1/8" top), anyone can find their ideal position.



Adapt to any office environment with 2-leg, 3-leg, T-leg, C-leg, 2-stage or 3-stage options.



Push-button controls with four user-customized positions.



Gyro anti-collision technology from a patented sensor stops (and retracts) the table when it makes contact with any object.



A variety of durable laminate options to fit your style.



The 2-leg table can support 250 lb and the 3-leg version can support 330 lb.



Three durable powder-coated metal finishes in silver, black or white.



Bases ship in 2 business days and shipping is free.*


*Bases with tops ship in 3 business days (quantity of 50 or fewer). Call us for timing on larger orders. Shipping is free except when ordering base and top quantities of three or fewer, which will incur a \$95 freight fee.

2-LEG 3-STAGE SWITCHBACK INSTALLS IN 10 MINUTES OR LESS

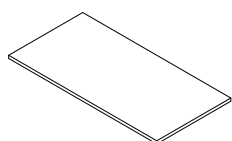



The finishing touches

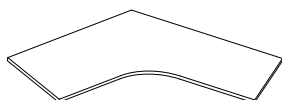
Table Finishes



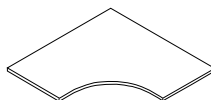
Base Finishes



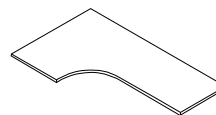
Rectangle
Supports Tops
42" – 84" wide
(based on model)



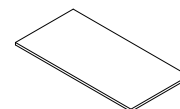
120°
Supports Tops
42" – 48" wide



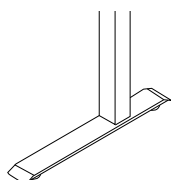
90°
Supports Tops
48" – 60" wide
(left or right)



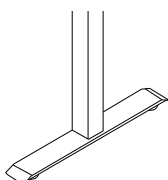
Extended Corner Top
Supports Tops
60" – 72" wide
(left or right)



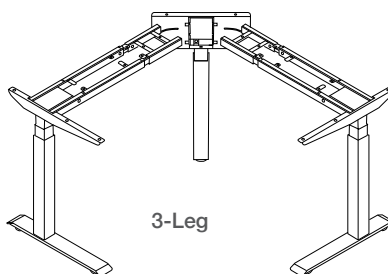
Return Top
Supports Tops
24" – 48" wide
(based on model)



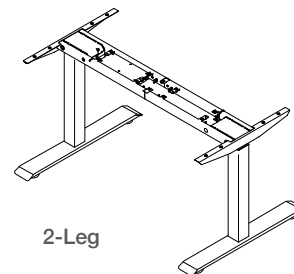
C-Leg



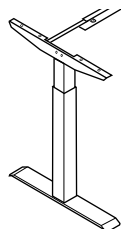
T-Leg
(2-Leg Only)



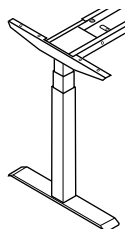
3-Leg



2-Leg



2-Stage



3-Stage

symmetry®