

PRODUCT SPECIFICATIONS ■

Strive® Stack Chairs & Café Stools

January 2020

TECHNICAL SPECIFICATIONS

Backrest

Injection-molded polypropylene with integral steel cantilever springs. The combination of the slotted polypropylene back and the spring steel provides a supportive flexing back. Springs are nominal 4.5 mm diameter chrome silicon valve spring wire.

Seat and Shroud

Injection-molded polypropylene.

Optional Upholstered Seat

Molded urethane foam is attached to an injection-molded polypropylene seat board, then upholstered using a draw-string process. The assembled seat pad is attached to the seat by means of hidden fasteners. Note: upholstered seat is required with translucent poly backs.

Optional Upholstered Back

A 1/2" thick urethane foam is attached to an injection-molded polypropylene back board, then upholstered using a draw-string process. The assembled back pad is attached to the back by means of fasteners which are exposed and are color matched to the polypropylene.

Frames

Legs are 7/8" O.D. by 13-gauge tubular steel. Cross members are 1" O.D. by 14-gauge tubular steel and 7/16" diameter solid steel. All joints are welded. Frames are available in 4-leg or sled base configurations. Standard 4-leg rear legs angle 14° from vertical. Wallsaver rear legs angle 23° from vertical.

Frame Finishes

Frames are finished in either baked-on electrostatically-applied 30-degree gloss epoxy powder-coat paint, or bright nickel-chrome plating.

Arms

Optional cantilever arms or loop arms are available. When equipped with arms, the supporting structure is a continuation of the rear leg finished to match the frame color. The armcaps are injection-molded glass filled polypropylene matching the frame finish (when frame finish is Chrome, hammertones, or Starlight Silver metallic, armcaps match the seat and back color; when back is Diamond translucent, armcaps are Light Tone; when back is Pewter translucent, armcaps are Flannel; when back is Bronze translucent, armcaps are Chocolate). The armcaps are attached to the steel structure by means of screws.

Glides

Upper and lower ends of leg tubes are capped with polypropylene end caps matching leg color (chrome frames and hammertone frames match the seat and back color). Three optional glide types are available for leg chairs: swivel poly/nylon, swivel steel and swivel felt glides. The swivel function allows the bottom of the glide to correctly match un-even floor conditions, resulting in less wear. Poly/nylon and felt glides are interchangeable and have easy-on/easy-off replaceable glide caps, which makes field replacement easy and efficient. Swivel poly glides are available in Stone color only. Optional glides for the sled base are co-extruded to provide a softer (non-skid) surface to protect the floor, but do not glide. Sled base chairs are also available with black nylon (plastic) glides and stainless steel glides.

Casters

4-leg chairs may be ordered with carpet casters instead of glides (does not apply to café stools). Casters are double-wheel (60 mm) high-impact thermoplastic and are available in black only.



TECHNICAL SPECIFICATIONS

Tablet Arm

Tablet support loop is a continuation of the rear leg and is available in left- or right-handed models. A formed steel hinge is welded to the top of the support structure, and secured with screws to the underside of the writing surface. Writing surface is 9¹/₂" x 20³/₄" x 12¹/₂" plywood core of 5/8" thick, 11-ply hardwood, surfaced with .030" high-pressure laminate top and plain backer undersurface. Edges are lacquered and sealed.

4-Leg Café Stool

4-leg models on glides are available in 24" and 30" seat heights. Stool-height units are equipped with a reinforcing foot ring made of a 1/2" diameter wire ring, which is open in the back to allow stacking of armless and cantilever arm stools.

Transport Dolly

Frame construction is welded tubular steel with a black powder-coated finish and 5" wheels (two swivel and two fixed). The dolly fits 4-leg or sled base chairs and has a capacity of fifteen poly chairs or eight upholstered chairs.

ChangeUp™ Tablet Arm

ChangeUp tablet support is integral to the chair frame and consists of a 7/8" diameter solid steel rod welded to the front and rear support tubes. A three-piece molded plastic armrest is included and attached to the chair frame using a #10 x 2 1/2" Phillips pan head tapping screw.

The tablet mechanism consists of a die-cast aluminum housing, upper and lower plastic bearings, and 11-gauge steel clamp and tablet board support plates. The tablet mechanism is clamped onto the chair frame over two plastic bushing halves and a 5/16" diameter by 1 3/4" hardened steel pin with a die-cast aluminum cap secured with two 1/4"-20 x 3/4" button socket head cap screws. The pin creates a solid 90° up/down pivot stop and the bushings provide a smooth, quiet operation. In the use position, the tablet mechanism rotates outward from the chair back an additional 20° and permits approximately 3 1/2" of adjustment for ingress/egress without stowing the tablet.

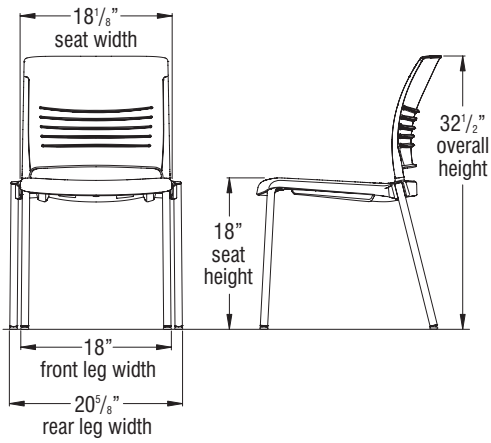
The tablet worksurface is 21" wide by 13 1/2" deep (235 square inches) is secured to the tablet board support plate with twelve #12 x 5/8" Phillips flat head tapping screws. The tablet board is made of 18 mm Baltic Birch plywood with .040" high-pressure laminate top surface and .02" thick phenolic backer surface for an overall board thickness of approximately 3/4". Edges are lacquered with a clear finish and sealed. The factory installed tablet assembly is not field installable and may not be removed.

Compliance

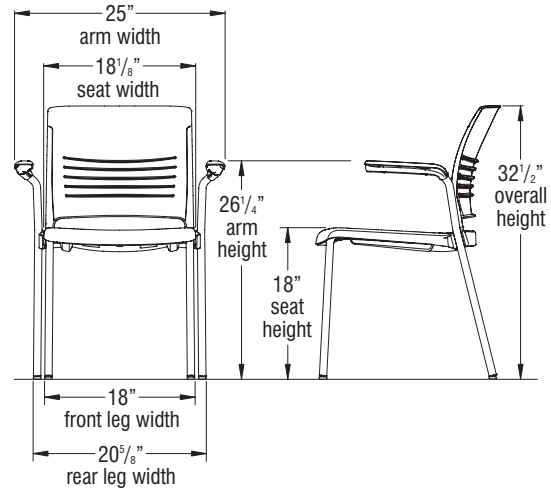
Support frame, mechanism and worksurface passes KI's internal testing for 250-pound weight capacity.

DIMENSIONS

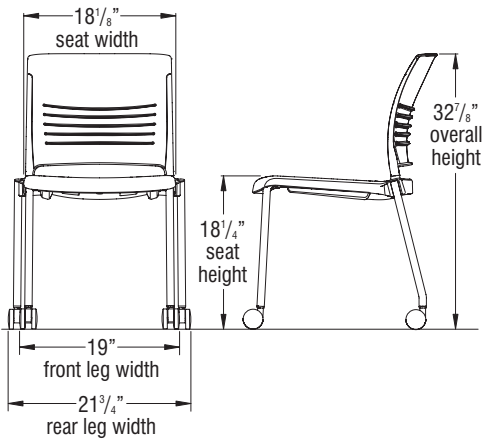
Strive Armless 4-Leg Chair



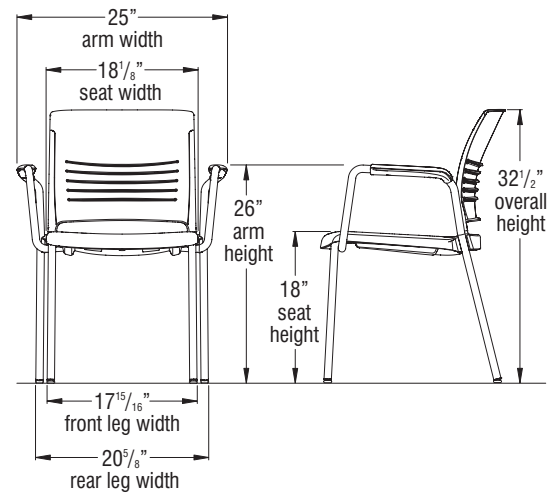
Strive 4-Leg Cantilever Armchair



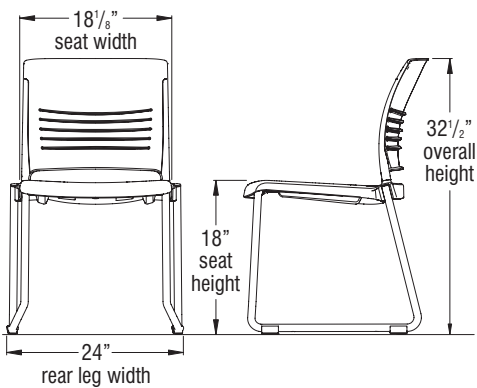
Strive Armless 4-Leg Chair with Casters



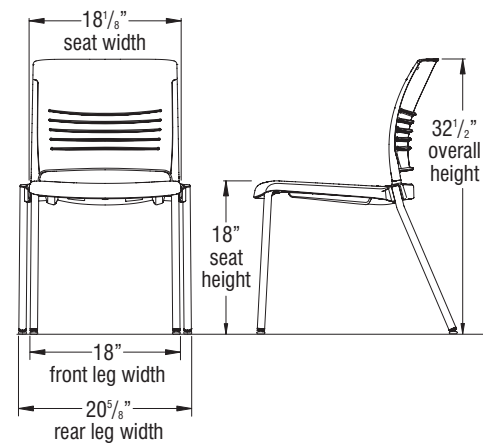
Strive 4-Leg Loop Armchair



Strive Armless Sled Base Chair

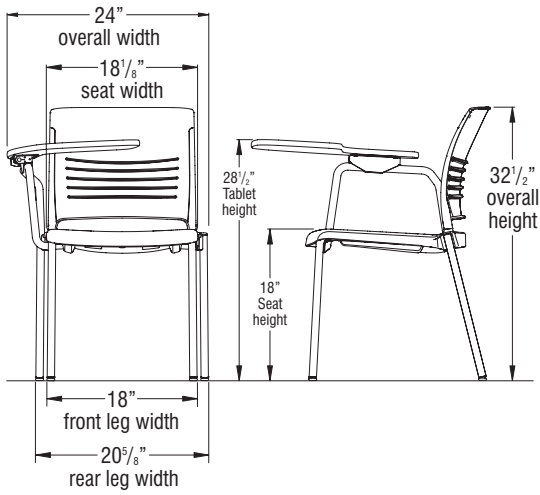


Strive Armless Sled Base Chair

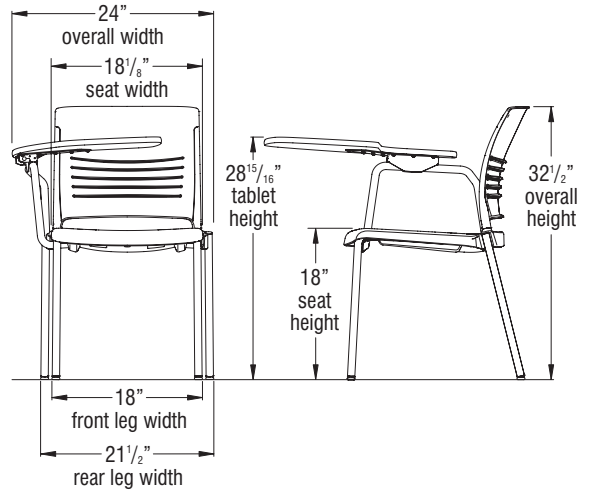


DIMENSIONS

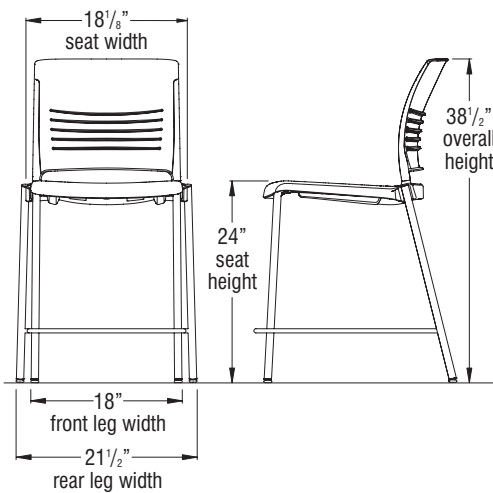
Strive 4-Leg Tablet Armchair



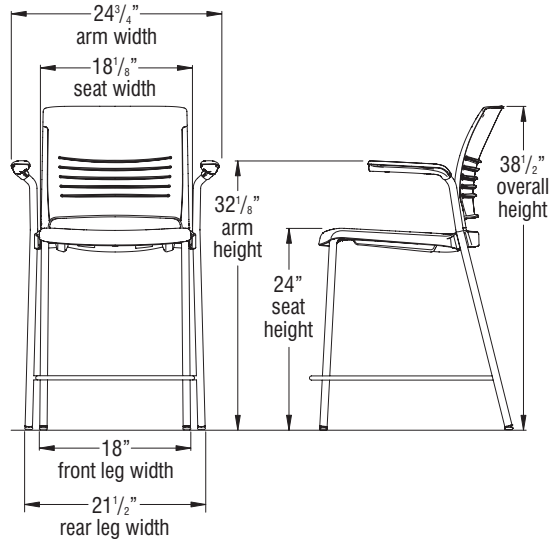
Strive 4-Leg Oversized Tablet Armchair



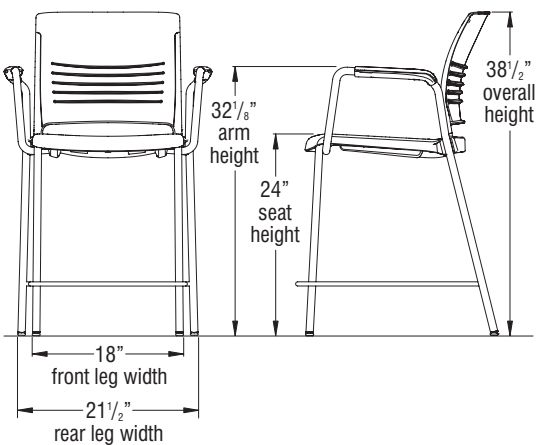
Strive Armless 4-Leg Café Stool



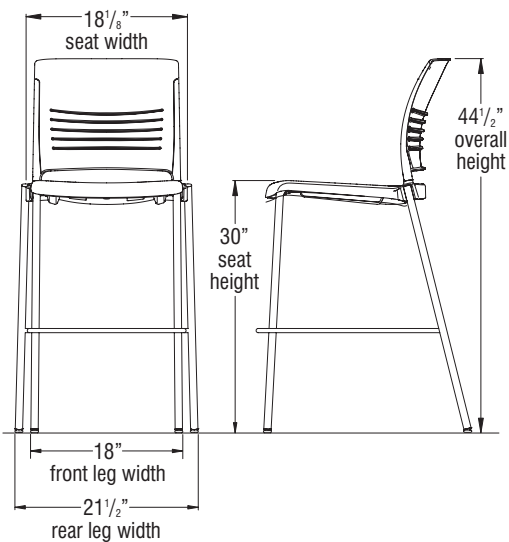
Strive 4-Leg Cantilever Arm Café Stool



Strive 4-Leg Arm Café Stool

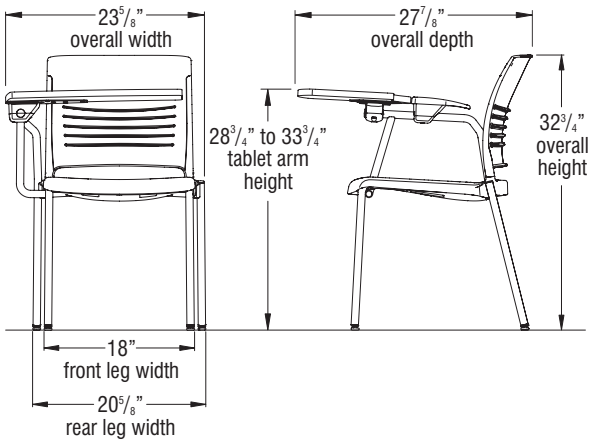


Strive Armless 4-Leg Café Stool

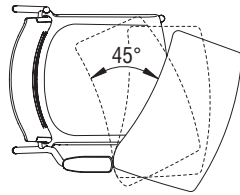
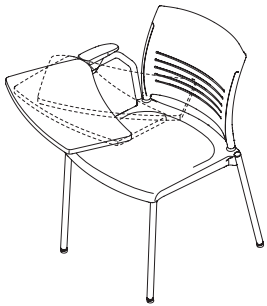
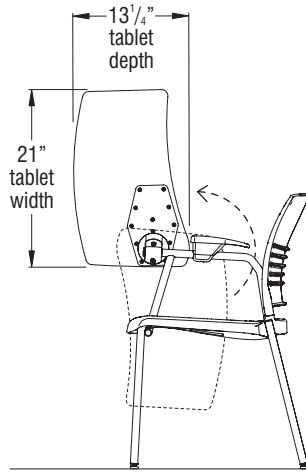



DIMENSIONS

Strive 4-Leg ChangeUp Tablet Armchair



ChangeUp Tablet Arm

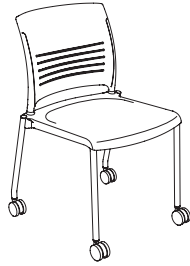


STATEMENT OF LINE

All models are available in polypropylene seat/backrest, upholstered seat/ polypropylene backrest, or upholstered seat/backrest.



SLNAP



SLNAPC



SLCAP



SLCAPC



SLLAP



SLLAPC



SLTAPRH



SLOVTAPRH




SLNAPWS



SLCAPWS



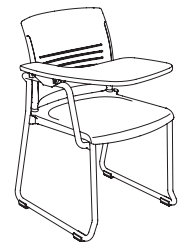
SLLAPWS



SSNAP



SSCAP



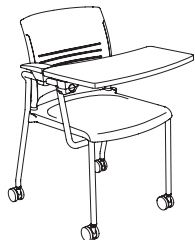
SSTAPRH



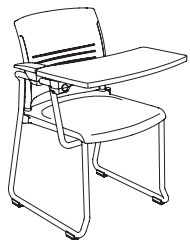
SSOVTAPRH



SLCUTAPRH



SLCUTAPCRH




SSCUTAPRH

CODE COMPLIANCE




STATEMENT OF LINE


All models are available in polypropylene seat/backrest, upholstered seat/ polypropylene backrest, or upholstered seat/backrest.



SLSNAP



SLSCAP



SLSLAP

CODE COMPLIANCE

