

PRODUCT SPECIFICATIONS ■

Ruckus Post-Leg Desks & Activity Tables

March 2022

TECHNICAL SPECIFICATIONS

Post-Leg Desktops & Activity Tabletops

All tops are $1\frac{1}{4}$ " or $\frac{3}{4}$ " nominal overall thickness with .030" thick high-pressure laminate top surface and .028" phenolic backer (bottom surface). All post-leg desks and kite and diamond activity tables are available with either top thickness. All remaining activity tables are only available with the $1\frac{1}{4}$ " top thickness. The density of the core in standard tops is 45 lb/cu ft particleboard, M3 grade. All tops have a 2 mm bonded edge band for tamper and moisture resistance, specified as 74P for $1\frac{1}{4}$ " tops and as 73P for $\frac{3}{4}$ " tops.

Post Leg Assembly

Leg assembly heights are achieved by accounting for $1\frac{1}{4}$ " tabletop thickness. For tables or desks with $\frac{3}{4}$ " tops, height dimensions are $\frac{1}{2}$ " (nominal) less. Leg assemblies come in four variations, 29" fixed-height, 12-19" floor adjustable-height, 20-33" sit adjustable-height, & 29-42" sit-stand adjustable-height. All adjustable-height table legs adjust with screws in 1" increments.



Fixed-Height Post Leg Construction

Consists of a $1\frac{3}{4}$ " O.D. 14-gauge steel tube welded to a $\frac{1}{4}$ " thick mounting plate. Leg bottom has a pressed-in steel insert with $\frac{5}{16}$ -18 UNC threaded hole for either caster or glide.

Screw Adjustable-Height Post Leg Construction (upper & lower leg members)

The upper (outer), leg member consists of a $1\frac{3}{4}$ " O.D. 14-gauge steel tube welded to a $\frac{1}{4}$ " thick mounting plate. The lower (inner) leg member consists of a $1\frac{1}{2}$ " O.D. 14-gauge steel tube containing fifteen $\frac{1}{4}$ -20 UNC holes in 1" increments to allow for error-free desk and table height adjustment, and has a pressed-in plastic insert at floor level with $\frac{5}{16}$ -18 UNC steel threaded hole for either caster or glide. Height adjustment of each leg assembly is locked using two $\frac{1}{4}$ -20 screws with lock washers at the outer leg member, threading into the inner leg member. Post-leg desks & kite or diamond activity tables use a $\frac{1}{4}$ " thick triangular mounting plate ($5 \times 6\frac{1}{2}$ "). All other tables use a $\frac{1}{4}$ " thick square mounting plate ($8" \times 8"$). Casters and glides are shipped assembled to the legs. Adjustable legs with a height range of 12-19" are shipped from the factory pre-set to 19" table height. Adjustable legs with a height range of 20-42" are shipped from the factory pre-set to 29" table height.

Castors & Glides

Each table includes either: all casters, all glides, or a caster and glide mix that includes casters for two legs and glides for all remaining legs. 12-19" post-leg assemblies are available with glides only and do not include spacers. Casters are 50 mm O.D. double-wheel, molded nylon, black, unhooded, with brake and use a $\frac{5}{16}$ -18 threaded steel stem for mounting. Glides are either: Black nylon with a $\frac{5}{16}$ -18 threaded steel stem or Black nylon with felt base with a $\frac{5}{16}$ -18 threaded steel stem. Glides are utilized with a Black nylon glide locking spacer (patent pending). The spacer has steel $\frac{5}{16}$ -18 threaded hole. The spacer and glide combination allows for interchangeability between glides and casters without a change in height of the desk or table surface.

Undersurface Accessories

Book Basket

Optional book basket is made of chrome plated 7 mm diameter solid steel wire. Fastens to underside of top with eight #12 x $\frac{3}{4}$ " Phillips pan head screws. Book basket is only available on the Ruckus Post-Leg Desk.

Small and Large Book Boxes

Optional solid molded thermoplastic polypropylene book box. Translucent finish helps provide safe environment while allowing for some degree of personal privacy. Molded-in pencil tray keeps items conveniently inside book box within easy reach, not on the floor or in the back of the book box. Fastens to underside of top with nine #12 x $\frac{3}{4}$ " Phillips pan head screws. Small and Large Book Boxes are only available on Ruckus Post-Leg Desks.

Removable Tote Storage

Totes are molded from talc filled Polypropylene giving strength and rigidity. The totes are completely translucent for visibility of the contents within. The Polypropylene contains an anti-static additive to reduce the attraction of dust. Polypropylene is chemically resistant to a majority of chemicals and cleaners used in schools. Removable tote storage is available on both the Ruckus Post-Leg Desks and Activity Tables.

Book Bag Hook

Optional book bag hook is formed from $\frac{1}{4}$ " solid wire rod and is chrome plated for long lasting wear resistance. Fastens to underside of top with two #12 x $\frac{3}{4}$ " Phillips pan head screws. Hook can be combined with any of the under storage options. Book bag hook must be ordered separately as an accessory.

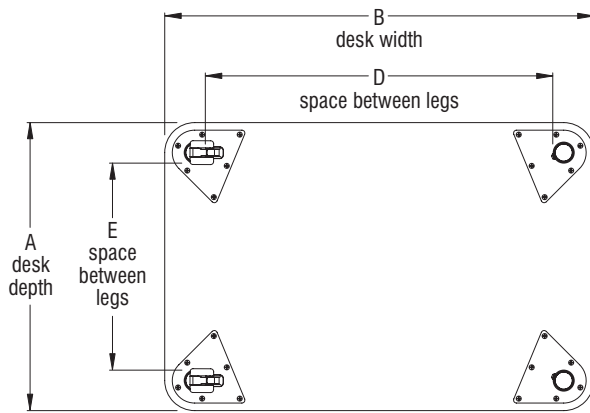


DIMENSIONS

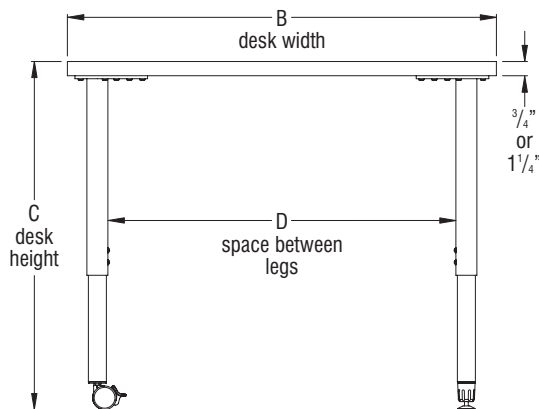
Ruckus Post-Leg Rectangular Desk

Model Number	A Desk Depth	B Desk Width	C Desk Height	D Space Between Legs	E Space Between Legs	Worksurface Thickness	Fixed Legs	Adjustable Legs	Large Book Box
RDEHA2030-73P	20"	29.75"	11 1/2" - 18 1/2"	23.25"	13.25"	3/4"		•	•
RDEHA2036-73P	20"	35.75"	11 1/2" - 18 1/2"	29"	13.25"	3/4"		•	•
RDEHA2436-73P	24"	35.75"	11 1/2" - 18 1/2"	29"	17.25"	3/4"		•	•
RDEAA2030	20"	29.75"	29"	23.25"	13.25"	3/4" or 1 1/4"	•		
RDEAA2036	20"	35.75"	29"	29"	13.25"	3/4" or 1 1/4"	•		•
RDEAA2436	24"	35.75"	29"	29"	17.25"	3/4" or 1 1/4"	•		•
RDEEA2030	20"	29.75"	20" - 33"	23.25"	13.25"	3/4" or 1 1/4"		•	
RDEEA2036	20"	35.75"	20" - 33"	29"	13.25"	3/4" or 1 1/4"		•	•
RDEEA2037ADA	20"	37"	20" - 33"	30.25"	13.25"	3/4" or 1 1/4"		•	•
RDEEA2436	24"	35.75"	20" - 33"	29"	17.25"	3/4" or 1 1/4"		•	•
RDEFA2030	20"	29.75"	29" - 42"	23.25"	13.25"	3/4" or 1 1/4"		•	
RDEFA2036	20"	35.75"	29" - 42"	29"	13.25"	3/4" or 1 1/4"		•	•
RDEFA2037ADA	20"	37"	29" - 42"	30.25"	13.25"	3/4" or 1 1/4"		•	•
RDEFA2436	24"	35.75"	29" - 42"	29"	17.25"	3/4" or 1 1/4"		•	•

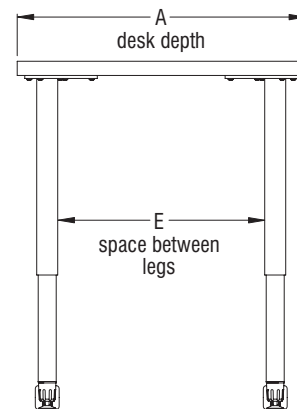
(model RDEEA2436 with caster/glide base shown)



(bottom view)



(front view)



(side view)

Note: Desk height dimensions in the chart above (excluding RDEHA models) represent desks with a nominal worksurface thickness of 1 1/4". If the worksurface thickness is 3/4", 1/2" must be subtracted from the "desk height" column in the chart. Reference the "Desk/Table Storage Dimensions" charts on pages 8-10 for storage clearance dimensions.

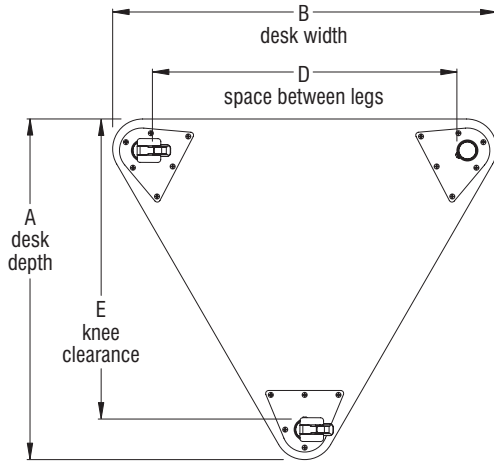
Note: For Ruckus Post-Leg Rectangular Desk models RDEAA2030, RDEEA2030, RDEFA2030 and RDEHA2030 the entire Ruckus chair frame will not fit between the legs, and therefore will not stack on the desk surface.

DIMENSIONS

Ruckus Post-Leg E-Triangle Desk

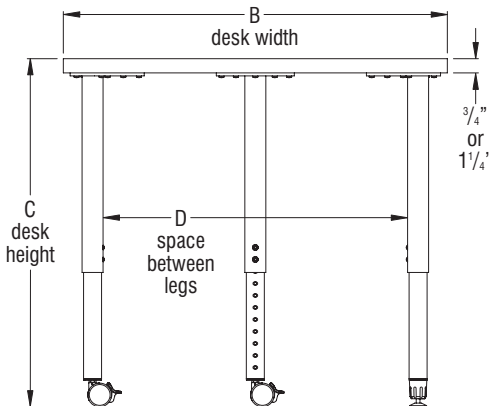
Model Number	A Desk Depth	B Desk Width	C Desk Height	D Space Between Legs	E Knee Clearance	Worksurface Thickness	Fixed Legs	Adjustable Legs	Large Book Box
RDEHK32-73P	28.38"	32"	11 1/2" - 18 1/2"	25.38"	25.01"	3/4"		•	•
RDEHK37-73P	32.71"	37"	11 1/2" - 18 1/2"	30.38"	29.34"	3/4"		•	•
RDEAK32	28.38"	32"	29"	25.38"	25.01"	3/4" or 1 1/4"	•		
RDEAK37	32.71"	37"	29"	30.38"	29.34"	3/4" or 1 1/4"	•		•
RDEEK32	28.38"	32"	20" - 33"	25.38"	25.01"	3/4" or 1 1/4"		•	
RDEEK37	32.71"	37"	20" - 33"	30.38"	29.34"	3/4" or 1 1/4"		•	•
RDEFK32	28.38"	32"	29" - 42"	25.38"	25.01"	3/4" or 1 1/4"		•	
RDEFK37	32.71"	37"	29" - 42"	30.38"	29.34"	3/4" or 1 1/4"		•	•

(model RDEEK32 with caster/glide base shown)

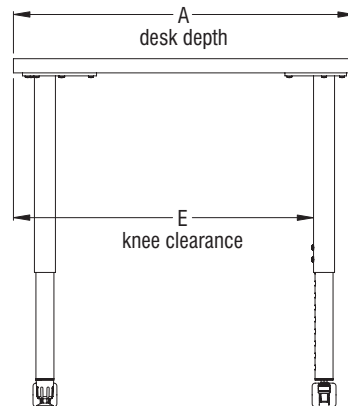


(bottom view)

Note: Desk height dimensions in the chart above (excluding RDEHK models) represent desks with a nominal worksurface thickness of 1 1/4". If the worksurface thickness is 3/4", 1/2" must be subtracted from the "desk height" column in the chart. Reference the "Desk/Table Storage Dimensions" charts on pages 8-10 for storage clearance dimensions.



(front view)



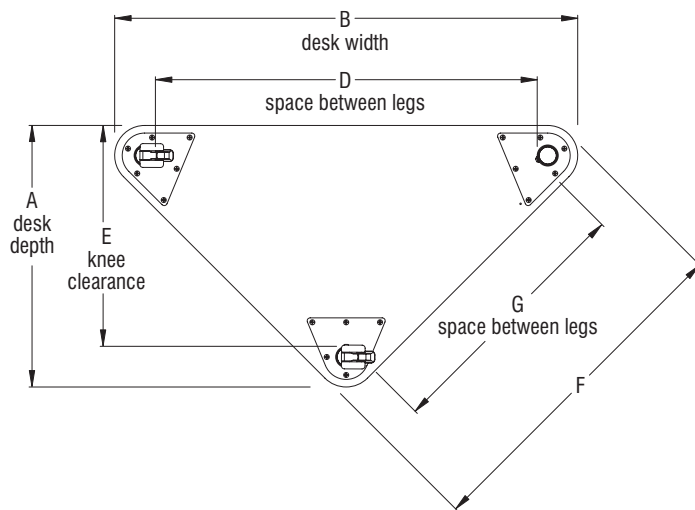
(side view)

DIMENSIONS

Ruckus Post-Leg R-Triangle Desk

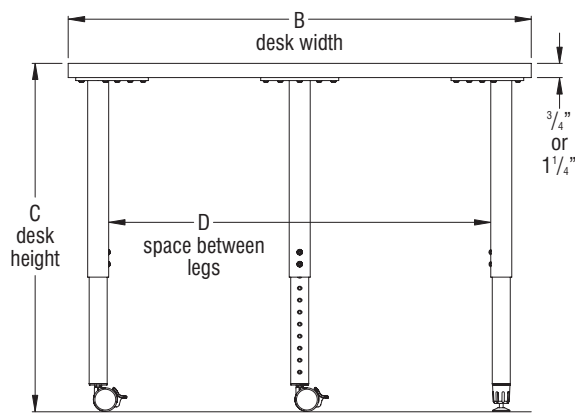
Model Number	A Desk Depth	B Desk Width	C Desk Height	D Space Between Legs	E Knee Clearance	F	G Space Between Legs	Worksurface Thickness	Fixed Legs	Adjustable Legs	Large Book Box
RDEAL39	21.79"	38.59"	29"	31.84"	18.42"	28.75"	22"	3/4" or 1 1/4"	•		
RDEAL47	25.75"	46.49"	29"	39.75"	22.37"	34.34"	27.59"	3/4" or 1 1/4"	•		•
RDEEL39	21.79"	38.59"	20" - 33"	31.84"	18.42"	28.75"	22"	3/4" or 1 1/4"		•	
RDEEL47	25.75"	46.49"	20" - 33"	39.75"	22.37"	34.34"	27.59"	3/4" or 1 1/4"		•	•
RDEFL39	21.79"	38.59"	29" - 42"	31.84"	18.42"	28.75"	22"	3/4" or 1 1/4"		•	
RDEFL47	25.75"	46.49"	29" - 42"	39.75"	22.37"	34.34"	27.59"	3/4" or 1 1/4"		•	•

(model RDEEL39 with caster/glide base shown)

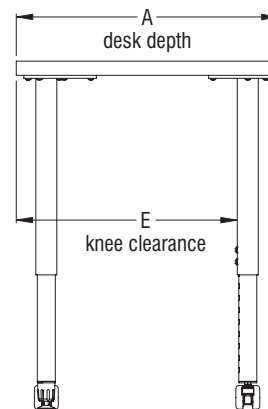


(bottom view)

Note: Desk height dimensions in the chart above represent desks with a nominal worksurface thickness of 1 1/4". If the worksurface thickness is 3/4", 1/2" must be subtracted from the "desk height" column in the chart. Reference the "Desk/Table Storage Dimensions" charts on pages 8-10 for storage clearance dimensions.



(front view)



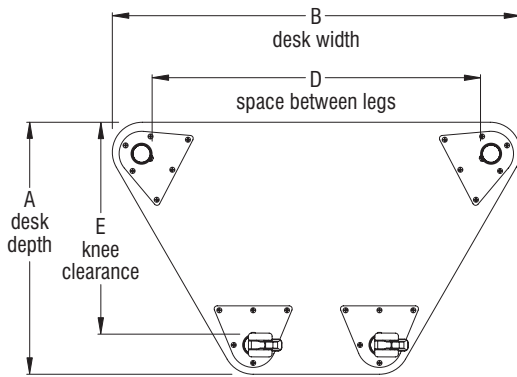
(side view)

DIMENSIONS

Ruckus Post-Leg Trapezoid Desk

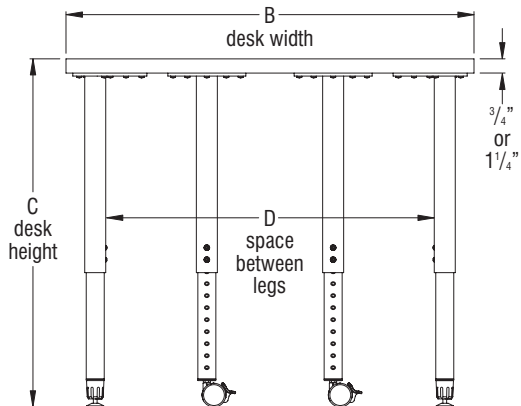
Model Number	A Desk Depth	B Desk Width	C Desk Height	D Space Between Legs	E Knee Clearance	Worksurface Thickness	Fixed Legs	Adjustable Legs	Large Book Box
RDEAM34	21"	34"	29"	27.38"	17.69"	3/4" or 1 1/4"	•		
RDEAM37	23.50"	37"	29"	30.38"	20.19"	3/4" or 1 1/4"	•		•
RDEEM34	21"	34"	20" - 33"	27.38"	17.69"	3/4" or 1 1/4"		•	
RDEEM37	23.50"	37"	20" - 33"	30.38"	20.19"	3/4" or 1 1/4"		•	•
RDEFM34	21"	34"	29" - 42"	27.38"	17.69"	3/4" or 1 1/4"		•	
RDEFM37	23.50"	37"	29" - 42"	30.38"	20.19"	3/4" or 1 1/4"		•	•

(model RDEEM34 with caster/glide base shown)

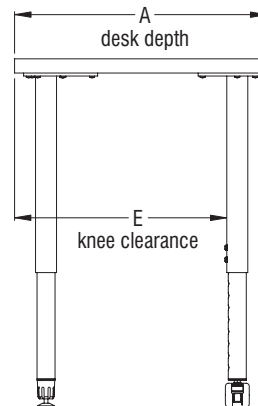


(bottom view)

Note: Desk height dimensions in the chart above represent desks with a nominal worksurface thickness of 1 1/4". If the worksurface thickness is 3/4", 1/2" must be subtracted from the "desk height" column in the chart. Reference the "Desk/Table Storage Dimensions" charts on pages 8-10 for storage clearance dimensions.



(front view)



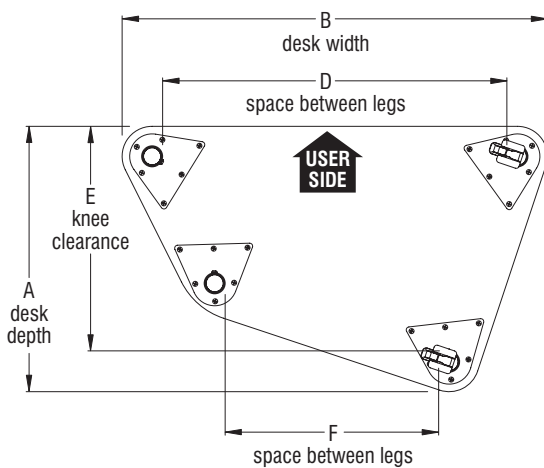
(side view)

DIMENSIONS

Ruckus Post-Leg Oddquad Desk

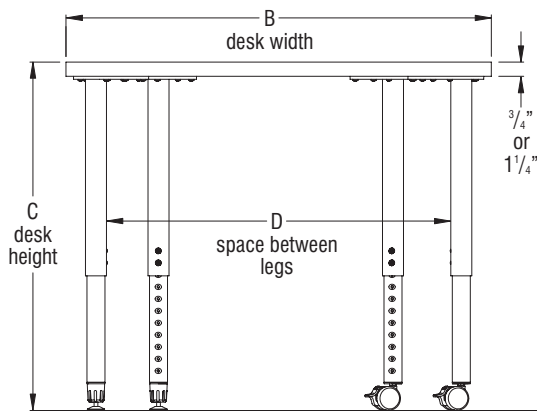
Model Number	A Desk Depth	B Desk Width	C Desk Height	D Space Between Legs	E Knee Clearance	F Space Between Legs	Worksurface Thickness	Fixed Legs	Adjustable Legs	Large Book Box
RDEAZ36	22.11"	35.44"	29"	28.69"	18.74"	18.85"	3/4" or 1 1/4"	•		
RDEAZ39	23.98"	38.56"	29"	31.81"	20.61"	21.32"	3/4" or 1 1/4"	•		•
RDEEZ36	22.11"	35.44"	20" - 33"	28.69"	18.74"	18.85"	3/4" or 1 1/4"		•	
RDEEZ39	23.98"	38.56"	20" - 33"	31.81"	20.61"	21.32"	3/4" or 1 1/4"		•	•
RDEFZ36	22.11"	35.44"	29" - 42"	28.69"	18.74"	18.85"	3/4" or 1 1/4"		•	
RDEFZ39	23.98"	38.56"	29" - 42"	31.81"	20.61"	21.32"	3/4" or 1 1/4"		•	•

(model RDEEZ36 with caster/glide base shown)

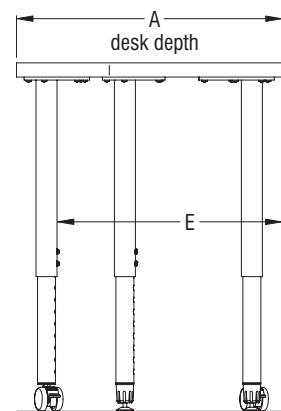


(bottom view)

Note: Desk height dimensions in the chart above represent desks with a nominal worksurface thickness of 1 1/4". If the worksurface thickness is 3/4", 1/2" must be subtracted from the "desk height" column in the chart. Reference the "Desk/Table Storage Dimensions" charts on pages 8-10 for storage clearance dimensions.



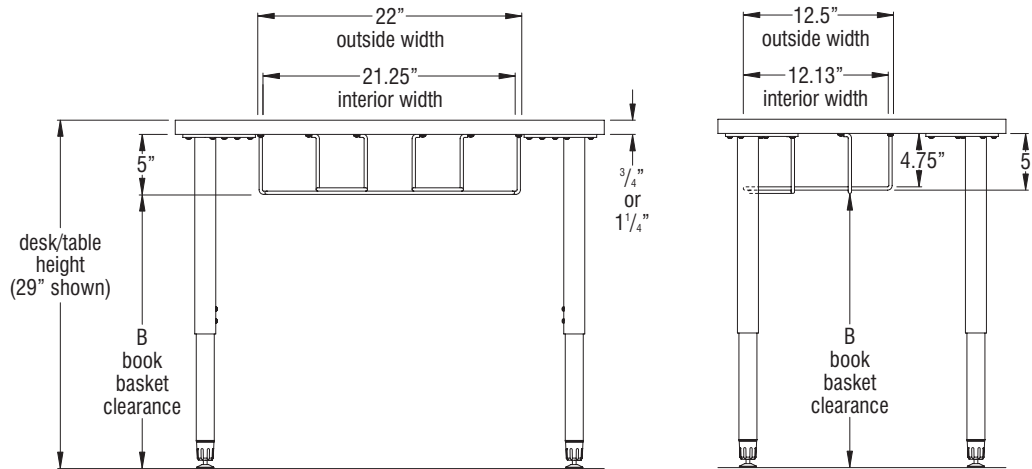
(front view)



(side view)

DIMENSIONS - Desk/Table Storage Dimensions

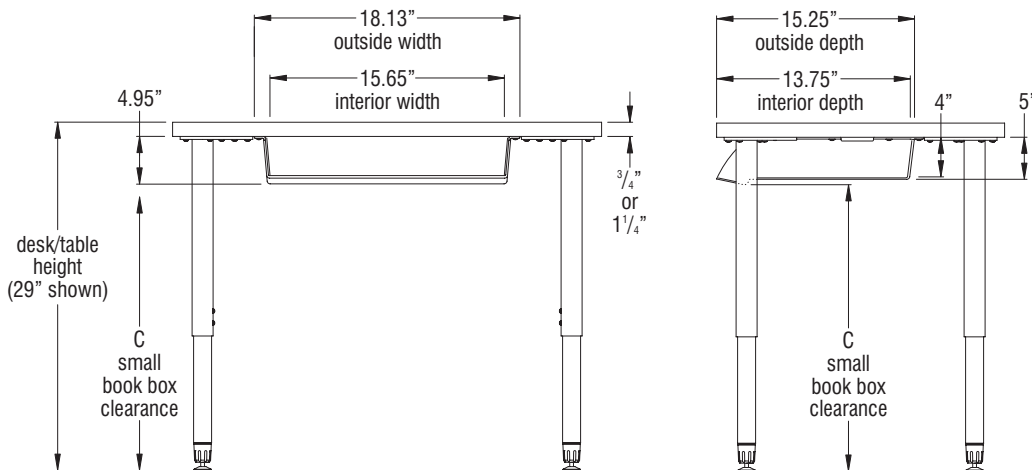
Book Basket



	Book Basket
Model Number	IL.85.0005
Outside Width	22"
Outside Depth	12.5"
Outside Height	5"
Interior Width	21.25"
Interior Depth	12.13"
Interior Height	4.75"

Reference the "Desk/Table Storage Clearance" chart on page 10 for storage clearance dimensions.

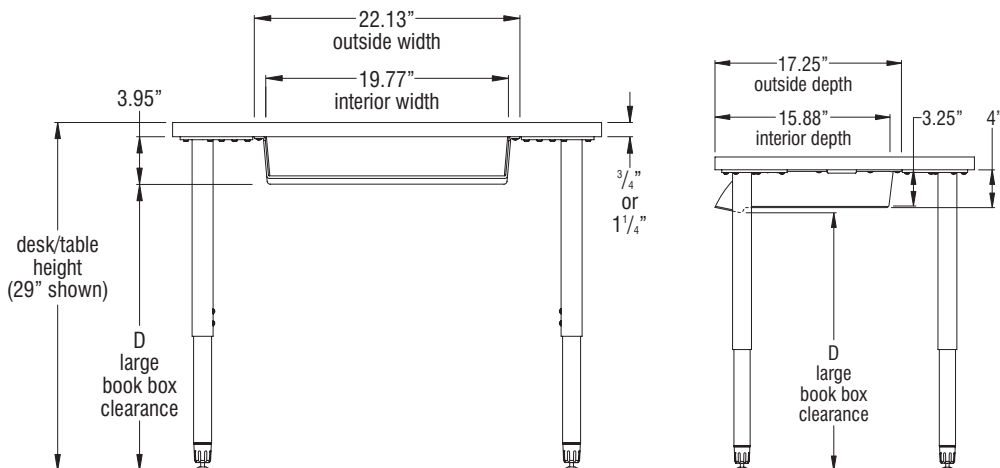
Small Book Box



	Small Book Box
Model Number	46.6232
Outside Width	18.13"
Outside Depth	15.25"
Outside Height	5"
Interior Width	15.65"
Interior Depth	13.75"
Interior Height	4"

Reference the "Desk/Table Storage Clearance" chart on page 10 for storage clearance dimensions.

Large Book Box

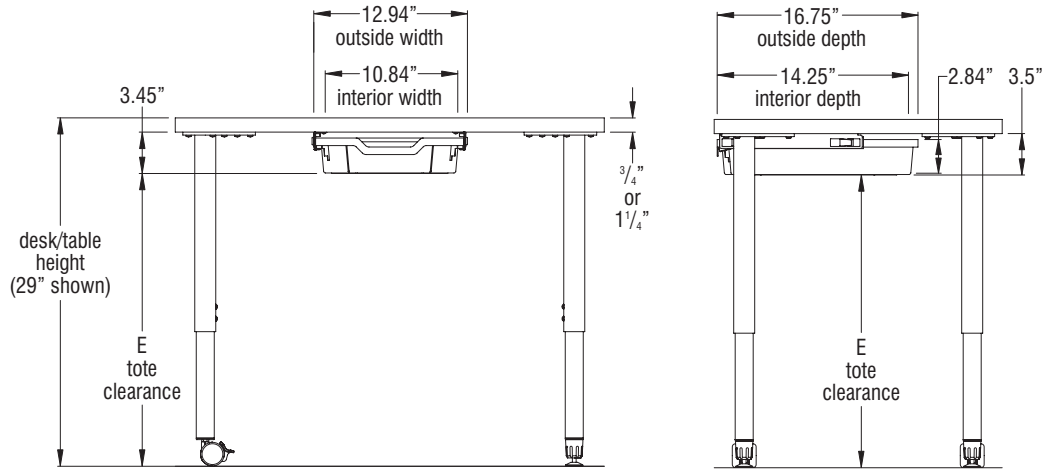


	Large Book Box
Model Number	46.9359
Outside Width	22.13"
Outside Depth	17.25"
Outside Height	4"
Interior Width	19.77"
Interior Depth	15.88"
Interior Height	3.25"

Reference the "Desk/Table Storage Clearance" chart on page 10 for storage clearance dimensions.

DIMENSIONS - Desk/Table Storage Dimensions

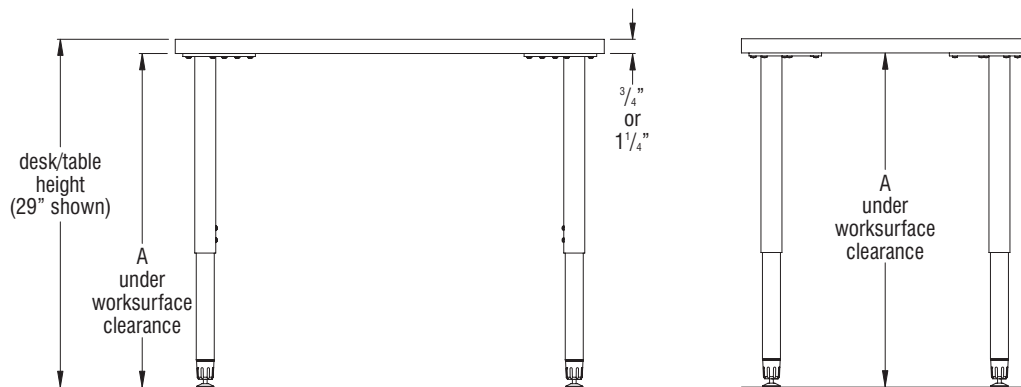
Tote



	3" Tote with Rails
Model Number	RKAUSRTKIT I
Outside Width	12.94"
Outside Depth	16.75"
Outside Height	3.5"
Interior Width	10.84"
Interior Depth	14.25"
Interior Height	2.84"

Reference the "Desk/Table Storage Clearance" chart on page 10 for storage clearance dimensions.

Ruckus Activity Table (with no storage unit)



Reference the "Desk/Table Storage Clearance" chart on page 10 for storage clearance dimensions.

Desk/Table Storage Clearance



Desk/ Table Height Range	A No Desk/Table Storage Under Worksurface Clearance	B Book Basket Clearance	C Small Book Box Clearance	D Large Book Box Clearance	E Tote Clearance
12"	10.82"	5.82"	5.87"	6.86"	7.37"
13"	11.82"	6.82"	6.87"	7.86"	8.37"
14"	12.82"	7.82"	7.87"	8.86"	9.37"
15"	13.82"	8.82"	8.87"	9.86"	10.37"
16"	14.82"	9.82"	9.87"	10.86"	11.37"
17"	15.82"	10.82"	10.87"	11.86"	12.37"
18"	16.82"	11.82"	11.87"	12.86"	13.37"
19"	17.82"	12.82"	12.87"	13.86"	14.37"
20"	18.82"	13.82"	13.87"	14.86"	15.37"
21"	19.82"	14.82"	14.87"	15.86"	16.37"
22"	20.82"	15.82"	15.87"	16.86"	17.37"
23"	21.82"	16.82"	16.87"	17.86"	18.37"
24"	22.82"	17.82"	17.87"	18.86"	19.37"
25"	23.82"	18.82"	18.87"	19.86"	20.37"
26"	24.82"	19.82"	19.87"	20.86"	21.37"
27"	25.82"	20.82"	20.87"	21.86"	22.37"
28"	26.82"	21.82"	21.87"	22.86"	23.37"
*29"	27.82"	22.82"	22.87"	23.86"	24.37"
30"	28.82"	23.82"	23.87"	24.86"	25.37"
31"	29.82"	24.82"	24.87"	25.86"	26.37"
32"	30.82"	25.82"	25.87"	26.86"	27.37"
33"	31.82"	26.82"	26.87"	27.86"	28.37"
34"	32.82"	27.82"	27.87"	28.86"	29.37"
35"	33.82"	28.82"	28.87"	29.86"	30.37"
36"	34.82"	29.82"	29.87"	30.86"	31.37"
37"	35.82"	30.82"	30.87"	31.86"	32.37"
38"	36.82"	31.82"	31.87"	32.86"	33.37"
39"	37.82"	32.82"	32.87"	33.86"	34.37"
40"	38.82"	33.82"	33.87"	34.86"	35.37"
41"	39.82"	34.82"	34.87"	35.86"	36.37"
42"	40.82"	35.82"	35.87"	36.86"	37.37"

***Note:** Adjustable legs with a height range of 12-19" are shipped from the factory pre-set to 19" table height. Adjustable legs with a height range of 20-42" are shipped from the factory pre-set to 29" table height.

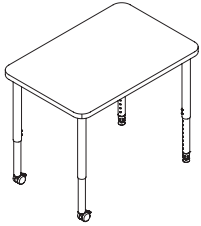
Note: The storage clearance figures shown on the two previous pages are represented with model RDEEA2436. Clearance dimensions in the chart above represent tables with a nominal tabletop thickness of 1 1/4".



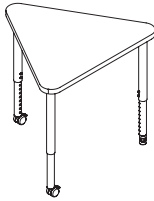
STATEMENT OF LINE

Ruckus Post-Leg Desk

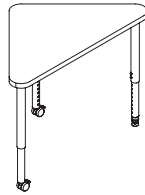
CODE COMPLIANCE



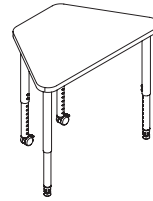
Rectangular Desk
RDEAA
RDEEA
RDEFA
RDEHA



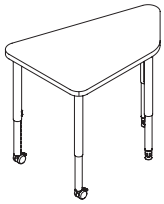
E-Triangle Desk
RDEAK
RDEEK
RDEFK
RDEHK



R-Triangle Desk
RDEAL
RDEEL
RDEFL

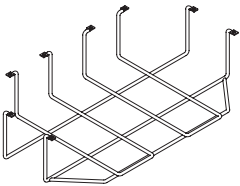


Trapezoid Desk
RDEAM
RDEEM
RDEFM

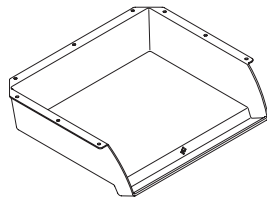


Oddquad Desk
RDEAZ
RDEEZ
RDEFZ

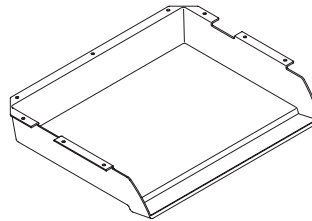
Optional Ruckus Post-Leg Desk Storage



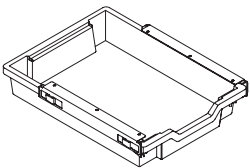
Book Basket
/BR



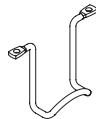
Small Book Box
/BBS



Large Book Box
/BBL



Removable Tote Storage
/RT



Book Bag Hook
RKUSBBH1



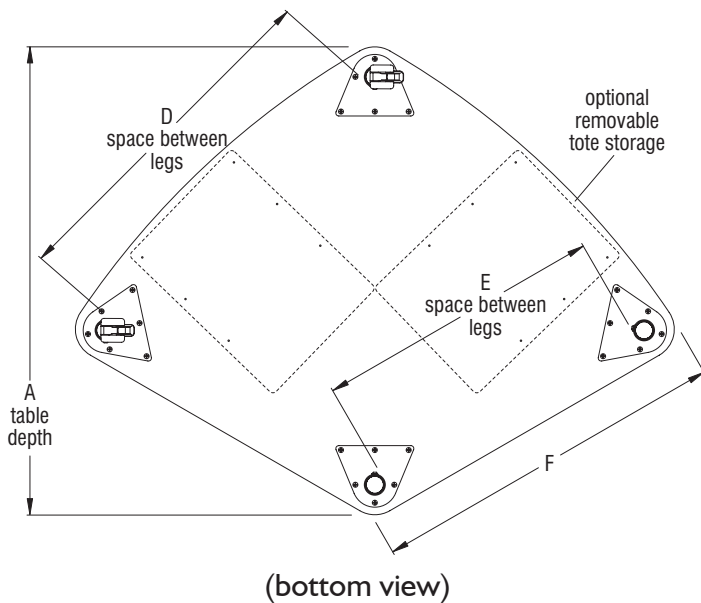
Furnishing Knowledge®

DIMENSIONS

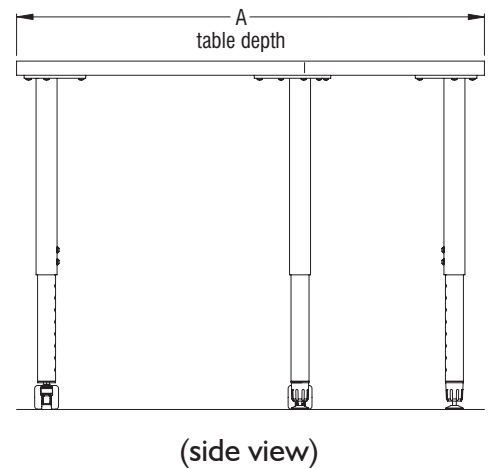
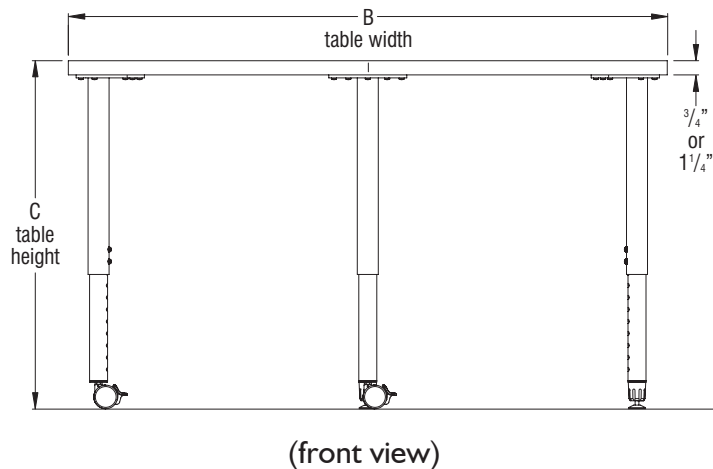
Ruckus Diamond Activity Table

Model Number	A Table Depth	B Table Width	C Table Height	D Space Between Legs	E Space Between Legs	F	Worksurface Thickness	Fixed Legs	Adjustable Legs	Removable Tote Storage
RTEAE24	31.08"	39.75"	29"	22"	18.19"	24"	3/4" or 1 1/4"	•		0
RTEAE30	38.99"	49.91"	29"	29.06"	24.11"	30"	3/4" or 1 1/4"	•		2
RTEAE36	47.05"	60"	29"	36.24"	29.97"	36"	3/4" or 1 1/4"	•		2
RTEEE24	31.08"	39.75"	20" - 33"	22"	18.19"	24"	3/4" or 1 1/4"		•	0
RTEEE30	38.99"	49.91"	20" - 33"	29.06"	24.11"	30"	3/4" or 1 1/4"		•	2
RTEEE36	47.05"	60"	20" - 33"	36.24"	29.97"	36"	3/4" or 1 1/4"		•	2
RTEFE24	31.08"	39.75"	29" - 42"	29.06"	24.11"	24"	3/4" or 1 1/4"		•	0
RTEFE30	38.99"	49.91"	29" - 42"	36.24"	29.97"	30"	3/4" or 1 1/4"		•	2
RTEFE36	47.05"	60"	29" - 42"	36.24"	29.97"	36"	3/4" or 1 1/4"		•	2

(model RTEEE30 with caster/glide base shown)



Note: Table height dimensions in the chart above represent tables with a nominal tabletop thickness of 1 1/4". If the tabletop thickness is 3/4", 1/2" must be subtracted from the "table height" column in the chart. Reference the "Desk/Table Storage Dimensions" charts on pages 8-10 for storage clearance dimensions.

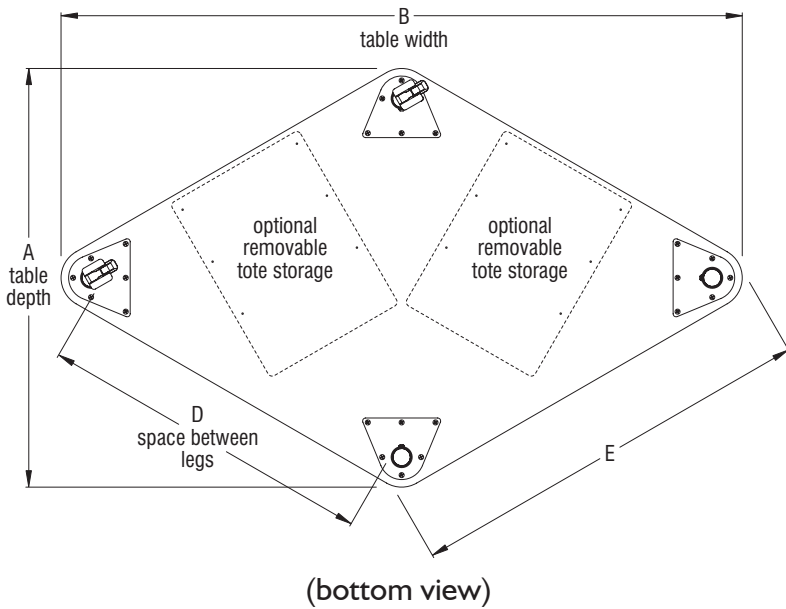


DIMENSIONS

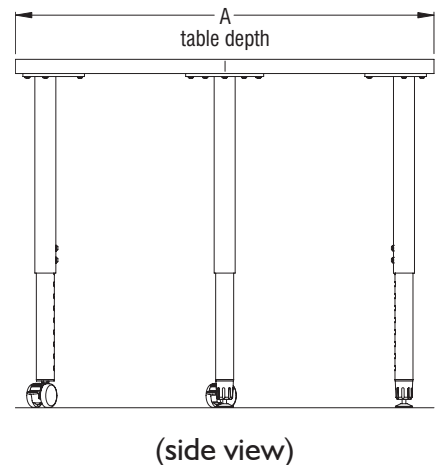
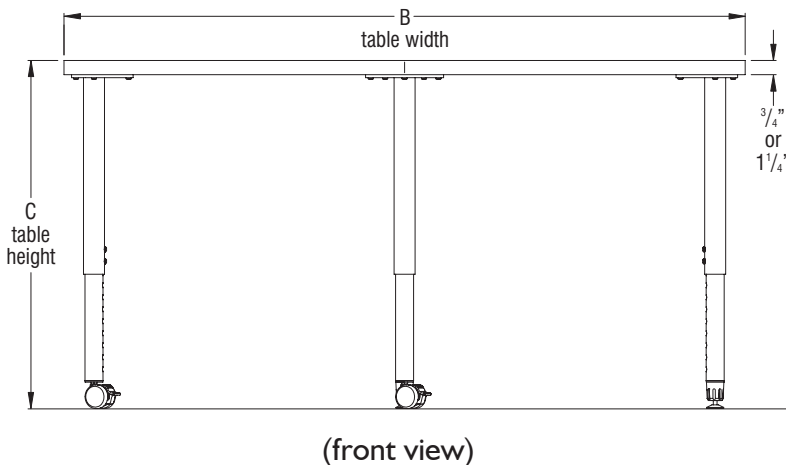
Ruckus Kite Activity Table

Model Number	A Table Depth	B Table Width	C Table Height	D Space Between Legs	E	Worksurface Thickness	Fixed Legs	Adjustable Legs	Removable Tote Storage
RTEHJ34-73P	34.89"	56.77"	11 1/2" - 18 1/2"	28.14"	33.83"	3/4"		•	2
RTEHJ39-73P	39.89"	65.43"	11 1/2" - 18 1/2"	33.14"	38.83"	3/4"		•	2
RTEAJ34	34.89"	56.77"	29"	28.14"	33.83"	3/4" or 1 1/4"	•		2
RTEAJ39	39.89"	65.43"	29"	33.14"	38.83"	3/4" or 1 1/4"	•		2
RTEEJ34	34.89"	56.77"	20" - 33"	28.14"	33.83"	3/4" or 1 1/4"		•	2
RTEEJ39	39.89"	65.43"	20" - 33"	33.14"	38.83"	3/4" or 1 1/4"		•	2
RTEFJ34	34.89"	56.77"	29" - 42"	28.14"	33.83"	3/4" or 1 1/4"		•	2
RTEFJ39	39.89"	65.43"	29" - 42"	33.14"	38.83"	3/4" or 1 1/4"		•	2

(model RDEEJ34 with caster/glide base shown)



Note: Table height dimensions in the chart above (excluding RTEHJ models) represent tables with a nominal tabletop thickness of 1 1/4". If the tabletop thickness is 3/4", 1/2" must be subtracted from the "table height" column in the chart. Reference the "Desk/Table Storage Dimensions" charts on pages 8-10 for storage clearance dimensions.



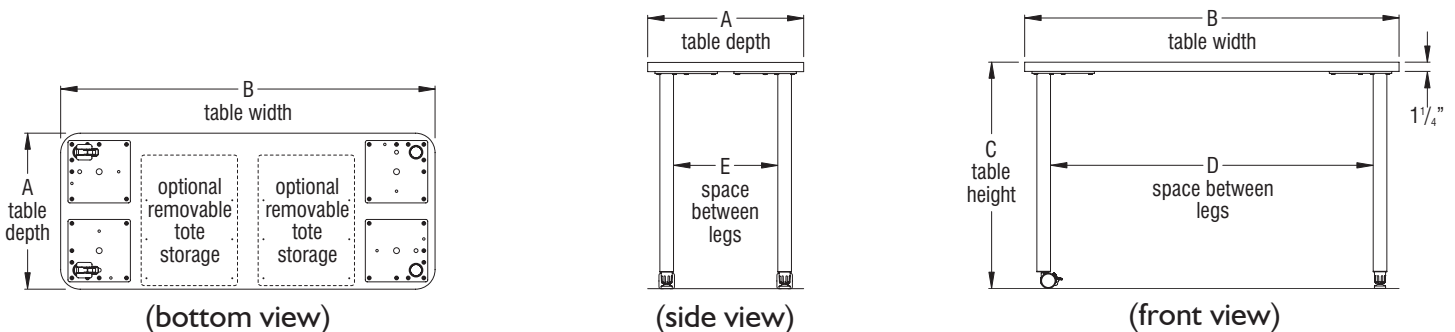
DIMENSIONS

Ruckus Rectangular Activity Table with Rounded Corners - Fixed-Height

Model Number	A Table Depth	B Table Width	C Table Height	D Space Between Legs	E Space Between Legs	Worksurface Thickness	Single Stiffener	Dual Stiffener	Middle Leg	Removable Tote Storage
RTEAA2048	20"	48"	29"	41.37"	13.37"	1 1/4"				2
RTEAA2054	20"	54"	29"	47.37"	13.37"	1 1/4"				2
RTEAA2060	20"	60"	29"	53.37"	13.37"	1 1/4"	•			2
RTEAA2066	20"	66"	29"	59.37"	13.37"	1 1/4"	•			2
RTEAA2072	20"	72"	29"	65.37"	13.37"	1 1/4"	•			3
RTEAA2430	24"	30"	29"	23.37"	17.37"	1 1/4"				0
RTEAA2436	24"	36"	29"	29.37"	17.37"	1 1/4"				1
RTEAA2448	24"	48"	29"	41.37"	17.37"	1 1/4"				2
RTEAA2454	24"	54"	29"	47.37"	17.37"	1 1/4"				2
RTEAA2460	24"	60"	29"	53.37"	17.37"	1 1/4"	•			2
RTEAA2466	24"	66"	29"	59.37"	17.37"	1 1/4"	•			2
RTEAA2472	24"	72"	29"	65.37"	17.37"	1 1/4"	•			3
RTEAA3048	30"	48"	29"	41.37"	23.37"	1 1/4"				2
RTEAA3054	30"	54"	29"	47.37"	23.37"	1 1/4"				2
RTEAA3060	30"	60"	29"	53.37"	23.37"	1 1/4"	•			2
RTEAA3066	30"	66"	29"	59.37"	23.37"	1 1/4"	•			2
RTEAA3072	30"	72"	29"	65.37"	23.37"	1 1/4"	•			3
RTEAA3654	36"	54"	29"	47.37"	29.37"	1 1/4"				2
RTEAA3660	36"	60"	29"	53.37"	29.37"	1 1/4"		•		4
RTEAA3666	36"	66"	29"	59.37"	29.37"	1 1/4"		•		4
RTEAA3672	36"	72"	29"	65.37"	29.37"	1 1/4"		•		6
RTEAA4260	42"	60"	29"	53.37"	35.37"	1 1/4"		•		4
RTEAA4266	42"	66"	29"	59.37"	35.37"	1 1/4"		•		4
RTEAA4272	42"	72"	29"	65.37"	35.37"	1 1/4"		•	•	6
RTEAA4460	44"	60"	29"	53.37"	37.37"	1 1/4"		•		4
RTEAA4466	44"	66"	29"	59.37"	37.37"	1 1/4"		•		4
RTEAA4472	44"	72"	29"	65.37"	37.37"	1 1/4"		•	•	6
RTEAA4860	48"	60"	29"	53.37"	41.37"	1 1/4"		•		4
RTEAA4866	48"	66"	29"	59.37"	41.37"	1 1/4"		•		4
RTEAA4872	48"	72"	29"	65.37"	41.37"	1 1/4"		•	•	8

(model RTEAA2048 with caster/glide base shown)

Note: Table height dimensions in the chart above represent tables with a nominal tabletop thickness of 1 1/4". Reference the "Desk/Table Storage Dimensions" charts on pages 8-10 for storage clearance dimensions.

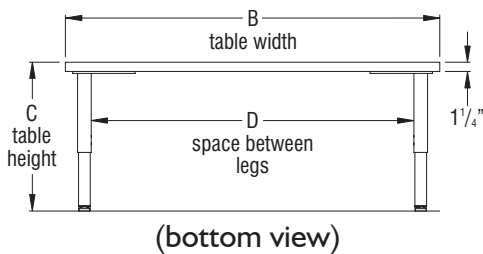


DIMENSIONS

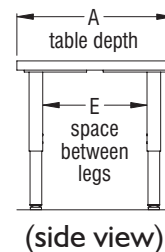
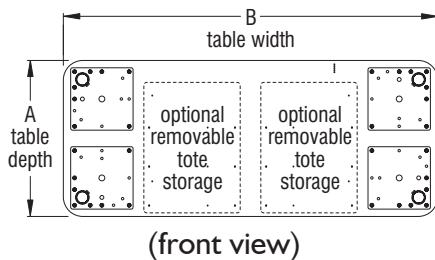
Ruckus Rectangular Activity Table with Rounded Corners - Floor Adjustable-Height

Model Number	A Table Depth	B Table Width	C Table Height	D Space Between Legs	E Space Between Legs	Worksurface Thickness	Single Stiffener	Dual Stiffener	Middle Leg	Removable Tote Storage
RTEHA2048	20"	48"	12" - 19"	41.37"	13.37"	1 1/4"				2
RTEHA2054	20"	54"	12" - 19"	47.37"	13.37"	1 1/4"				2
RTEHA2060	20"	60"	12" - 19"	53.37"	13.37"	1 1/4"	•			2
RTEHA2066	20"	66"	12" - 19"	59.37"	13.37"	1 1/4"	•			2
RTEHA2072	20"	72"	12" - 19"	65.37"	13.37"	1 1/4"	•			3
RTEHA2436	24"	36"	12" - 19"	29.37"	17.37"	1 1/4"				1
RTEHA2442	24"	42"	12" - 19"	35.37"	17.37"	1 1/4"				2
RTEHA2448	24"	48"	12" - 19"	41.37"	17.37"	1 1/4"				2
RTEHA2454	24"	54"	12" - 19"	47.37"	17.37"	1 1/4"				2
RTEHA2460	24"	60"	12" - 19"	53.37"	17.37"	1 1/4"	•			2
RTEHA2466	24"	66"	12" - 19"	59.37"	17.37"	1 1/4"	•			2
RTEHA2472	24"	72"	12" - 19"	65.37"	17.37"	1 1/4"	•			3
RTEHA3042	30"	42"	12" - 19"	35.37"	23.37"	1 1/4"				2
RTEHA3048	30"	48"	12" - 19"	41.37"	23.37"	1 1/4"				2
RTEHA3054	30"	54"	12" - 19"	47.37"	23.37"	1 1/4"				2
RTEHA3060	30"	60"	12" - 19"	53.37"	23.37"	1 1/4"	•			2
RTEHA3066	30"	66"	12" - 19"	59.37"	23.37"	1 1/4"	•			2
RTEHA3072	30"	72"	12" - 19"	65.37"	23.37"	1 1/4"	•			3
RTEHA3654	36"	54"	12" - 19"	47.37"	29.37"	1 1/4"				2
RTEHA3660	36"	60"	12" - 19"	53.37"	29.37"	1 1/4"		•		4
RTEHA3666	36"	66"	12" - 19"	59.37"	29.37"	1 1/4"		•		4
RTEHA3672	36"	72"	12" - 19"	65.37"	29.37"	1 1/4"		•		6

(model RTEHA2048 with caster/glide base shown)



Note: Table height dimensions in the chart above represent tables with a nominal tabletop thickness of 1 1/4". Reference the "Desk/Table Storage Dimensions" charts on pages 8-10 for storage clearance dimensions.



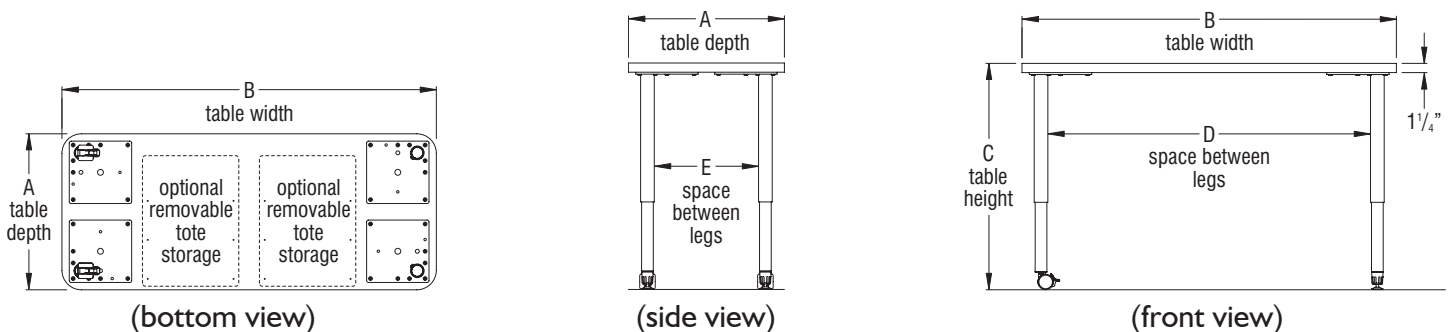
DIMENSIONS

Ruckus Rectangular Activity Table with Rounded Corners - Sit Adjustable-Height

Model Number	A Table Depth	B Table Width	C Table Height	D Space Between Legs	E Space Between Legs	Worksurface Thickness	Single Stiffener	Dual Stiffener	Middle Leg	Removable Tote Storage
RTEEA2048	20"	48"	20" - 33"	41.37"	13.37"	1 1/4"				2
RTEEA2054	20"	54"	20" - 33"	47.37"	13.37"	1 1/4"				2
RTEEA2060	20"	60"	20" - 33"	53.37"	13.37"	1 1/4"	•			2
RTEEA2066	20"	66"	20" - 33"	59.37"	13.37"	1 1/4"	•			2
RTEEA2072	20"	72"	20" - 33"	65.37"	13.37"	1 1/4"	•			3
RTEEA2430	24"	30"	20" - 33"	23.37"	17.37"	1 1/4"				0
RTEEA2436	24"	36"	20" - 33"	29.37"	17.37"	1 1/4"				1
RTEEA2448	24"	48"	20" - 33"	41.37"	17.37"	1 1/4"				2
RTEEA2454	24"	54"	20" - 33"	47.37"	17.37"	1 1/4"				2
RTEEA2460	24"	60"	20" - 33"	53.37"	17.37"	1 1/4"	•			2
RTEEA2466	24"	66"	20" - 33"	59.37"	17.37"	1 1/4"	•			2
RTEEA2472	24"	72"	20" - 33"	65.37"	17.37"	1 1/4"	•			3
RTEEA3048	30"	48"	20" - 33"	41.37"	23.37"	1 1/4"				2
RTEEA3054	30"	54"	20" - 33"	47.37"	23.37"	1 1/4"				2
RTEEA3060	30"	60"	20" - 33"	53.37"	23.37"	1 1/4"	•			2
RTEEA3066	30"	66"	20" - 33"	59.37"	23.37"	1 1/4"	•			2
RTEEA3072	30"	72"	20" - 33"	65.37"	23.37"	1 1/4"	•			3
RTEEA3654	36"	54"	20" - 33"	47.37"	29.37"	1 1/4"				2
RTEEA3660	36"	60"	20" - 33"	53.37"	29.37"	1 1/4"		•		4
RTEEA3666	36"	66"	20" - 33"	59.37"	29.37"	1 1/4"		•		4
RTEEA3672	36"	72"	20" - 33"	65.37"	29.37"	1 1/4"		•		6
RTEEA4260	42"	60"	20" - 33"	53.37"	35.37"	1 1/4"		•		4
RTEEA4266	42"	66"	20" - 33"	59.37"	35.37"	1 1/4"		•		4
RTEEA4272	42"	72"	20" - 33"	65.37"	35.37"	1 1/4"		•	•	6
RTEEA4460	44"	60"	20" - 33"	53.37"	37.37"	1 1/4"		•		4
RTEEA4466	44"	66"	20" - 33"	59.37"	37.37"	1 1/4"		•		4
RTEEA4472	44"	72"	20" - 33"	65.37"	37.37"	1 1/4"		•	•	6
RTEEA4860	48"	60"	20" - 33"	53.37"	41.37"	1 1/4"		•		4
RTEEA4866	48"	66"	20" - 33"	59.37"	41.37"	1 1/4"		•		4
RTEEA4872	48"	72"	20" - 33"	65.37"	41.37"	1 1/4"		•	•	8

(model RTEEA2048 with caster/glide base shown)

Note: Table height dimensions in the chart above represent tables with a nominal tabletop thickness of 1 1/4". Reference the "Desk/Table Storage Dimensions" charts on pages 8-10 for storage clearance dimensions.



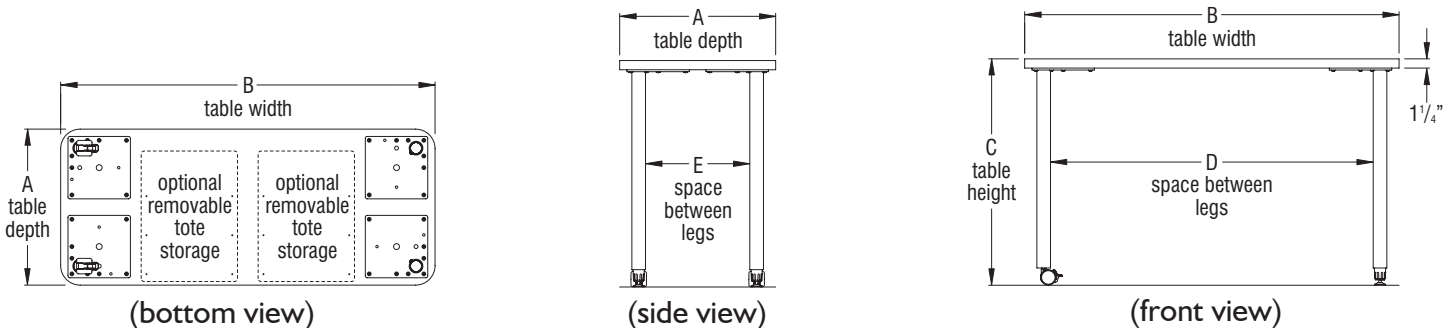
DIMENSIONS

Ruckus Rectangular Activity Table with Rounded Corners - Sit-Stand Adjustable-Height

Model Number	A Table Depth	B Table Width	C Table Height	D Space Between Legs	E Space Between Legs	Worksurface Thickness	Single Stiffener	Dual Stiffeners	Middle Leg	Removable Tote Storage
RTEFA2048	20"	48"	29" - 42"	41.37"	13.37"	1 1/4"				2
RTEFA2054	20"	54"	29" - 42"	47.37"	13.37"	1 1/4"				2
RTEFA2060	20"	60"	29" - 42"	53.37"	13.37"	1 1/4"	•			2
RTEFA2066	20"	66"	29" - 42"	59.37"	13.37"	1 1/4"	•			2
RTEFA2072	20"	72"	29" - 42"	65.37"	13.37"	1 1/4"	•			3
RTEFA2430	24"	30"	29" - 42"	23.37"	17.37"	1 1/4"				0
RTEFA2436	24"	36"	29" - 42"	29.37"	17.37"	1 1/4"				1
RTEFA2448	24"	48"	29" - 42"	41.37"	17.37"	1 1/4"				2
RTEFA2454	24"	54"	29" - 42"	47.37"	17.37"	1 1/4"				2
RTEFA2460	24"	60"	29" - 42"	53.37"	17.37"	1 1/4"	•			2
RTEFA2466	24"	66"	29" - 42"	59.37"	17.37"	1 1/4"	•			2
RTEFA2472	24"	72"	29" - 42"	65.37"	17.37"	1 1/4"	•			3
RTEFA3048	30"	48"	29" - 42"	41.37"	23.37"	1 1/4"				2
RTEFA3054	30"	54"	29" - 42"	47.37"	23.37"	1 1/4"				2
RTEFA3060	30"	60"	29" - 42"	53.37"	23.37"	1 1/4"	•			2
RTEFA3066	30"	66"	29" - 42"	59.37"	23.37"	1 1/4"	•			2
RTEFA3072	30"	72"	29" - 42"	65.37"	23.37"	1 1/4"	•			3
RTEFA3654	36"	54"	29" - 42"	47.37"	29.37"	1 1/4"				2
RTEFA3660	36"	60"	29" - 42"	53.37"	29.37"	1 1/4"		•		4
RTEFA3666	36"	66"	29" - 42"	59.37"	29.37"	1 1/4"		•		4
RTEFA3672	36"	72"	29" - 42"	65.37"	29.37"	1 1/4"		•		6
RTEFA4260	42"	60"	29" - 42"	53.37"	35.37"	1 1/4"		•		4
RTEFA4266	42"	66"	29" - 42"	59.37"	37.37"	1 1/4"		•		4
RTEFA4272	42"	72"	29" - 42"	65.37"	35.37"	1 1/4"		•	•	6
RTEFA4460	44"	60"	29" - 42"	53.37"	37.37"	1 1/4"		•		4
RTEFA4466	44"	66"	29" - 42"	59.37"	37.37"	1 1/4"		•		4
RTEFA4472	44"	72"	29" - 42"	65.37"	37.37"	1 1/4"		•	•	6
RTEFA4860	48"	60"	29" - 42"	53.37"	41.37"	1 1/4"		•		4
RTEFA4866	48"	66"	29" - 42"	59.37"	41.37"	1 1/4"		•		4
RTEFA4872	48"	72"	29" - 42"	65.37"	41.37"	1 1/4"		•	•	8

(model RTEFA2048 with caster/glide base shown)

Note: Table height dimensions in the chart above represent tables with a nominal tabletop thickness of 1 1/4". Reference the "Desk/Table Storage Dimensions" charts on pages 8-10 for storage clearance dimensions.



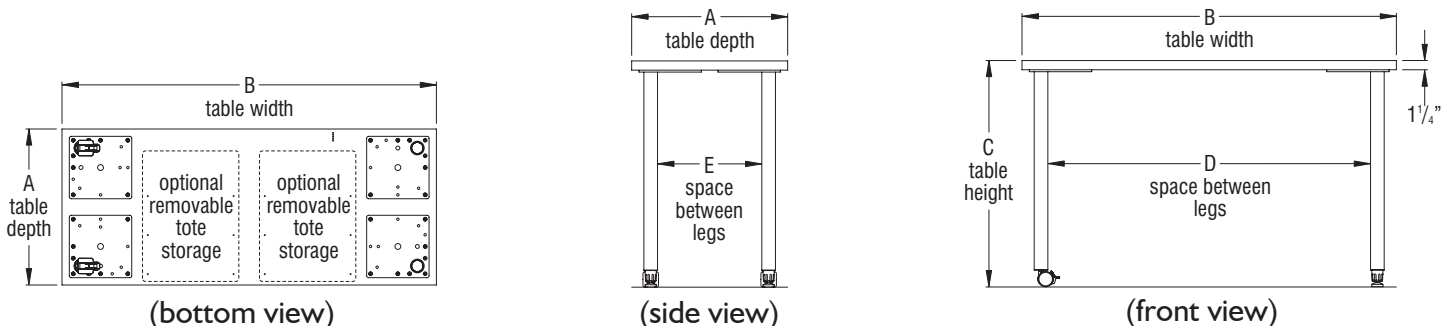
DIMENSIONS

Ruckus Rectangular Activity Table with Square Corners - Fixed-Height

Model Number	A Table Depth	B Table Width	C Table Height	D Space Between Legs	E Space Between Legs	Worksurface Thickness	Single Stiffener	Dual Stiffener	Middle Leg	Removable Tote Storage
RXEAA2048	20"	48"	12" - 19"	41.37"	13.37"	1 1/4"				2
RXEAA2054	20"	54"	12" - 19"	47.37"	13.37"	1 1/4"				2
RXEAA2060	20"	60"	12" - 19"	53.37"	13.37"	1 1/4"	•			2
RXEAA2066	20"	66"	12" - 19"	59.37"	13.37"	1 1/4"	•			2
RXEAA2072	20"	72"	12" - 19"	65.37"	13.37"	1 1/4"	•			3
RXEAA2430	24"	30"	12" - 19"	23.37"	17.37"	1 1/4"				0
RXEAA2436	24"	36"	12" - 19"	29.37"	17.37"	1 1/4"				1
RXEAA2448	24"	48"	12" - 19"	41.37"	17.37"	1 1/4"				2
RXEAA2454	24"	54"	12" - 19"	47.37"	17.37"	1 1/4"				2
RXEAA2460	24"	60"	12" - 19"	53.37"	17.37"	1 1/4"	•			2
RXEAA2466	24"	66"	12" - 19"	59.37"	17.37"	1 1/4"	•			2
RXEAA2472	24"	72"	12" - 19"	65.37"	17.37"	1 1/4"	•			3
RXEAA3048	30"	48"	12" - 19"	41.37"	23.37"	1 1/4"				2
RXEAA3054	30"	54"	12" - 19"	47.37"	23.37"	1 1/4"				2
RXEAA3060	30"	60"	12" - 19"	53.37"	23.37"	1 1/4"	•			2
RXEAA3066	30"	66"	12" - 19"	59.37"	23.37"	1 1/4"	•			2
RXEAA3072	30"	72"	12" - 19"	65.37"	23.37"	1 1/4"	•			3
RXEAA3654	36"	54"	12" - 19"	47.37"	29.37"	1 1/4"				2
RXEAA3660	36"	60"	12" - 19"	53.37"	29.37"	1 1/4"		•		4
RXEAA3666	36"	66"	12" - 19"	59.37"	29.37"	1 1/4"		•		4
RXEAA3672	36"	72"	12" - 19"	65.37"	29.37"	1 1/4"		•		6
RXEAA4260	42"	60"	12" - 19"	53.37"	35.37"	1 1/4"		•		4
RXEAA4266	42"	66"	12" - 19"	59.37"	35.37"	1 1/4"		•		4
RXEAA4272	42"	72"	12" - 19"	65.37"	35.37"	1 1/4"		•	•	6
RXEAA4460	44"	60"	12" - 19"	53.37"	37.37"	1 1/4"		•		4
RXEAA4466	44"	66"	12" - 19"	59.37"	37.37"	1 1/4"		•		4
RXEAA4472	44"	72"	12" - 19"	65.37"	37.37"	1 1/4"		•	•	6
RXEAA4860	48"	60"	12" - 19"	53.37"	41.37"	1 1/4"		•		4
RXEAA4866	48"	66"	12" - 19"	59.37"	41.37"	1 1/4"		•		4
RXEAA4872	48"	72"	12" - 19"	65.37"	41.37"	1 1/4"		•	•	8

(model RXEAA2048 with caster/glide base shown)

Note: Table height dimensions in the chart above represent tables with a nominal tabletop thickness of 1 1/4". Reference the "Desk/Table Storage Dimensions" charts on pages 8-10 for storage clearance dimensions.



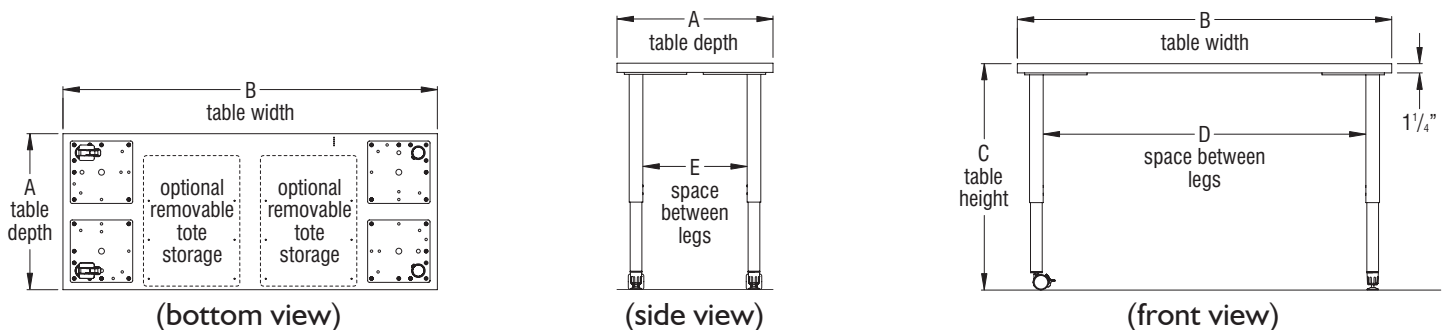
DIMENSIONS

Ruckus Rectangular Activity Table with Square Corners - Sit Adjustable-Height

Model Number	A Table Depth	B Table Width	C Table Height	D Space Between Legs	E Space Between Legs	Worksurface Thickness	Single Stiffener	Dual Stiffener	Middle Leg	Removable Tote Storage
RXEEA2048	20"	48"	20" - 33"	41.37"	13.37"	1 1/4"				2
RXEEA2054	20"	54"	20" - 33"	47.37"	13.37"	1 1/4"				2
RXEEA2060	20"	60"	20" - 33"	53.37"	13.37"	1 1/4"	•			2
RXEEA2066	20"	66"	20" - 33"	59.37"	13.37"	1 1/4"	•			2
RXEEA2072	20"	72"	20" - 33"	65.37"	13.37"	1 1/4"	•			3
RXEEA2430	24"	30"	20" - 33"	23.37"	17.37"	1 1/4"				0
RXEEA2436	24"	36"	20" - 33"	29.37"	17.37"	1 1/4"				1
RXEEA2448	24"	48"	20" - 33"	41.37"	17.37"	1 1/4"				2
RXEEA2454	24"	54"	20" - 33"	47.37"	17.37"	1 1/4"				2
RXEEA2460	24"	60"	20" - 33"	53.37"	17.37"	1 1/4"	•			2
RXEEA2466	24"	66"	20" - 33"	59.37"	17.37"	1 1/4"	•			2
RXEEA2472	24"	72"	20" - 33"	65.37"	17.37"	1 1/4"	•			3
RXEEA3048	30"	48"	20" - 33"	41.37"	23.37"	1 1/4"				2
RXEEA3054	30"	54"	20" - 33"	47.37"	23.37"	1 1/4"				2
RXEEA3060	30"	60"	20" - 33"	53.37"	23.37"	1 1/4"	•			2
RXEEA3066	30"	66"	20" - 33"	59.37"	23.37"	1 1/4"	•			2
RXEEA3072	30"	72"	20" - 33"	65.37"	23.37"	1 1/4"	•			3
RXEEA3654	36"	54"	20" - 33"	47.37"	29.37"	1 1/4"				2
RXEEA3660	36"	60"	20" - 33"	53.37"	29.37"	1 1/4"		•		4
RXEEA3666	36"	66"	20" - 33"	59.37"	29.37"	1 1/4"		•		4
RXEEA3672	36"	72"	20" - 33"	65.37"	29.37"	1 1/4"		•		6
RXEEA4260	42"	60"	20" - 33"	53.37"	35.37"	1 1/4"		•		4
RXEEA4266	42"	66"	20" - 33"	59.37"	35.37"	1 1/4"		•		4
RXEEA4272	42"	72"	20" - 33"	65.37"	35.37"	1 1/4"		•	•	6
RXEEA4460	44"	60"	20" - 33"	53.37"	37.37"	1 1/4"		•		4
RXEEA4466	44"	66"	20" - 33"	59.37"	37.37"	1 1/4"		•		4
RXEEA4472	44"	72"	20" - 33"	65.37"	37.37"	1 1/4"		•	•	6
RXEEA4860	48"	60"	20" - 33"	53.37"	41.37"	1 1/4"		•		4
RXEEA4866	48"	66"	20" - 33"	59.37"	41.37"	1 1/4"		•		4
RXEEA4872	48"	72"	20" - 33"	65.37"	41.37"	1 1/4"		•	•	8

(model RXEEA2048 with caster/glide base shown)

Note: Table height dimensions in the chart above represent tables with a nominal tabletop thickness of 1 1/4". Reference the "Desk/Table Storage Dimensions" charts on pages 8-10 for storage clearance dimensions.



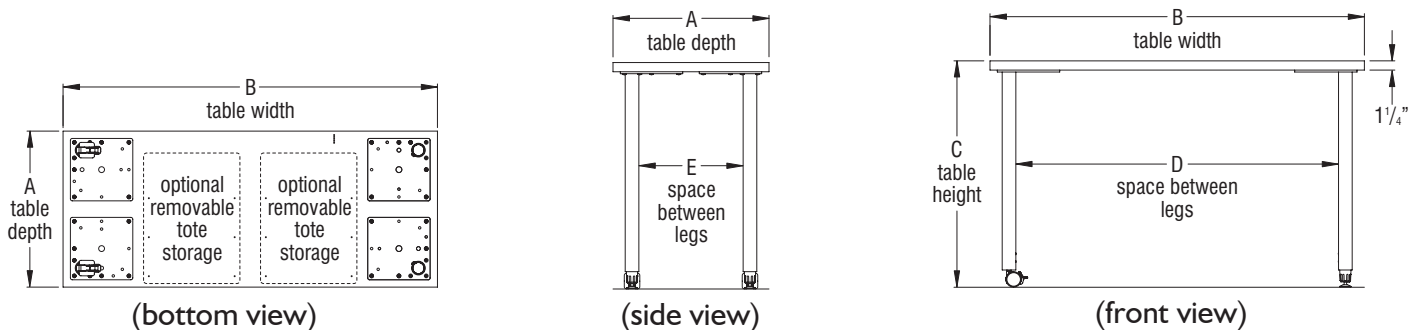
DIMENSIONS

Ruckus Rectangular Activity Table with Square Corners - Sit-Stand Adjustable-Height

Model Number	A Table Depth	B Table Width	C Table Height	D Space Between Legs	E Space Between Legs	Worksurface Thickness	Single Stiffener	Dual Stiffeners	Middle Leg	Removable Tote Storage
RXEFA2048	20"	48"	29" - 42"	41.37"	13.37"	1 1/4"				2
RXEFA2054	20"	54"	29" - 42"	47.37"	13.37"	1 1/4"				2
RXEFA2060	20"	60"	29" - 42"	53.37"	13.37"	1 1/4"	•			2
RXEFA2066	20"	66"	29" - 42"	59.37"	13.37"	1 1/4"	•			2
RXEFA2072	20"	72"	29" - 42"	65.37"	13.37"	1 1/4"	•			3
RXEFA2430	24"	30"	29" - 42"	23.37"	17.37"	1 1/4"				0
RXEFA2436	24"	36"	29" - 42"	29.37"	17.37"	1 1/4"				1
RXEFA2448	24"	48"	29" - 42"	41.37"	17.37"	1 1/4"				2
RXEFA2454	24"	54"	29" - 42"	47.37"	17.37"	1 1/4"				2
RXEFA2460	24"	60"	29" - 42"	53.37"	17.37"	1 1/4"	•			2
RXEFA2466	24"	66"	29" - 42"	59.37"	17.37"	1 1/4"	•			2
RXEFA2472	24"	72"	29" - 42"	65.37"	17.37"	1 1/4"	•			3
RXEFA3048	30"	48"	29" - 42"	41.37"	23.37"	1 1/4"				2
RXEFA3054	30"	54"	29" - 42"	47.37"	23.37"	1 1/4"				2
RXEFA3060	30"	60"	29" - 42"	53.37"	23.37"	1 1/4"	•			2
RXEFA3066	30"	66"	29" - 42"	59.37"	23.37"	1 1/4"	•			2
RXEFA3072	30"	72"	29" - 42"	65.37"	23.37"	1 1/4"	•			3
RXEFA3654	36"	54"	29" - 42"	47.37"	29.37"	1 1/4"				2
RXEFA3660	36"	60"	29" - 42"	53.37"	29.37"	1 1/4"		•		4
RXEFA3666	36"	66"	29" - 42"	59.37"	29.37"	1 1/4"		•		4
RXEFA3672	36"	72"	29" - 42"	65.37"	29.37"	1 1/4"		•		6
RXEFA4260	42"	60"	29" - 42"	53.37"	35.37"	1 1/4"		•		4
RXEFA4266	42"	66"	29" - 42"	59.37"	37.37"	1 1/4"		•		4
RXEFA4272	42"	72"	29" - 42"	65.37"	35.37"	1 1/4"		•	•	6
RXEFA4460	44"	60"	29" - 42"	53.37"	37.37"	1 1/4"		•		4
RXEFA4466	44"	66"	29" - 42"	59.37"	37.37"	1 1/4"		•		4
RXEFA4472	44"	72"	29" - 42"	65.37"	37.37"	1 1/4"		•	•	6
RXEFA4860	48"	60"	29" - 42"	53.37"	41.37"	1 1/4"		•		4
RXEFA4866	48"	66"	29" - 42"	59.37"	41.37"	1 1/4"		•		4
RXEFA4872	48"	72"	29" - 42"	65.37"	41.37"	1 1/4"		•	•	8

(model RXEFA2048 with caster/glide base shown)

Note: Table height dimensions in the chart above represent tables with a nominal tabletop thickness of 1 1/4". Reference the "Desk/Table Storage Dimensions" charts on pages 8-10 for storage clearance dimensions.

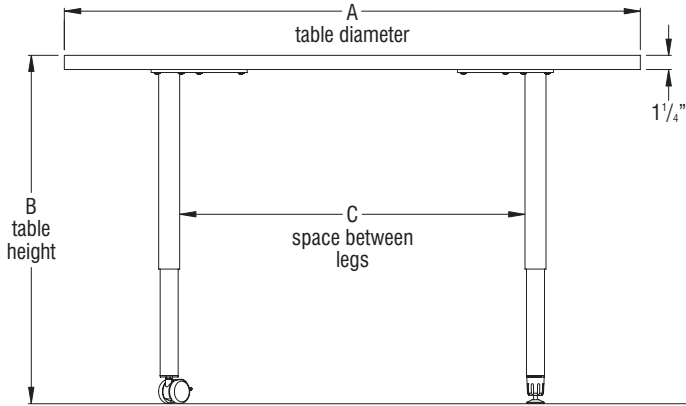


DIMENSIONS

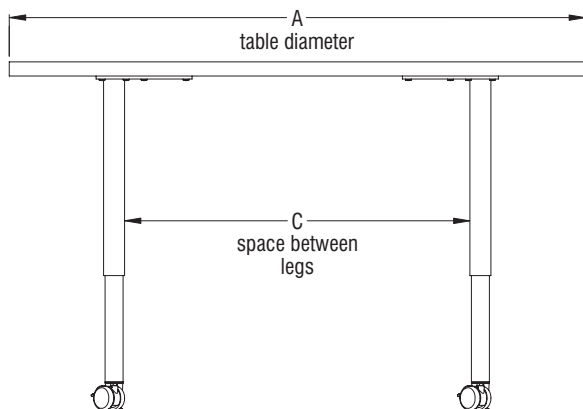
Ruckus Round Activity Table

Model Number	A Table Diameter	B Table Height	C Space Between Legs	Worksurface Thickness	Fixed Legs	Adjustable Legs	Removable Tote Storage
RTEHB36	36"	12" - 19"	20.29"	1 1/4"		•	0
RTEHB42	42"	12" - 19"	24.53"	1 1/4"		•	0
RTEHB48	48"	12" - 19"	28.78"	1 1/4"		•	4
RTEHB60	60"	12" - 19"	37.26"	1 1/4"		•	4
RTEAB36	36"	29"	20.29"	1 1/4"	•		0
RTEAB42	42"	29"	24.53"	1 1/4"	•		0
RTEAB48	48"	29"	28.78"	1 1/4"	•		4
RTEAB60	60"	29"	37.26"	1 1/4"	•		4
RTEEB36	36"	20" - 33"	20.29"	1 1/4"		•	0
RTEEB42	42"	20" - 33"	24.53"	1 1/4"		•	0
RTEEB48	48"	20" - 33"	28.78"	1 1/4"		•	4
RTEEB60	60"	20" - 33"	37.26"	1 1/4"		•	4
RTEFB36	36"	29" - 42"	20.29"	1 1/4"		•	0
RTEFB42	42"	29" - 42"	24.53"	1 1/4"		•	0
RTEFB48	48"	29" - 42"	28.78"	1 1/4"		•	4
RTEFB60	60"	29" - 42"	37.26"	1 1/4"		•	4

(model RTEEB48 with caster/glide base shown)

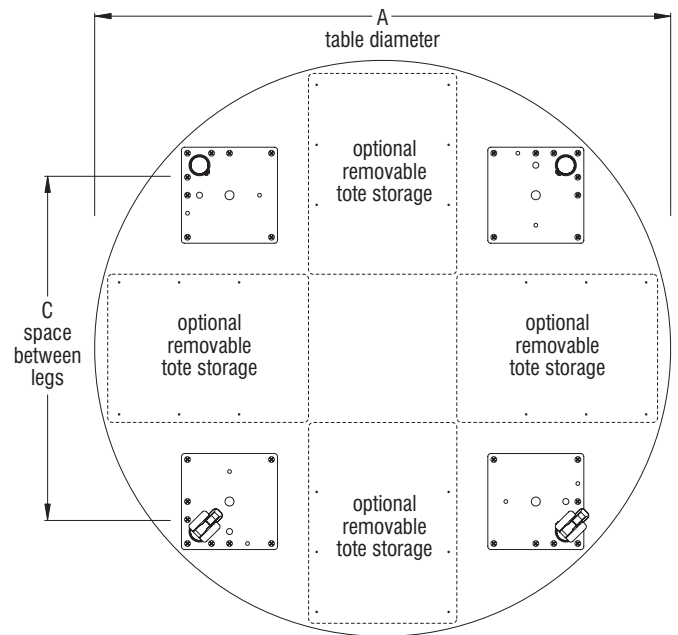


(front view)



(side view)

Note: Table height dimensions in the chart above represent tables with a nominal tabletop thickness of 1 1/4". Reference the "Desk/Table Storage Dimensions" charts on pages 8-10 for storage clearance dimensions.



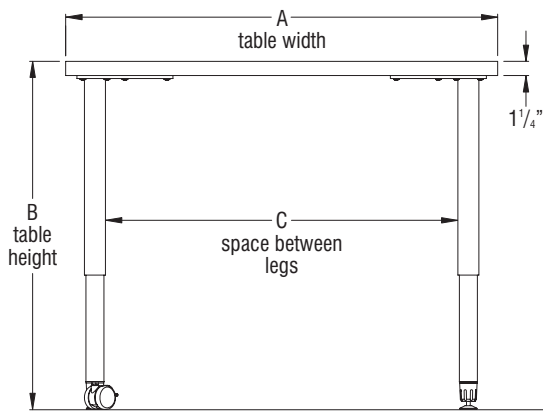
(bottom view)

DIMENSIONS

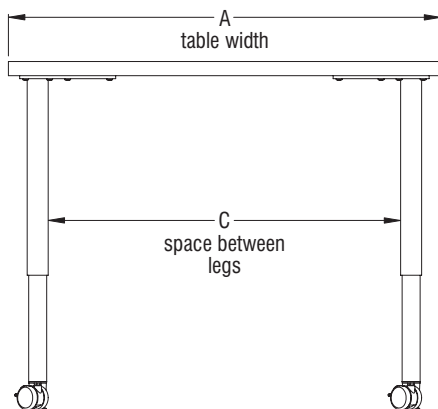
Ruckus Square Activity Table

Model Number	A Table Width	B Table Height	C Space Between Legs	Worksurface Thickness	Fixed Legs	Adjustable Legs	Removable Tote Storage
RTEHC30	30"	12" - 19"	23.37"	1 1/4"		•	0
RTEHC36	36"	12" - 19"	29.37"	1 1/4"		•	2
RTEHC42	42"	12" - 19"	35.37"	1 1/4"		•	2
RTEHC48	48"	12" - 19"	41.37"	1 1/4"		•	4
RTEAC30	30"	29"	23.37"	1 1/4"	•		0
RTEAC36	36"	29"	29.37"	1 1/4"	•		2
RTEAC42	42"	29"	35.37"	1 1/4"	•		2
RTEAC48	48"	29"	41.37"	1 1/4"	•		4
RTEEC30	30"	20" - 33"	23.37"	1 1/4"		•	0
RTEEC36	36"	20" - 33"	29.37"	1 1/4"		•	2
RTEEC42	42"	20" - 33"	35.37"	1 1/4"		•	2
RTEEC48	48"	20" - 33"	41.37"	1 1/4"		•	4
RTEFC30	30"	29" - 42"	23.37"	1 1/4"		•	0
RTEFC36	36"	29" - 42"	29.37"	1 1/4"		•	2
RTEFC42	42"	29" - 42"	35.37"	1 1/4"		•	2
RTEFC48	48"	29" - 42"	41.37"	1 1/4"		•	4

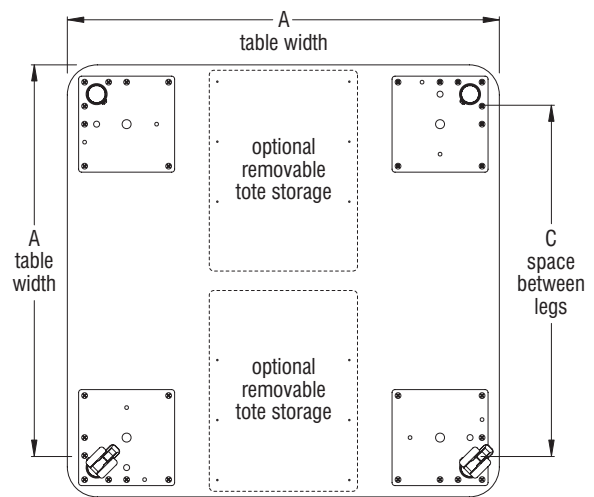
(model RTEEC36 with caster/glide base shown)



(front view)



(side view)



(bottom view)

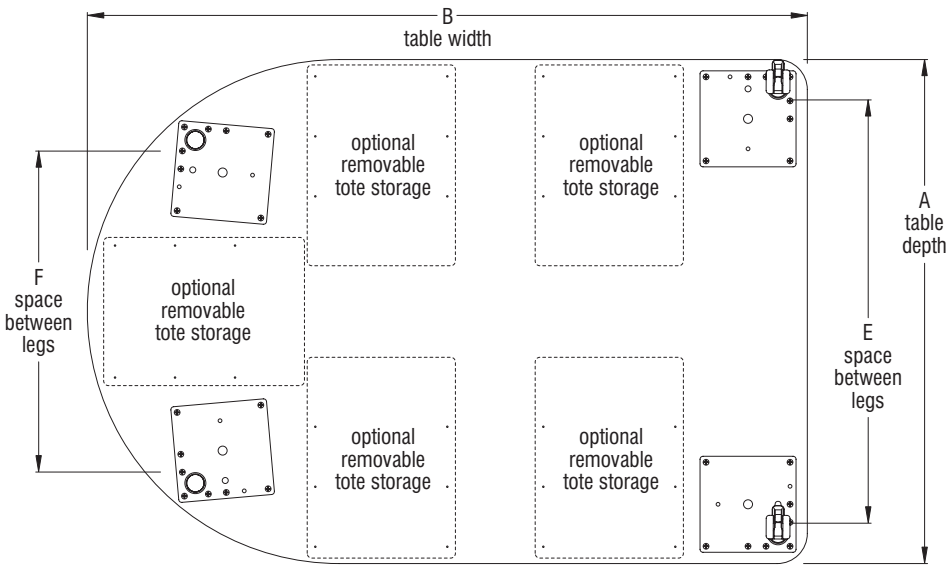
Note: Table height dimensions in the chart above represent tables with a nominal tabletop thickness of 1 1/4". Reference the "Desk/Table Storage Dimensions" charts on pages 8-10 for storage clearance dimensions.

DIMENSIONS

Ruckus D-Shaped Activity Table

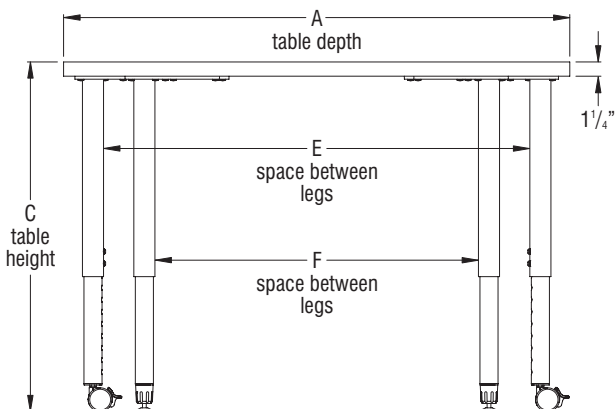
Model Number	A Table Depth	B Table Width	C Table Height	D Space Between Legs	E Space Between Legs	F Space Between Legs	Worksurface Thickness	Fixed Legs	Adjustable Legs	Dual Stiffeners	Removable Tote Storage
RTEAD4260	42"	60"	29"	46.81"	36.25"	26.84"	1 1/4"	•		•	5
RTEAD4860	48"	60"	29"	45.74"	41.37"	31.46"	1 1/4"	•		•	5
RTEAD4872	48"	72"	29"	57.74"	41.37"	31.46"	1 1/4"	•		•	5
RTEAD6072	60"	72"	29"	55.61"	53.37"	40.68"	1 1/4"	•		•	5
RTEED4260	42"	60"	20" - 33"	46.81"	36.25"	26.84"	1 1/4"		•	•	5
RTEED4860	48"	60"	20" - 33"	45.74"	41.37"	31.46"	1 1/4"		•	•	5
RTEED4872	48"	72"	20" - 33"	57.74"	41.37"	31.46"	1 1/4"		•	•	5
RTEED6072	60"	72"	20" - 33"	55.61"	53.37"	40.68"	1 1/4"		•	•	5
RTEFD4260	42"	60"	29" - 42"	46.89"	35.37"	26.84"	1 1/4"		•	•	5
RTEFD4860	48"	60"	29" - 42"	45.74"	41.37"	31.46"	1 1/4"		•	•	5
RTEFD4872	48"	72"	29" - 42"	57.74"	41.37"	31.46"	1 1/4"		•	•	5
RTEFD6072	60"	72"	29" - 42"	55.61"	53.37"	40.68"	1 1/4"		•	•	5

(model RTEED4260 with caster/glide base shown)

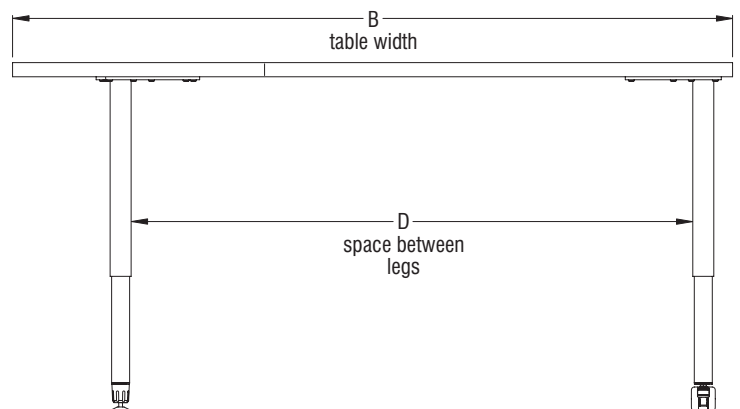


(bottom view)

Note: Table height dimensions in the chart above represent tables with a nominal tabletop thickness of 1 1/4". Reference the "Desk/Table Storage Dimensions" charts on pages 8-10 for storage clearance dimensions.



(front view)



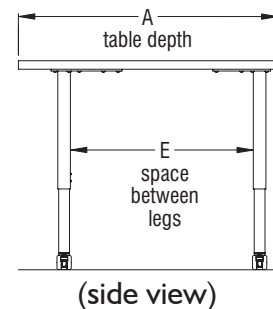
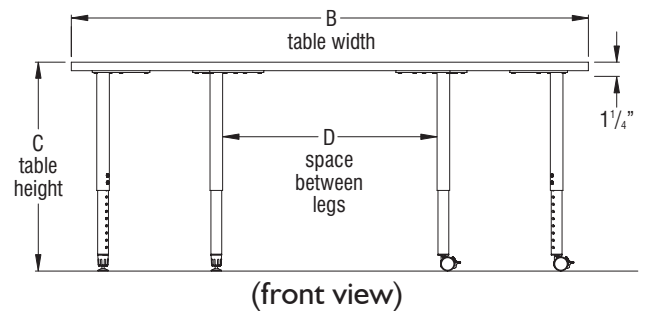
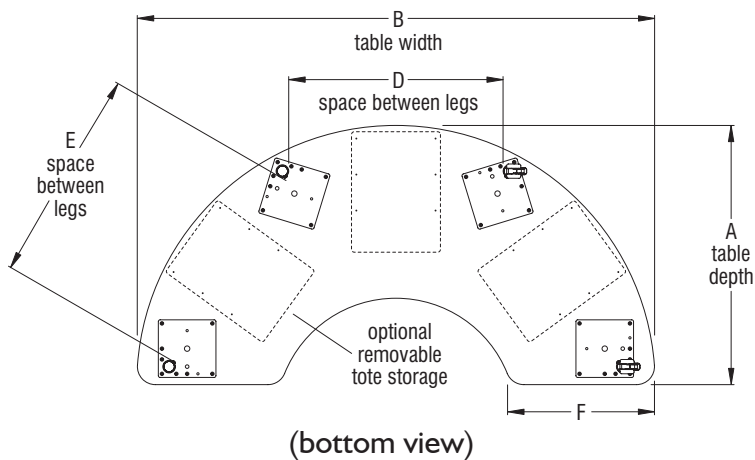
(side view)

DIMENSIONS

Ruckus Kidney Activity Table

Model Number	A Table Depth	B Table Width	C Table Height	D Space Between Legs	E Space Between Legs	F	Worksurface Thickness	Fixed Legs	Adjustable Legs	Removable Tote Storage
RTEHF367220	36"	72"	12" - 19"	29.79"	29.63"	20"	1 1/4"		•	3
RTEHF367224	36"	72"	12" - 19"	29.87"	29.63"	24"	1 1/4"		•	3
RTEHF368430	36"	84"	12" - 19"	30.50"	32.85"	30"	1 1/4"		•	3
RTEHF487220	48"	72"	12" - 19"	36.90"	36.93"	20"	1 1/4"		•	3
RTEHF487224	48"	72"	12" - 19"	36.81"	36.93"	24"	1 1/4"		•	3
RTEHF488430	48"	84"	12" - 19"	37.61"	39.53"	30"	1 1/4"		•	3
RTEAF367220	36"	72"	29"	29.79"	29.63"	20"	1 1/4"	•		3
RTEAF367224	36"	72"	29"	29.87"	29.63"	24"	1 1/4"	•		3
RTEAF368430	36"	84"	29"	30.50"	32.85"	30"	1 1/4"	•		3
RTEAF487220	48"	72"	29"	36.90"	36.93"	20"	1 1/4"	•	•	3
RTEAF487224	48"	72"	29"	36.81"	36.93"	24"	1 1/4"	•	•	3
RTEAF488430	48"	84"	29"	37.61"	39.53"	30"	1 1/4"	•	•	3
RTEEF367220	36"	72"	20" - 33"	29.79"	29.63"	20"	1 1/4"		•	3
RTEEF367224	36"	72"	20" - 33"	29.87"	29.63"	24"	1 1/4"		•	3
RTEEF368430	36"	84"	20" - 33"	30.50"	32.85"	30"	1 1/4"		•	3
RTEEF487220	48"	72"	20" - 33"	36.90"	36.93"	20"	1 1/4"	•	•	3
RTEEF487224	48"	72"	20" - 33"	36.81"	36.93"	24"	1 1/4"	•	•	3
RTEEF488430	48"	84"	20" - 33"	37.61"	39.53"	30"	1 1/4"	•	•	3
RTEFF367220	36"	72"	29" - 42"	29.79"	29.63"	20"	1 1/4"		•	3
RTEFF367224	36"	72"	29" - 42"	29.87"	29.63"	24"	1 1/4"		•	3
RTEFF368430	36"	84"	29" - 42"	30.50"	32.85"	30"	1 1/4"		•	3
RTEFF487220	48"	72"	29" - 42"	36.90"	36.93"	20"	1 1/4"	•	•	3
RTEFF487224	48"	72"	29" - 42"	36.81"	36.93"	24"	1 1/4"	•	•	3
RTEFF488430	48"	84"	29" - 42"	37.61"	39.53"	30"	1 1/4"	•	•	3

(model RTEEF367220 with caster/glide base shown)



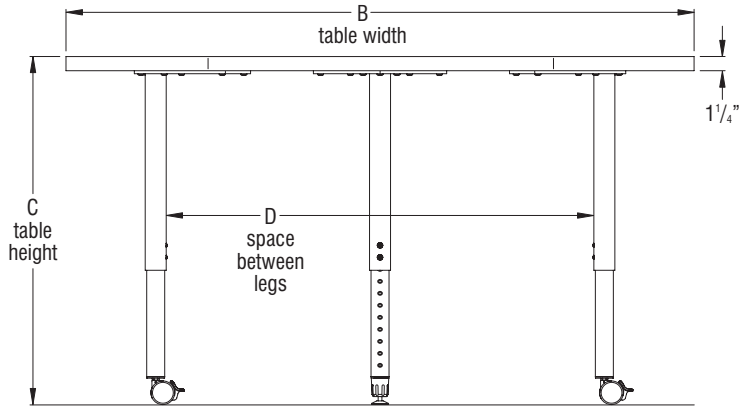
Note: Table height dimensions in the chart above represent tables with a nominal tabletop thickness of 1 1/4". Reference the "Desk/Table Storage Dimensions" charts on pages 8-10 for storage clearance dimensions.

DIMENSIONS

Ruckus Sprocket Activity Table - 20"-24"

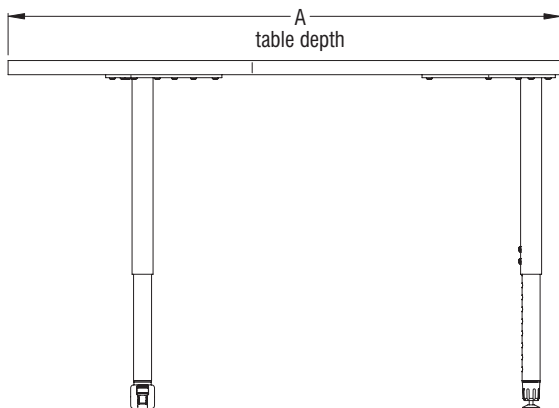
Model Number	A Table Depth	B Table Width	C Table Height	D Space Between Legs	E Space Between Legs	F	G	Worksurface Thickness	Fixed Legs	Adjustable Legs	Removable Tote Storage
RTEHG20	44.29"	50.37"	12" - 19"	35.64"	NA	31.57"	20"	1 1/4"		•	0
RTEHG24	46"	52.34"	12" - 19"	35.64"	NA	29.57"	24"	1 1/4"		•	3
RTEAG20	44.29"	50.37"	29"	35.64"	NA	31.57"	20"	1 1/4"	•		0
RTEAG24	46"	52.34"	29"	35.64"	NA	29.57"	24"	1 1/4"	•		3
RTEEG20	44.29"	50.37"	20" - 33"	35.64"	NA	31.57"	20"	1 1/4"		•	0
RTEEG24	46"	52.34"	20" - 33"	35.64"	NA	29.57"	24"	1 1/4"		•	3
RTEFG20	44.29"	50.37"	29" - 42"	35.64"	NA	31.57"	20"	1 1/4"		•	0
RTEFG24	46"	52.34"	29" - 42"	35.64"	NA	29.57"	24"	1 1/4"		•	3

(model RTEEG24 with caster/glide base shown)

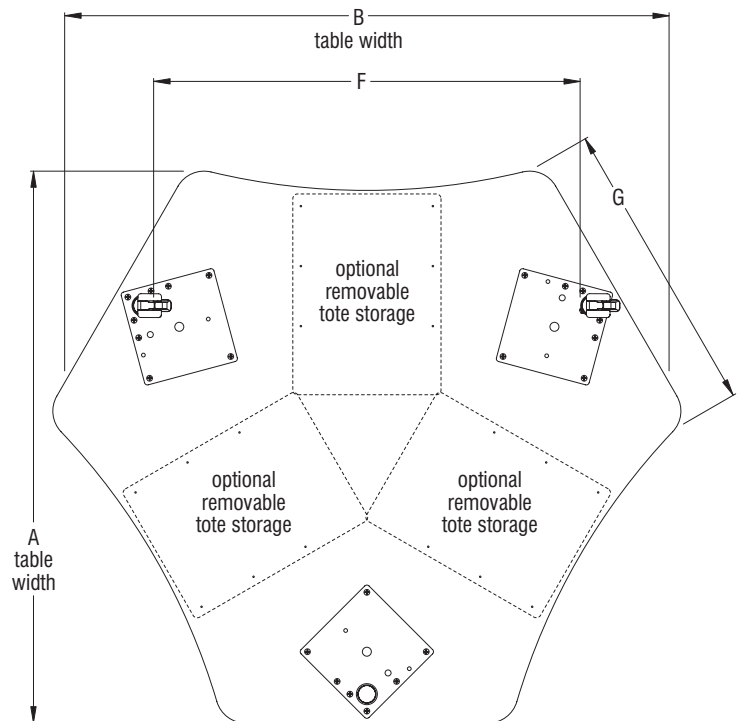


Sprocket Table - 20"-24"
(front view)

Note: Table height dimensions in the chart above represent tables with a nominal tabletop thickness of 1 1/4". Reference the "Desk/Table Storage Dimensions" charts on pages 8-10 for storage clearance dimensions.



Sprocket Table - 20"-24"
(side view)



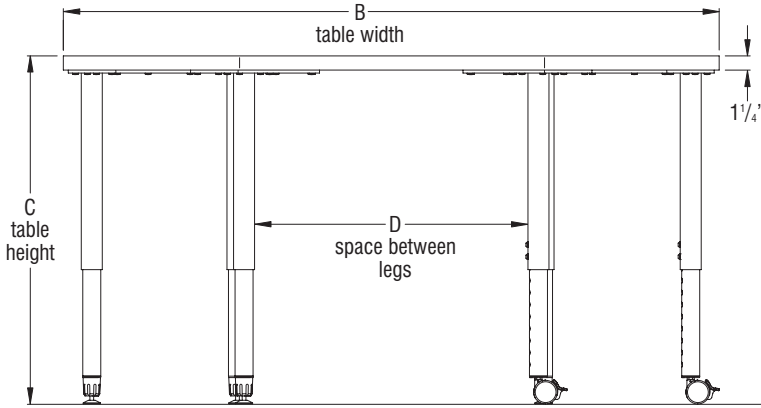
Sprocket Table - 20"-24"
(bottom view)

DIMENSIONS

Ruckus Sprocket Activity Table - 30"

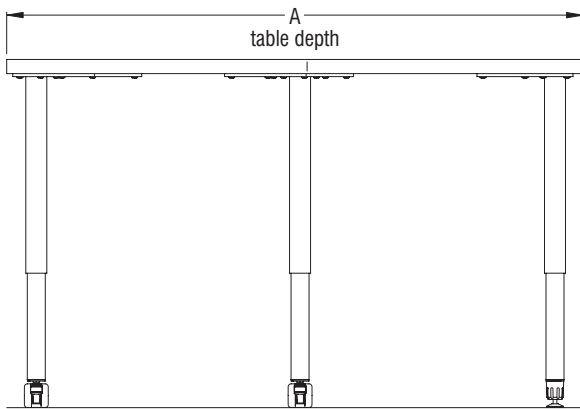
Model Number	A Table Depth	B Table Width	C Table Height	D Space Between Legs	E Space Between Legs	F	G	Worksurface Thickness	Fixed Legs	Adjustable Legs	Removable Tote Storage
RTEAG30	48"	54.65"	29"	22.78"	23.63"	26.22"	30"	1 1/4"	•		0
RTEEG30	48"	54.65"	20" - 33"	22.78"	23.63"	26.22"	30"	1 1/4"		•	0
RTEFG30	48"	54.65"	29" - 42"	22.78"	23.63"	26.22"	30"	1 1/4"		•	0

(model RTEEG30 with caster/glide base shown)

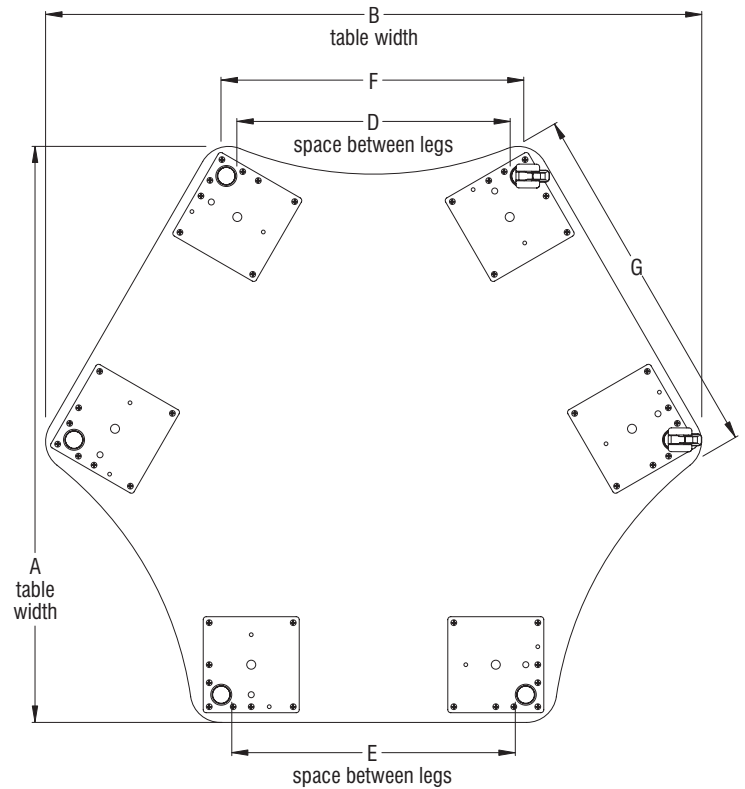


Sprocket Table - 30"
(front view)

Note: Table height dimensions in the chart above represent tables with a nominal tabletop thickness of 1 1/4". Reference the "Desk/Table Storage Dimensions" charts on pages 8-10 for storage clearance dimensions.



Sprocket Table - 30"
(side view)



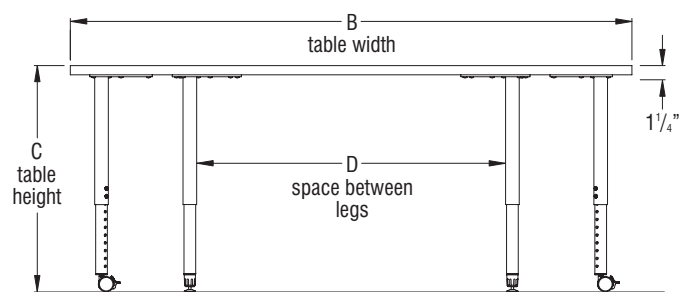
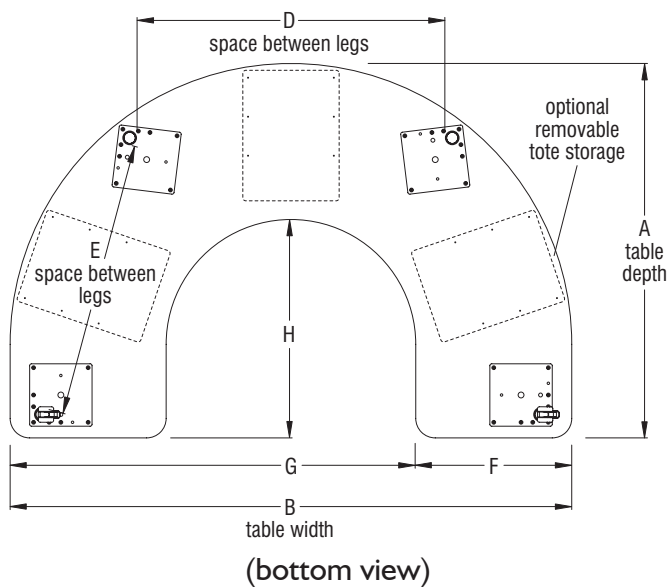
Sprocket Table - 30"
(bottom view)

DIMENSIONS

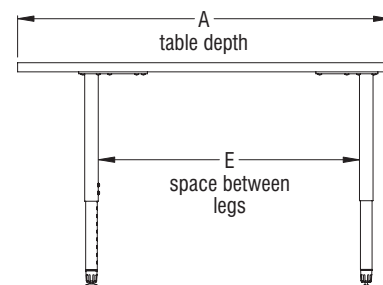
Ruckus Horseshoe Activity Table

Model Number	A Table Depth	B Table Width	C Table Height	D Space Between Legs	E Space Between Legs	F	G	H	Worksurface Thickness	Fixed Legs	Adjustable Legs	Removable Tote Storage
RTEHH487220	48"	72"	12" - 19"	39.60"	35.48"	20"	32"	28"	1 1/4"		•	3
RTEHH488024	48"	80"	12" - 19"	44.53"	35.18"	24"	32"	24"	1 1/4"		•	3
RTEHH489230	48"	92"	12" - 19"	45.73"	38.22"	30"	32"	18"	1 1/4"		•	3
RTEHH606620	60"	66"	12" - 19"	35.91"	47.42"	20"	26"	40"	1 1/4"		•	5
RTEHH607224	60"	72"	12" - 19"	36.78"	48.41"	24"	24"	36"	1 1/4"		•	5
RTEHH608630	60"	86"	12" - 19"	42.54"	50.92"	30"	26"	30"	1 1/4"		•	5
RTEAH487220	48"	72"	29"	39.60"	35.48"	20"	32"	28"	1 1/4"	•		3
RTEAH488024	48"	80"	29"	44.53"	35.18"	24"	32"	24"	1 1/4"	•		3
RTEAH489230	48"	92"	29"	45.73"	38.22"	30"	32"	18"	1 1/4"	•		3
RTEAH606620	60"	66"	29"	35.91"	47.42"	20"	26"	40"	1 1/4"	•		5
RTEAH607224	60"	72"	29"	36.78"	48.41"	24"	24"	36"	1 1/4"	•		5
RTEEH487220	48"	72"	20" - 33"	39.60"	35.48"	20"	32"	28"	1 1/4"		•	3
RTEEH488024	48"	80"	20" - 33"	44.53"	35.18"	24"	32"	24"	1 1/4"		•	3
RTEEH489230	48"	92"	20" - 33"	45.73"	38.22"	30"	32"	18"	1 1/4"		•	3
RTEEH606620	60"	66"	20" - 33"	35.91"	47.42"	20"	26"	40"	1 1/4"		•	5
RTEEH607224	60"	72"	20" - 33"	36.78"	48.41"	24"	24"	36"	1 1/4"		•	5
RTEEH608630	60"	86"	20" - 33"	42.54"	50.92"	30"	26"	30"	1 1/4"		•	5
RTEFH487220	48"	72"	29" - 42"	39.60"	35.48"	20"	32"	28"	1 1/4"		•	3
RTEFH488024	48"	80"	29" - 42"	44.53"	35.18"	24"	32"	24"	1 1/4"		•	3
RTEFH489230	48"	92"	29" - 42"	45.73"	38.22"	30"	32"	18"	1 1/4"		•	3
RTEFH606620	60"	66"	29" - 42"	35.91"	47.42"	20"	26"	40"	1 1/4"		•	5
RTEFH607224	60"	72"	29" - 42"	36.78"	48.41"	24"	24"	36"	1 1/4"		•	5
RTEFH608630	60"	86"	29" - 42"	42.54"	50.92"	30"	26"	30"	1 1/4"		•	5

(model RTEEH487220 with caster/glide base shown)



(front view)



(side view)

Note: Table height dimensions in the chart above represent tables with a nominal tabletop thickness of 1 1/4". Reference the "Desk/Table Storage Dimensions" charts on pages 8-10 for storage clearance dimensions.

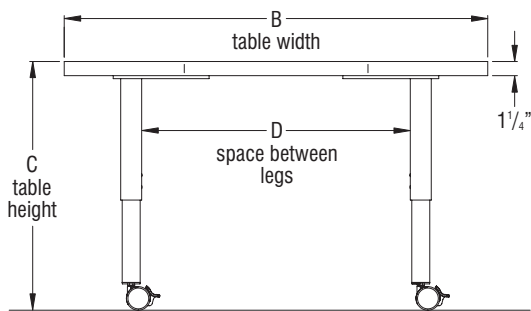
DIMENSIONS

Ruckus Clover Activity Table

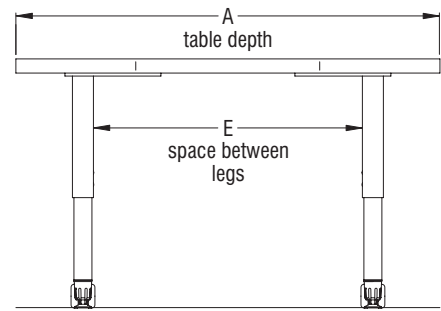
Model Number	A Table Depth	B Table Width	C Table Height	D Space Between Legs	E Space Between Legs	Worksurface Thickness	Fixed Legs	Adjustable Legs	Removable Tote Storage
RTEHY39	35.34"	35.34"	12" - 19"	22.41"	22.41"	1 1/4"		•	0
RTEHY48	44.34"	44.34"	12" - 19"	28.78"	28.78"	1 1/4"		•	2
RTEAY48	44.34"	44.34"	29"	28.78"	28.78"	1 1/4"	•		2
RTEAY54	50.34"	50.34"	29"	33.02"	33.02"	1 1/4"	•		2
RTEEY39	35.34"	35.34"	20" - 33"	22.41"	22.41"	1 1/4"		•	0
RTEEY48	44.34"	44.34"	20" - 33"	28.78"	28.78"	1 1/4"		•	2
RTEEY54	50.34"	50.34"	20" - 33"	33.02"	33.02"	1 1/4"		•	2
RTEFY48	44.34"	44.34"	29" - 42"	28.78"	28.78"	1 1/4"		•	2
RTEFY54	50.34"	50.34"	29" - 42"	33.02"	33.02"	1 1/4"		•	2

(model RTEHY39 with caster/glide base shown)

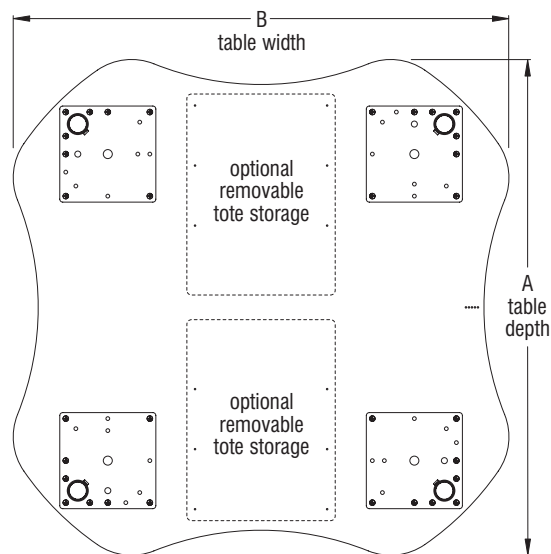
Note: Table height dimensions in the chart above represent tables with a nominal tabletop thickness of 1 1/4". Reference the "Desk/Table Storage Dimensions" charts on pages 8-10 for storage clearance dimensions.



(front view)



(side view)

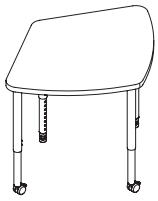


(bottom view)

STATEMENT OF LINE

Ruckus Activity Tables

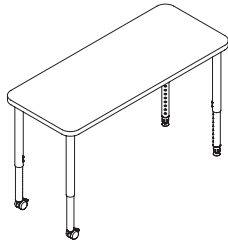
CODE COMPLIANCE



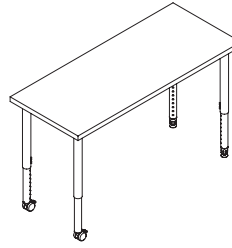
Diamond Table
RTEAE
RTEEE
RTEFE



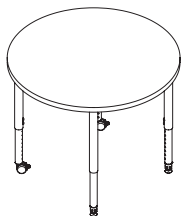
Kite Table
RTEAJ
RTEEJ
RTEFJ
RTEHJ



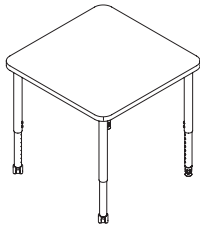
Rectangular Table with
Rounded Corners
RTEAA
RTEEA
RTEFA
RTEHA



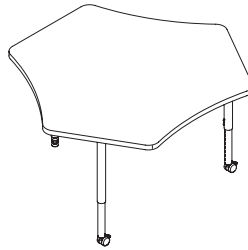
Rectangular Table with
Square Corners
RXEAA
RXEEA
RXEFA
RXEHA



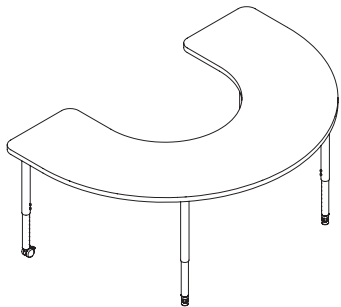
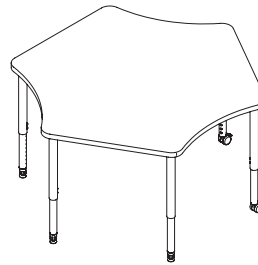
Round Table
RTEAB
RTEEB
RTEFB
RTEHB



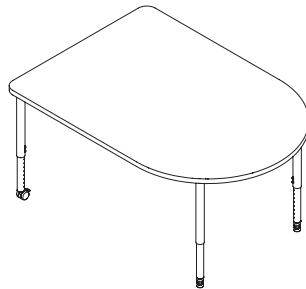
Square Table
RTEAC
RTEEC
RTEFC
RTEHC



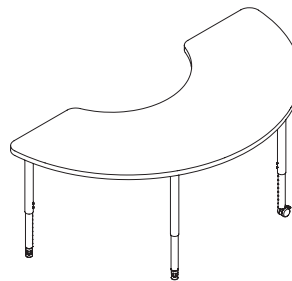
Sprocket Tables
RTEAG
RTEEG
RTEFG
RTEHG



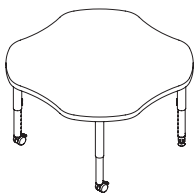
Horseshoe Table
RTEAC
RTEEC
RTEFC
RTEHH



D-Shaped Table
RTEAD
RTEED
RTEFD

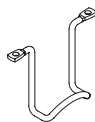


Kidney Table
RTEAF
RTEEF
RTEFF
RTEHF



Clover Table
RTEHY
RTEEY
RTEFY
RTEAY

Optional Ruckus Activity
Table Storage



Book Bag Hook
RKUSBBH1