



Environmental Certificates



[Newland](#)

**NL3624DHL
NEWLAND | 36" X 24" TABLE
DESK**

Newland - simple and modular components combining classic design, quality and value to support a wide range of workspace applications. From private offices, open plan, meeting and training spaces, Newland offers functional and practical desking solutions that will stand the test of time.

- Thermally fused laminate top
- 2 mm matching edge
- Freestanding rectangular desk 29.6"H with H-legs and 4" stability panel
- Two H-legs with 2" square tube legs; leveling glides included
- Designed for quick and easy assembly

Finish Options:

Laminate finish: Available in all Newland finishes

H-Leg finish: Tungsten (TTU), Black (TBL), and Designer White (TDW)




Specifications

Dimensions: 36"W x 24"D x 29.6"H

Weight: 83 lbs / 37.65 kg

Volume: 7.8 ft³ / 0.22 m³



Showcase | 0:31

Newland



NL4824DHL
NEWLAND | 48" X 24" TABLE
DESK

Newland - simple and modular components combining classic design, quality and value to support a wide range of workspace applications. From private offices, open plan, meeting and training spaces, Newland offers functional and practical desking solutions that will stand the test of time.

- Thermally fused laminate top, 1" thick
- 2 mm matching edge
- Freestanding rectangular desk 29.6"H with H-legs and 4" stability panel
- Two H-legs with 2" square tube legs; leveling glides included
- Designed for quick and easy assembly

Finish Options:

Laminate finish: Available in all Newland finishes

H-Leg finish: Tungsten (TTU), Black (TBL), and Designer White (TDW)




Specifications

Dimensions: 48"W x 24"D x 29.6"H

Weight: 92.5 lbs / 41.96 kg

Volume: 8.3 ft³ / 0.23 m³



Showcase | 0:31

Newland



Environmental Certificates



[Newland](#)

**NL5424DHL
NEWLAND | 54" X 24" TABLE
DESK**

Newland - simple and modular components combining classic design, quality and value to support a wide range of workspace applications. From private offices, open plan, meeting and training spaces, Newland offers functional and practical desking solutions that will stand the test of time.

- Thermally fused laminate top, 1" thick
- 2 mm matching edge
- Freestanding rectangular desk 29.6"H with H-legs and 4" stability panel
- Two H-legs with 2" square tube legs; leveling glides included
- Designed for quick and easy assembly

Finish Options:

Laminate finish: Available in all Newland finishes

H-Leg finish: Tungsten (TTU), Black (TBL), and Designer White (TDW)




Specifications

Dimensions: 54"W x 24"D x 29.6"H

Weight: 97.5 lbs / 44.23 kg

Volume: 8.5 ft³ / 0.24 m³



Showcase | 0:31

Newland



Environmental Certificates



[Newland](#)

**NL6024DHL
NEWLAND | 60" X 24" TABLE
DESK**

Newland - simple and modular components combining classic design, quality and value to support a wide range of workspace applications. From private offices, open plan, meeting and training spaces, Newland offers functional and practical desking solutions that will stand the test of time.

- Thermally fused laminate top, 1" thick
- 2 mm matching edge
- Freestanding rectangular desk 29.6"H with H-legs and 4" stability panel
- Two H-legs with 2" square tube legs; leveling glides included
- Designed for quick and easy assembly

Finish Options:

Laminate finish: Available in all Newland finishes

H-Leg finish: Tungsten (TTU), Black (TBL), and Designer White (TDW)




Specifications

Dimensions: 60"W x 24"D x 29.6"H

Weight: 102 lbs / 46.27 kg

Volume: 8.5 ft³ / 0.24 m³



Showcase | 0:31

Newland



Environmental Certificates



[Newland](#)

**NL6030DHL
NEWLAND | 60" X 30" TABLE
DESK**

Newland - simple and modular components combining classic design, quality and value to support a wide range of workspace applications. From private offices, open plan, meeting and training spaces, Newland offers functional and practical desking solutions that will stand the test of time.

- Thermally fused laminate top, 1" thick
- 2 mm matching edge
- Freestanding rectangular desk 29.6"H with H-legs and 4" stability panel
- Two H-legs with 2" square tube legs; leveling glides included
- Designed for quick and easy assembly

Finish Options:

Laminate finish: Available in all Newland finishes

H-Leg finish: Tungsten (TTU), Black (TBL), and Designer White (TDW)




Specifications

Dimensions: 60"W x 30"D x 29.6"H

Weight: 115 lbs / 52.16 kg

Volume: 8.9 ft³ / 0.26 m³



Showcase | 0:31

Newland



Environmental Certificates



[Newland](#)

**NL6624DHL
NEWLAND | 66" X 24" TABLE
DESK**

Newland - simple and modular components combining classic design, quality and value to support a wide range of workspace applications. From private offices, open plan, meeting and training spaces, Newland offers functional and practical desking solutions that will stand the test of time.

- Thermally fused laminate top, 1" thick
- 2 mm matching edge
- Freestanding rectangular desk 29.6"H with H-legs and 4" stability panel
- Two H-legs with 2" square tube legs; leveling glides included
- Designed for quick and easy assembly

Finish Options:

Laminate finish: Available in all Newland finishes

H-Leg finish: Tungsten (TTU), Black (TBL), and Designer White (TDW)




Specifications

Dimensions: 66"W x 24"D x 29.6"H

Weight: 107.2 lbs / 48.63 kg

Volume: 9 ft³ / 0.25 m³



Showcase | 0:31

Newland



Environmental Certificates



[Newland](#)

**NL6630DHL
NEWLAND | 66" X 30" TABLE
DESK**

Newland - simple and modular components combining classic design, quality and value to support a wide range of workspace applications. From private offices, open plan, meeting and training spaces, Newland offers functional and practical desking solutions that will stand the test of time.

- Thermally fused laminate top, 1" thick
- 2 mm matching edge
- Freestanding rectangular desk 29.6"H with H-legs and 4" stability panel
- Two H-legs with 2" square tube legs; leveling glides included
- Designed for quick and easy assembly

Finish Options:

Laminate finish: Available in all Newland finishes

H-Leg finish: Tungsten (TTU), Black (TBL), and Designer White (TDW)




Specifications

Dimensions: 66"W x 30"D x 29.6"H

Weight: 121 lbs / 54.88 kg

Volume: 9.1 ft³ / 0.25 m³



Showcase | 0:31

Newland



Environmental Certificates



[Newland](#)

**NL7224DHL
NEWLAND | 72" X 24" TABLE
DESK**

Newland - simple and modular components combining classic design, quality and value to support a wide range of workspace applications. From private offices, open plan, meeting and training spaces, Newland offers functional and practical desking solutions that will stand the test of time.

- Thermally fused laminate top, 1" thick
- 2 mm matching edge
- Freestanding rectangular desk 29.6"H with H-legs and 4" stability panel
- Two H-legs with 2" square tube legs; leveling glides included
- Designed for quick and easy assembly

Finish Options:

Laminate finish: Available in all Newland finishes

H-Leg finish: Tungsten (TTU), Black (TBL), and Designer White (TDW)




Specifications

Dimensions: 72"W x 24"D x 29.6"H

Weight: 112.5 lbs / 51.03 kg

Volume: 9.2 ft³ / 0.26 m³



Showcase | 0:31

Newland



Environmental Certificates



[Newland](#)

**NL7230DHL
NEWLAND | 72" X 30" TABLE
DESK**

Newland - simple and modular components combining classic design, quality and value to support a wide range of workspace applications. From private offices, open plan, meeting and training spaces, Newland offers functional and practical desking solutions that will stand the test of time.

- Thermally fused laminate top, 1" thick
- 2 mm matching edge
- Freestanding rectangular desk 29.6"H with H-legs and 4" stability panel
- Two H-legs with 2" square tube legs; leveling glides included
- Designed for quick and easy assembly

Finish Options:

Laminate finish: Available in all Newland finishes

H-Leg finish: Tungsten (TTU), Black (TBL), and Designer White (TDW)




Specifications

Dimensions: 72"W x 30"D x 29.6"H

Weight: 126.5 lbs / 57.38 kg

Volume: 9.1 ft³ / 0.26 m³



Showcase | 0:31

Newland
