



Environmental Certificates



[Newland](#)

**NL42R
NEWLAND | 42" ROUND
TABLE**

Newland - simple and modular components combining classic design, quality and value to support a wide range of workspace applications. From private offices, open plan, meeting and training spaces, Newland offers functional and practical desking solutions that will stand the test of time.

- One-piece top, 1" thick
- Thermally fused laminate
- 2mm PVC matching edge
- Laminate X base
- Designed for quick and easy assembly

Finish Options:

Laminate finish: Available in all Newland finishes



Specifications

Dimensions: 42"W x 29"H

Weight: 111 lbs / 50.35 kg

Volume: 9 ft³ / 0.25 m³



Environmental Certificates



[Newland](#)

**NL96BT
NEWLAND | 96" BOAT SHAPED CONFERENCE
TABLE**

Newland - simple and modular components combining classic design, quality and value to support a wide range of workspace applications. From private offices, open plan, meeting and training spaces, Newland offers functional and practical desking solutions that will stand the test of time.

- One-piece top, 1" thick top
- Thermally fused laminate
- 2mm PVC matching edge
- Top tapers to 40"D at the ends
- Two slabs laminate bases
- Designed for quick and easy assembly

Finish Options:

Laminate finish: Available in all Newland finishes




Specifications

Dimensions: 96"W x 48"D x 29"H

Weight: 306 lbs / 138.8 kg

Volume: 12 ft³ / 0.33 m³



Showcase | 0:31

Newland



Environmental Certificates



[Newland](#)

**NL120BT
NEWLAND | 120" BOAT SHAPED CONFERENCE
TABLE**

Newland - simple and modular components combining classic design, quality and value to support a wide range of workspace applications. From private offices, open plan, meeting and training spaces, Newland offers functional and practical desking solutions that will stand the test of time.

- Two-piece top, 1" thick
- Thermally fused laminate
- 2mm PVC matching edge
- Top tapers to 40"D at the ends
- Three slab laminate bases
- Horizontal grain direction not guaranteed to align between top pieces
- Designed for quick and easy assembly

Finish Options:

Laminate finish: Available in all Newland finishes




Specifications

Dimensions: 120"W x 48"D x 29"H

Weight: 426 lbs / 193.23 kg

Volume: 15.3 ft³ / 0.43 m³



Showcase | 0:31

Newland



Environmental Certificates



[Newland](#)

**NL144BT
NEWLAND | 144" BOAT SHAPED CONFERENCE
TABLE**

Newland - simple and modular components combining classic design, quality and value to support a wide range of workspace applications. From private offices, open plan, meeting and training spaces, Newland offers functional and practical desking solutions that will stand the test of time.

- Two-piece top, 1" thick
- Thermally fused laminate 2mm PVC matching edge
- Top tapers to 40"D at the ends
- Three slab laminate bases
- Horizontal grain direction not guaranteed to align between top pieces
- Designed for quick and easy assembly

Finish Options:

Laminate finish: Available in all Newland finishes




Specifications

Dimensions: 144"w x 48"d x 29"h

Weight: 456 lbs / 206.84 kg

Volume: 15.3 ft³ / 0.43 m³



Showcase | 0:31

Newland
