


675.0 mm



X9RFPALMKEY

WIRELESS RF KEYBOARD WITH WRIST REST FOR PC

User's Guide



www.x9performance.com

Introduction

The X9 Performance X9RFPALMKEY is a 2.4GHz wireless RF keyboard specially designed for PC. 104-key full size layout with wrist rest support for a comfortable typing experience. 16 shortcut keys and numeric keypad to increase efficiency and productivity.

The X9 Performance X9RFPALMKEY is very easy to use. Simply plug the RF receiver dongle into a USB port on your computer and you are ready to go! No software is required!

Thin, compact and versatile, the X9 Performance X9RFPALMKEY is the perfect companion for your PC!

Package Contents

- Wireless RF Keyboard
- USB RF dongle
- One "AAA" battery
- User's guide

Tech Support

Please E-mail us at techsupport@x9performance.com, or call us at 1-909-230-6888 Monday to Friday, 8:30AM to 5:30PM, Pacific Standard Time

X9 Performance Product Information

Warranty

X9 Performance warrants that this product will be free from defects in title, materials and manufacturing workmanship for one year from the date of purchase. If the product is found to be defective then, as your sole remedy and as the manufacturer's only obligation, X9 Performance will repair or replace the product. This warranty shall not apply to products that have been subject to abuse, misuse, abnormal electrical or environmental conditions, or any condition other than what can be considered as normal use.

Limitation of Liability

The liability of X9 Performance arising from this warranty and sale shall be limited to a refund of the purchase price. In no event shall X9 Performance be liable for costs of procurement of substitute products or services, or for any lost profit, or for any consequential, incidental, direct or indirect damages, however caused and on any theory of liability, arising from this warranty and sale. These limitations shall apply not with standing any failure of essential purpose of any limited remedy.

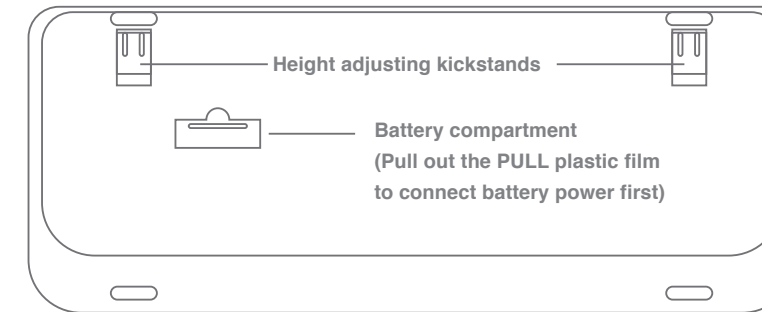
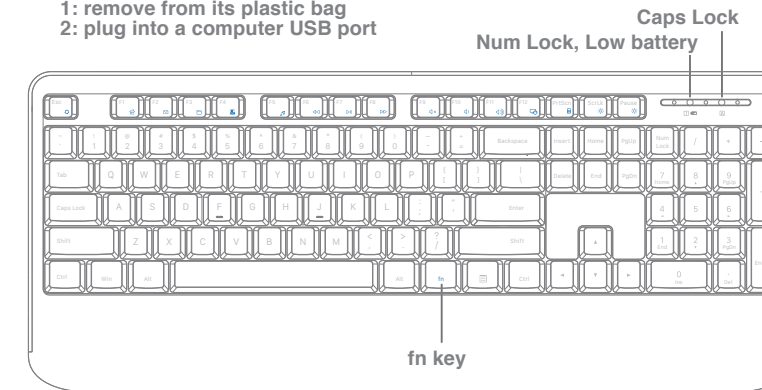
Copyright© 2020 by X9 Performance

System Requirement

- Windows 7/8/10
- Any desktop and notebook computer with a USB-A port available

Hardware Basics

- USB RF dongle
- 1: remove from its plastic bag
 - 2: plug into a computer USB port



Installation Instruction

The X9RFPALMKEY is pre-synced with the USB RF receiver dongle, and should be automatically recognized by the computer and does not require a driver. Simply follow the steps below and you are ready to go!

1. Locate the USB receiver dongle, in its plastic bag.
2. Plug the USB receiver dongle into the USB port of your computer.
3. Install an "AAA" battery (included) in the battery compartment. (Or pull the white PULL film out if battery is inside the compartment already)
4. You are ready to use the X9RFPALMKEY keyboard.

Shortcut Keys

Below are the description of all 16 blue colored shortcut keys which require pressing fn key simultaneously to work.

- | | |
|----------------------------|--|
| Open System setting | Next Track |
| Default web browser | Mute |
| Open email program | Volume Down |
| Open Windows File Explorer | Volume Up |
| Print | Lock Windows PC |
| Default music player | Open Calculator |
| Previous Track | Brightness change to PC built-in display |
| Play/Pause | |

Sync USB RF Dongle with Keyboard

Note: only if you have followed the Installation Instruction several times already but couldn't get keyboard to work, or if you lost the original USB RF dongle and get a new dongle from us, you can resync the dongle and keyboard with procedures below:

1. Login to your computer.
2. Remove battery from the keyboard; unplug the USB RF receiver dongle from your computer.
3. Place the keyboard very close to the USB port where the dongle will be plugged into.
4. Replug USB RF dongle into your computer USB port.
5. Immediately install battery in the keyboard compartment, let them find and sync each other within 10-15 seconds.
6. Keyboard is ready to go. If keyboard does not work, sync has probably failed, please repeat step 2 to 5 until it works.

Peripherals Printing Spec 印刷规格

Materials Spec: 105G 双铜纸
用料规格:

INKS 颜色油料: K 单黑
Color Printing: 1 色印刷:

Additional Process: 5 页折
额外加工:

Note 备注:

135.0 mm