

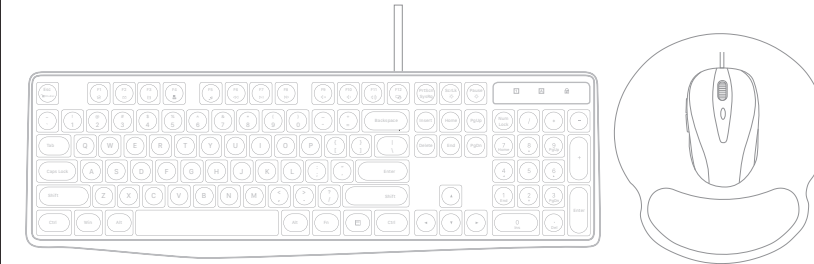
675 mm

135.0 mm

X9Performance X9JJKEYCOMBO

FULL SIZE USB KEYBOARD, MOUSE AND MOUSE PAD COMBO FOR PC

User's Guide



www.x9performance.com

Introduction

The X9 Performance X9JJKEYCOMBO includes a USB keyboard, a 6-button USB wired mouse and a mouse pad. The keyboard is 104-key full size with a standard layout and a concave keycap design for a comfortable and efficient typing experience. 14 shortcut keys and numeric keypad further increase efficiency and productivity.

The mouse features a dpi adjustment button with 4 levels of dpi up to 3200 resolution for precise navigation, 3 regular mouse buttons and back/forward buttons.

The X9 Performance keyboard and mouse are very easy to use. Simply plug them into your computer's USB ports and you are ready to go! Also, no software is required!

Thin, compact, and versatile, the X9 Performance X9JJKEYCOMBO is the perfect companion for your PC and Chromebook!

Package Contents

- Keyboard, mouse and mouse pad
- User's guide

Tech Support

Please E-mail us at techsupport@x9performance.com, or call us at 1-909-230-6888 Monday to Friday, 8:30AM to 5:30PM, Pacific Standard Time

1

X9 Performance Product Information

Warranty

X9 Performance warrants that this product will be free from defects in title, materials and manufacturing workmanship for one year from the date of purchase. If the product is found to be defective then, as your sole remedy and as the manufacturer's only obligation, X9 Performance will repair or replace the product. This warranty shall not apply to products that have been subject to abuse, misuse, abnormal electrical or environmental conditions, or any condition other than what can be considered as normal use.

Limitation of Liability

The liability of X9 Performance arising from this warranty and sale shall be limited to a refund of the purchase price. In no event shall X9 Performance be liable for costs of procurement of substitute products or services, or for any lost profit, or for any consequential, incidental, direct or indirect damages, however caused and on any theory of liability, arising from this warranty and sale. These limitations shall apply not with standing any failure of essential purpose of any limited remedy.

Copyright© 2021 by X9 Performance

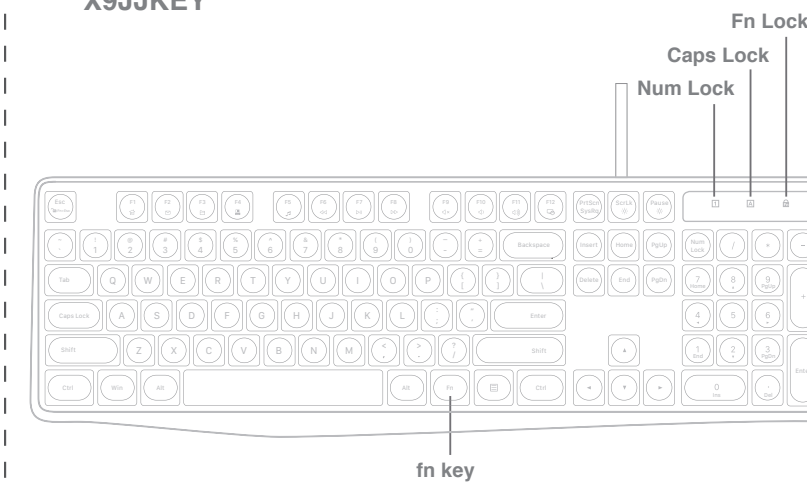
System Requirement

- Windows 7/8/10, Chrome OS
- Any desktop and notebook computer with 2 USB-A ports available

2

Hardware Basics

X9JJKEY

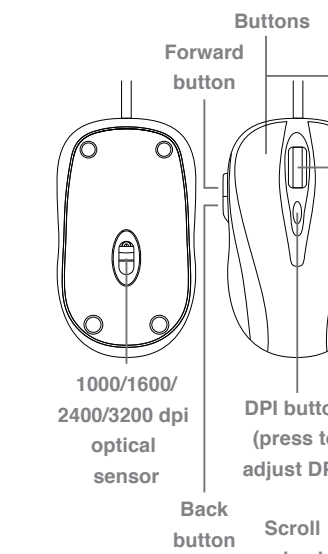


Function keys mode F1 to F12

When Fn Lock LED is on, F1 to F12 function keys are the default when top row keys are pressed. Also 14 shortcut keys require pressing fn key simultaneously to work. You can toggle between Function key mode and shortcut mode by pressing fn and Esc keys simultaneously, Fn Lock LED is on to indicate it is in Function key mode, otherwise it is in shortcut mode.

3

X9TURBO6D




1000/1600/2400/3200 dpi optical sensor

USB connector

5 Feet/150 cm

4

Mouse Pad



Installation Instruction

The X9JJKEY and X9TURBO6D are automatically recognized by the computer and do not require a driver. Simply plug them into your computer and you are ready to go!

Shortcut Keys

Below are the description of all 14 shortcut keys. Shortcut keys require (1) pressing fn key simultaneously to work when Fn Lock LED is on, or (2) pressing top row key itself to work when Fn Lock LED is turned off by pressing fn and Esc keys together. Pressing fn and Esc keys toggles between Function key mode and shortcut mode of the keyboard.

- | | |
|------------------------------|---|
| 🌐 Default web browser | ▶▶ Next Track |
| ✉ Open email program | 🔇 Mute |
| 📁 Open Windows File Explorer | ⏪ Volume Down |
| 🖨 Print | ⏩ Volume Up |
| 🎵 Default music player | 🔒 Lock Windows PC |
| ⏮ Previous Track | ☀️ * Brightness change to PC built-in display |
| ⏸ Play/Pause | |

5

Peripherals Printing Spec 印刷规格

Materials Spec: 105G 双铜纸

INKS 颜色油料: 1 Color Printing 色印刷: K 单黑

Additional Process: 5 页折

Note 备注: