



Custom Printed Boards

Information Guide

This document is your guide to the Custom Printed Board design process.

Print solid colour, subtle patterns, simple or complex graphics in bespoke designs to create your unique space.

We colour match, and can print to your selected CMYK or Pantone palette for design consistency throughout your environment.

From Glassboards to Whiteboards to Mobile Solutions, we provide you a new avenue of endless design possibilities in Visual Communication customisation.

Available in:

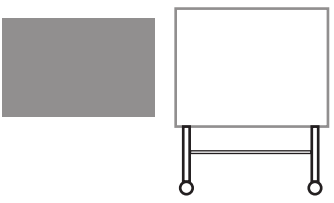
- Standard Frame Whiteboard
- LX6 Frame Whiteboard
- Starphire Glassboards (magnetic and non-magnetic)
- Some Mobile Solutions (enquire with our team)

Benefits of Custom Print

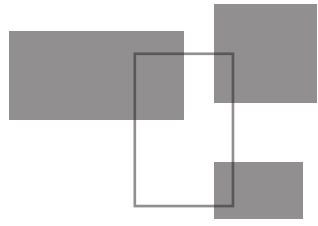
- In-house design team
- All graphics are printed under surface so they never fade
- Endless design and colour options
- Crisp colours and lines with high quality large scale printer

Order & Design Process


1. Pick the board type



2. Choose a size & orientation



3. Work with our team on design options and suggestions



Supplying Print Ready Design?

- File formats accepted: PDF, Ai, Jpeg, EPS, Excel (for planner style layout)
- Colour: CMYK or Pantone preferred for best result and colour match
- Files must be actual size of final design and high resolution
- Supply with: dimensions noted, any preferred design notes, crop marks and 5mm bleed

Please speak to our Customer Service and Sales Team to organise a quote, and discuss your design options.