

SIMPLE Lounge

NON-STOCKED - Allow 8-10 weeks

- Light weight design
- Easy to move and *clip* together
- Great for dynamic work places
- Available in a wide range of fabric colours & shapes

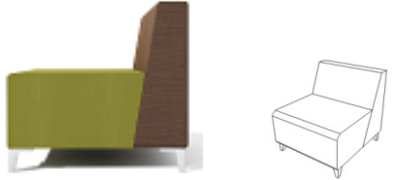

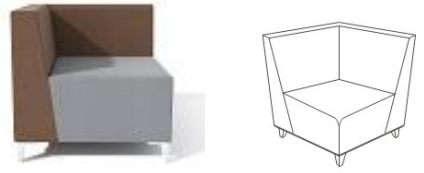




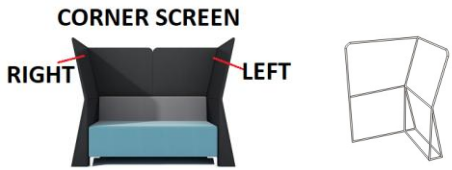

Image	Code	Description	Colour	WNTY Year	Material	Size (mm) Width x Depth x Height
	GOPSF30-1	• Single seater	Refer to below colour option	3	Fabric	700 x 780 x 745
	GOPSF30-2	• Double seater				1400 x 780 x 745
	GOPSF30-3	• Corner seat				780 x 780 x 745
	GOPSF30-4	• Rectangular stool				700 x 780 x 460
	GOPSF30-5	• Round stool				D500 x H460
	GOPSF30-6	• Single seater curved				1049 x 816 x 745

Image	Code	Description	Colour	WNTY Year	Material	Size (mm) Width x Depth x Height
	GOPSF30-7	<ul style="list-style-type: none"> Single seater curved 				1049 x 816 x 745
<p>CORNER SCREEN</p> 	GOPSF30-P	<p>Simple Corner Screen</p> <ul style="list-style-type: none"> Option LHS or RHS 	Charcoal	3	Fabric	908 x 818 x 1400
	GOPSF30-PM	Simple Screen Extension	Charcoal			700 x 18 x 1400

