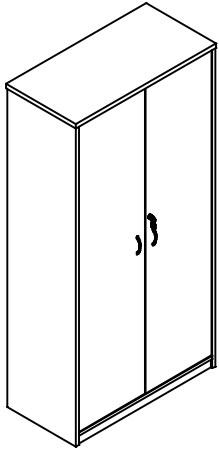
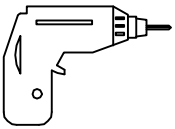



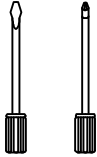







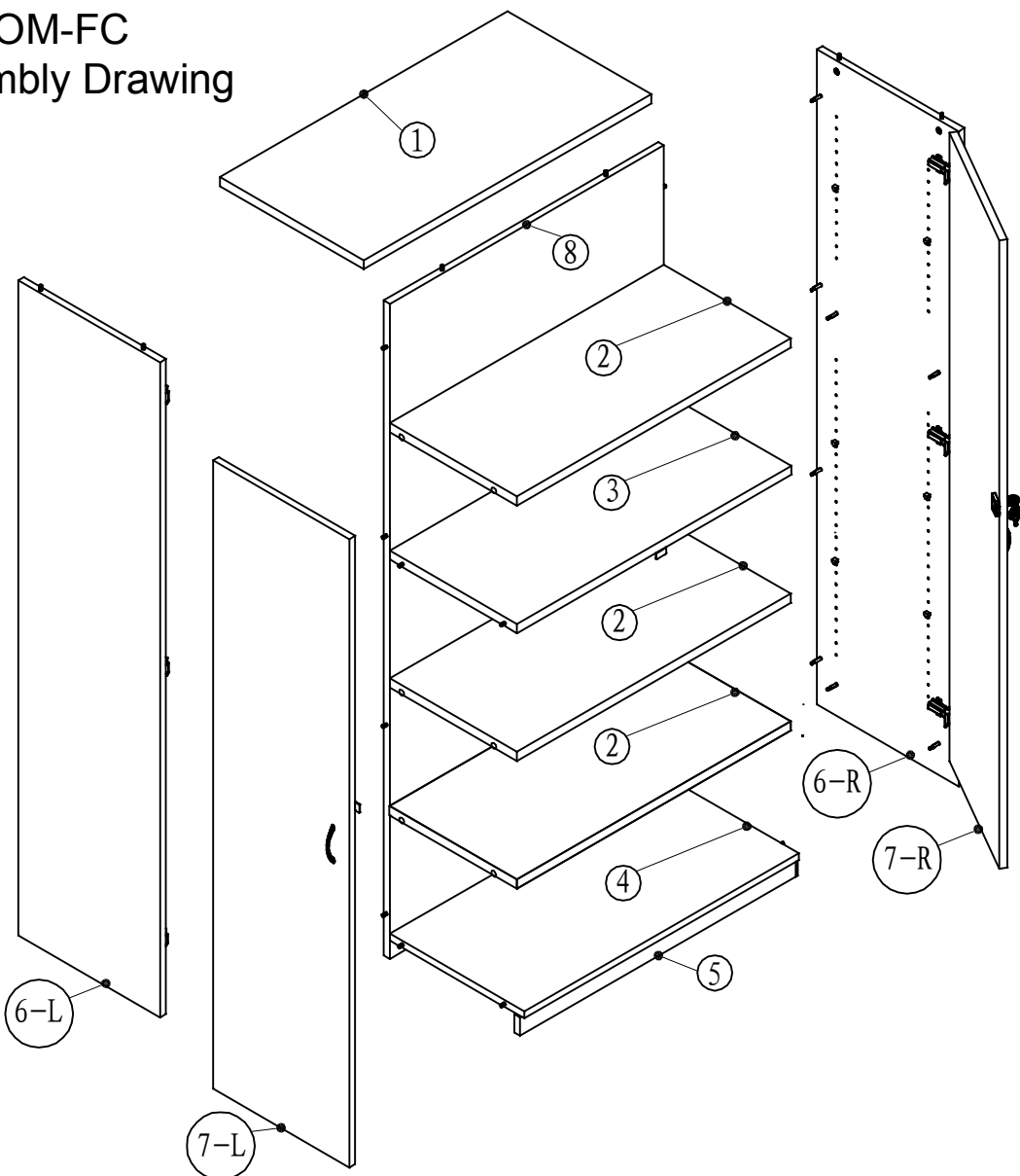


TOOLS	Connecting Parts			
	 X28	 X1	 X42	
	 X28	 X6	 X4	
	 X2	 X1		
	 X4	 X12		

OM-FC
Assembly Drawing



Series No.	Specification (W*D*H)	qty	Series No.	Specification (W*D*H)	qty	Series No.	Specification (W*D*H)	qty
1	900*450*25	1	6-L	1775*444*25	1	11		
2	843*399*25	3	6-R	1775*444*25	1	12		
3	844*399*25	1	7-L	1703*420*18	1	13		
4	844*422*18	1	7-R	1703*420*18	1	14		
5	854*50*18	1	8	1775*844*18	1	15		