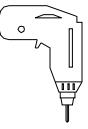




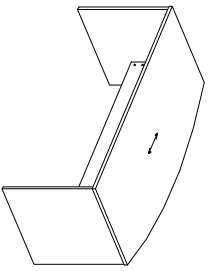
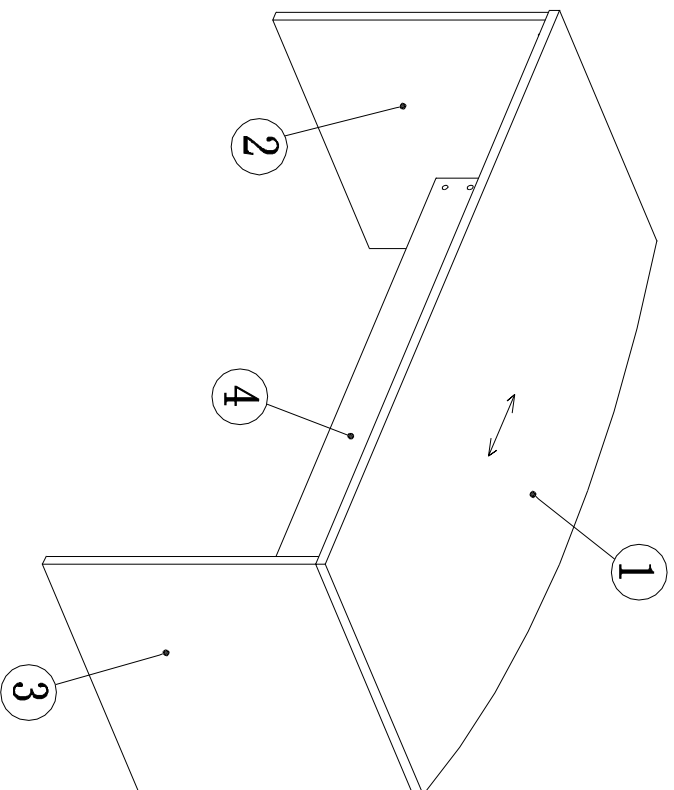


TOOLS	Connecting Parts		
			
	 A	X16	
	 B	X16	
			



OM-BD21
Assembly Drawing



Series No.	Specification (mm)	qty	Series No.	Specification (mm)	qty	Series No.	Specification (mm)	qty
1	2100*900*25	1	6			11		
2	744*695*25	1	7			12		
3	744*695*25	1	8			13		
4	2044*450*18	1	9			14		
5			10			15		

1

Connecting Parts

 A	X16	
 B	X16	

ARROW POINT AT THE BOARD EDGE

2

3

4