

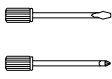

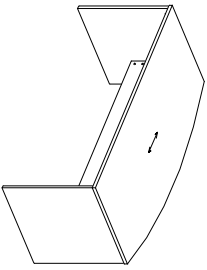
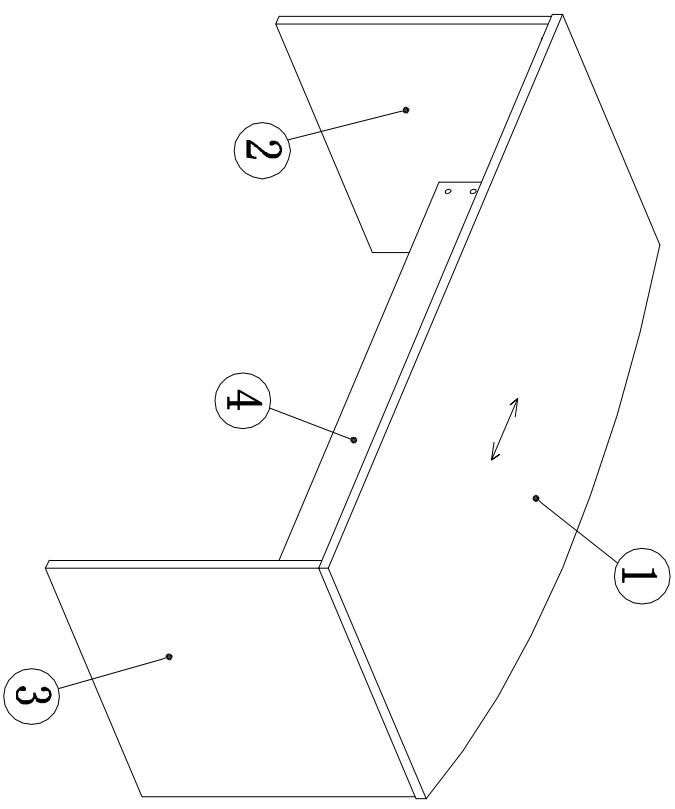


TOOLS	Connecting Parts		
		X16	
		X16	

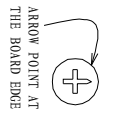


OM-BD18
Assembly Drawing





Series No.	Specification (mm)	qty	Series No.	Specification (mm)	qty	Series No.	Specification (mm)	qty
1	1800*900*25	1	6			11		
2	744*695*25	1	7			12		
3	744*695*25	1	8			13		
4	1744*450*18	1	9			14		
5			10			15		

1



ARROW POINT AT THE BOARD EDGE

Connecting Parts	
	X16
	X16

2

3

4