

# Flow Chair.

## Product Specifications



# Flow Chair.



Discover the Flow – where durability meets stylish function in perfect harmony. This premium task chair is engineered as the perfect workstation companion, meeting room seating or executive centrepiece.

Sporting a premium gas lift and a rugged, yet stylish, nylon 5-star base sitting on top of 60mm castors, the Flow chair boasts an exceptional 160kg weight rating and impressive durability. This is all backed by OLG's industry-best 10-year warranty.

Your well-being matters, and the Flow chair understands that. A fully-integrated, weight-activated tension, synchronous tilt mechanism and 4D adjustable armrest means that the perfect position can be achieved, regardless of your height or body type. The moulded backrest comes with lumbar support as standard, while the lightweight, elasticized mesh backrest provides breathability and dynamic support throughout your workday.

Elevate your workspace with the Flow task chair – a versatile and meticulously designed solution that combines strength, style, and ergonomic support for a truly exceptional seating experience.

## Key Features



### A. Mesh-Wrapped Backrest

High quality, flexible mesh-wrapped backrest with fixed lumbar provides ergonomic support for all day comfort.




### B. 4D Adjustable Arms

Armrests can be adjusted 4 separate ways by 3 different pivot axes and also height adjustable.



### C. Synchro Tilt Mechanism

To ensure a smooth adjustment, an intuitive synchro mechanism tilts the seat as the back reclines.



### D. Moulded Foam Upholstered Seat & Armrests

Seat and armrest have upholstered moulding foam for additional comfort.

# Flow Chair.

## In Detail



### Solid Mechanism

Solid, cast nylon frame and synchronized tilt mechanism with multi-fulcrum support.



### Heavy-Duty Castors

60mm heavy-duty swivel castors for smooth motion.



### Gas lift Springs

Premium quality gas lift for fast, reliable, height adjustment performance.



### Lumbar Included

Moulded backrest comes with lumbar support as standard.



### Stylish Nylon Base

Stylish nylon 5 star base provides exceptional strength, guaranteeing a 160kg weight rating.

## Mesh Support Technology

Lightweight, elasticised mesh provides breathable, dynamic support.

## Lumbar Support

Moulded backrest with fixed lumbar support.

**10 Year Warranty**  
Best in it's class.

## Synchro Mechanism

Synchro tilt mechanism moves the seat in harmony with the back recline - activated via user's weight.

## Gas Lift

Premium quality gas lift for fast, reliable, height adjustment performance.

## Large 60mm Castors

Heavy duty 60mm unhooded castors on each foot for easy mobility around the office.

## Backrest

High quality black mesh backrest ergonomically supports your back for those longer seating sessions.

## Padded Armrests

Height adjustable padded armrests for additional support and comfort.

**8+ Hour Comfort Rated**  
molded and upholstered seat.

## Seat Slide Adjustment

Multiple seat depth presets with pull/push adjustments.

## Rugged Base

Comes standard with a reinforced 5 star nylon base for additional strength and durability.



\* Refer to page 5 for Ratings & Certifications details.

# Flow Chair.

## Flow Colours

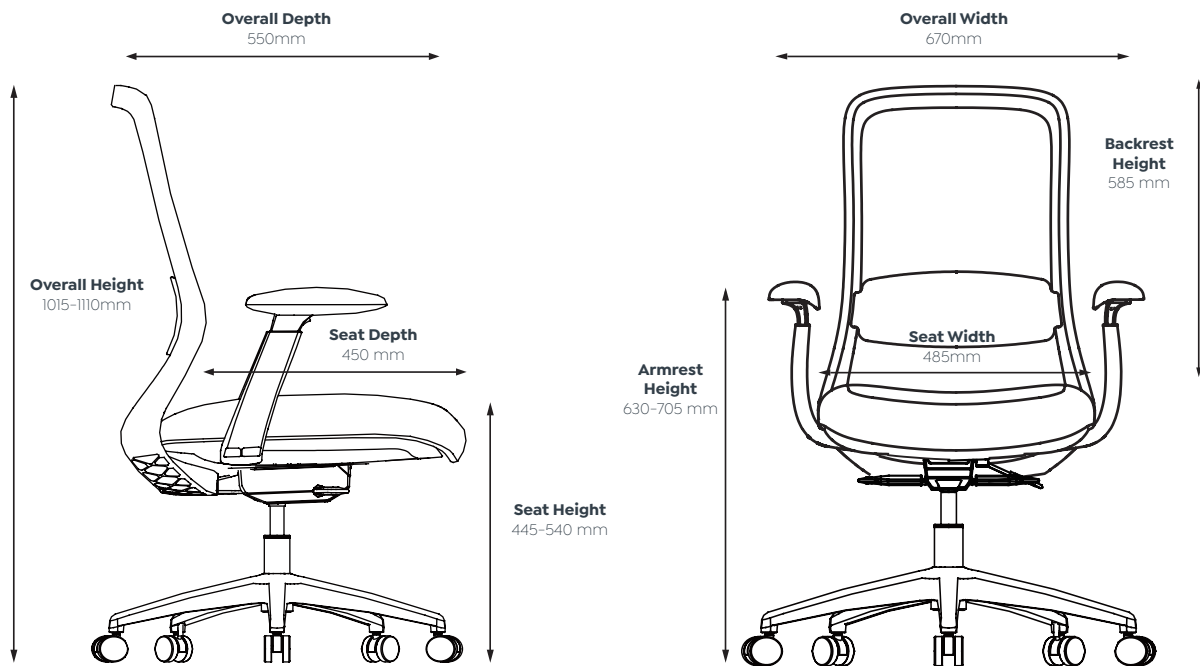


Flow Chair with Upgraded Arms - Black



Flow Chair with Upgraded Arms - White

## Dimension Specifications



# OLG's Ratings & Certifications.



## 10 Year Warranty

OLG Warranty promises the original purchaser that it will repair or replace with comparable product, at its option and free of charge (for material and components), any product, part or component which fails under normal use over the duration of the specified warranty term (taken from the date of purchase). Normal commercial usage is defined as the equivalent of a single shift, 40 hour work-week.



## Weight Rating

All seating products have an OLG endorsed 120kg minimum weight rating. All OLG seating products are designed with reference to relevant international standards, including ANSI/BIFMA and AS/NZS. These standards stipulate strength & durability requirements and give the user confidence about the product's longevity. OLG's ISO certified factories use propriety test rigs to issue OLG's own weight ratings for chairs.



## ISO 14001

ISO 14001 Certification is the international standard that specifies requirements for an effective Environmental Management System (EMS). It provides a framework that OLG as an organization can follow. At OLG we are using this framework as an approach to continuous improvement across all environmental aspects of our business.



## ISO 9001

ISO 9001 Certification is the world's most widely recognized Quality Management System (QMS). At OLG its our guiding principle to meet the expectations and needs of our customers through quality management systems that continually monitor and manage quality across all operations to deliver consistent performance and service.



## AS/NZS 4801

AS/NZS 4801 is the benchmark to assess Occupational Health & Safety Management systems for organisations. This standard contains vital information about meeting legal requirements and invaluable guidance on how to establish sustained improvement in health and safety performance in your business.



## GECA Certification

GECA (The Good Environmental Choice Australia) Ecolabelling Program, operates a national third-party, independently verified ecolabel, in conformance with Environmental labels and declarations (ISO 14024), that can be applied to a wide range of products and services. This certification gives you an independent, reliable and convenient way to select OLG products and services that are certified by GECA to deliver better environmental outcomes. Anvil and Axis (available to GECA specification by special request). EkoSystem approved as EKO Brand.



## AFRIDI Certification

AFRDI Certification is a set of standards covering strength, durability, stability and safety (and ergonomics in the case of desks and workstations). This means that OLG are accountable for maintaining the quality of our products, submitting them for regular auditing to ensure they meet the highest standards for commercial use. Applies to: Urban Mesh (Level 6 – Severe Commercial), Modulus Flip Table (Level 3 – Severe Commercial, tested with 1500 x 750 top and Agile+ Single Sided Dual Motor Electric Desk).



## BIFMA Certification

BIFMA Certification focuses on safety and performance standards developed by the BIFMA Engineering Committee. The standards provide manufacturers, specifiers, and users with a common basis for evaluating safety, durability, and the structural adequacy of the specified furniture, independent of construction materials. The standards define specific tests, laboratory equipment to be used, the conditions of test, and the minimum acceptance levels to be used in evaluating these products. Applies to: Balance Executive, Balance Task, Optic Chair, Adapta Chair, Game Chair 4 leg, Game Chair 4 leg with seat and back pads, Game Sled, Game Sled with seat and back pads, Agile+, Agile Electric 2-Column single motor, Flow Chair



## Australian Trusted Trader

Australian Trusted Trader Certification is a standard that rewards companies showing compliant behaviour, secure supply chain with strong security practices, to enjoy a wide range of trade facilitation benefits. OLG have held this status since 2017.



## FSC

FSC is the leading catalyst and defining force for improved forest management and market transformation, shifting the global forest trend toward sustainable use, conservation, restoration, and respect for all. Applies to: Plantation timber legs



## GREENGUARD Certification

A GREENGUARD Certification ensures that a product has met some of the world's most rigorous and comprehensive standards for low emissions of volatile organic compounds (VOCs) into indoor air. GREENGUARD Gold Certification offers certification criteria that considers safety factors to account for sensitive individuals (such as children and the elderly), and ensures that a product is acceptable for use in environments such as schools and healthcare facilities.

# Flow Chair.

## Cheat Sheet Quick Guide

### Standard Features

High quality, flexible meshwrapped backrest for ergonomic support for all day comfort

Adjustable lumbar support

4D Adjustable Arms Armrests can be adjusted 4 seperate ways by 3 different pivot axes and also height adjustable

Synchro Tilt Mechanism, to ensure a smooth adjustment, an intuitive synchro mechanism tilts the seat as the back reclines - activated via user's weight

Seat and armrest have upholstered moulding foam for additional comfort

Stylish nylon 5 star base provided additional strength guarantees 160kg weight rating

Premium quality gas lift for fast, reliable performance

Moulded backrest comes with adjustable lumbar support as standard

Heavy-Duty Castors 60mm heavy-duty swivel castors for smooth motion

Solid, cast nylon frame and synchronized tilt mechanism with multi-fulcrum support

Seat slide adjustment - Multiple seat depth presets with pull/push adjustments

160kg weight rating

10 year warranty

### Optional Upgrade

Adjustable Arms

### Dimensions

Seat Height 445-540 mm

Seat Width 485 mm

Seat Depth 450 mm

Overall Height 1015-1110mm

### Engage Colours



Flow Chair with  
Upgraded Arms - Black



Flow Chair with  
Upgraded Arms - White





**How can we be of help?**  
02 8188 2732

[info@olgoffice.com](mailto:info@olgoffice.com)

[myolg.online](http://myolg.online)  
[olgoffice.com](http://olgoffice.com)  
[officedesigner.net](http://officedesigner.net)  
[motionoffice.com](http://motionoffice.com)  
[officefitoutcalculator.com.au](http://officefitoutcalculator.com.au)  
[myolgpricelist.online](http://myolgpricelist.online)  
[acoustiq.com.au](http://acoustiq.com.au)

Innovative Thinking • Responsive Support • Open Communication