




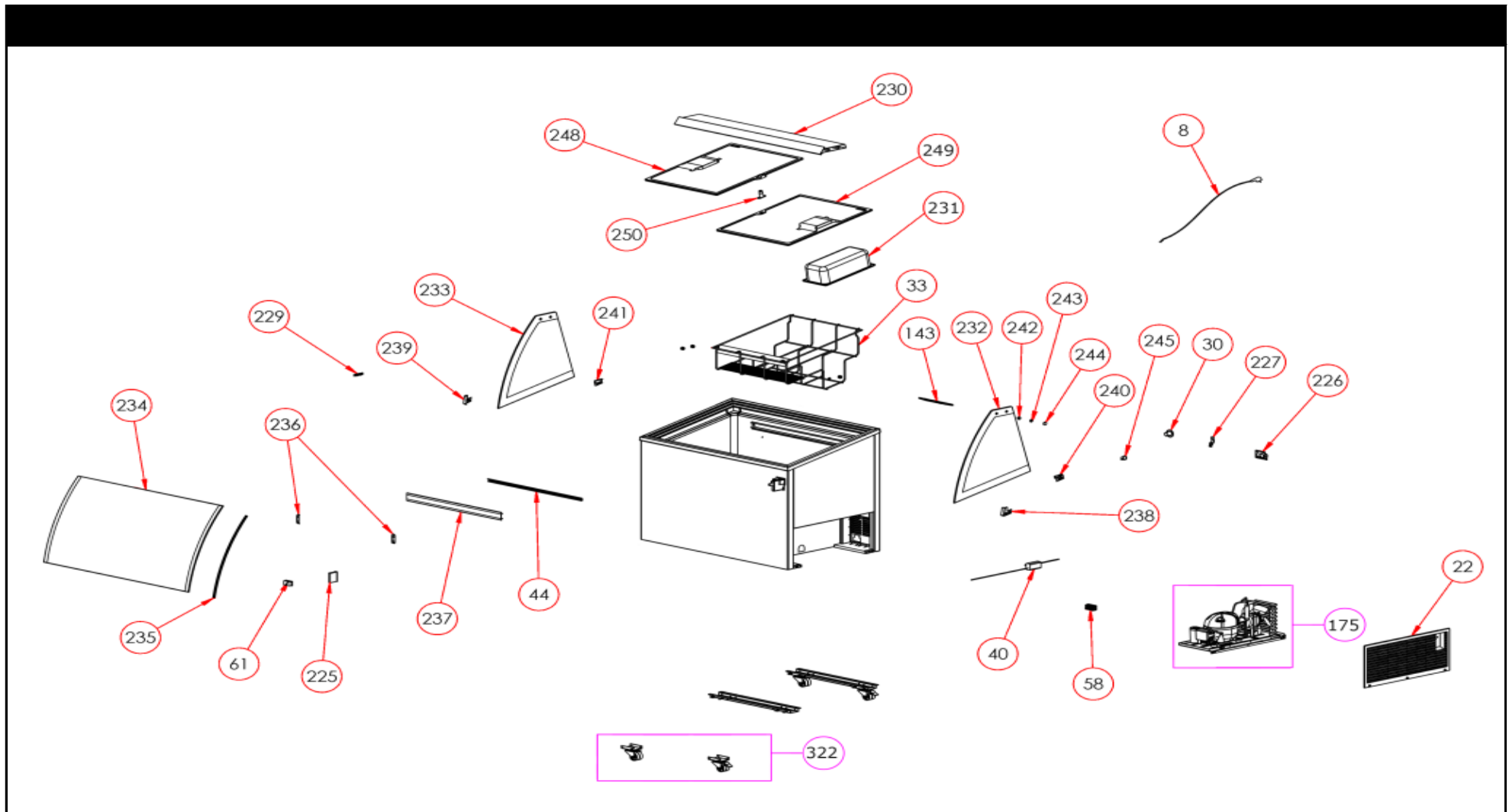
**7151.0010**

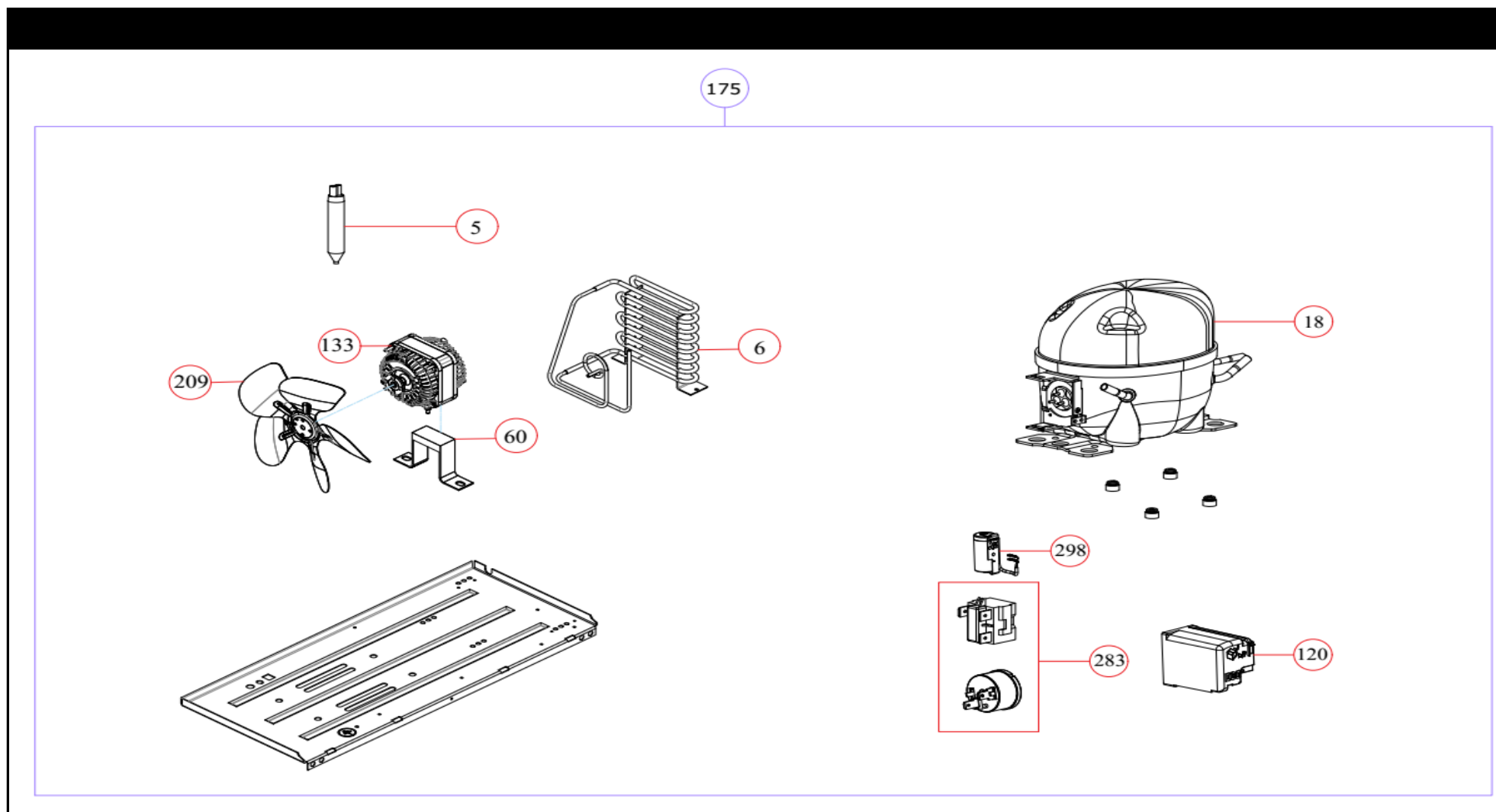
R600a

Onderdelen informatie  
Erzatzteil information  
Spare part information  
Information de pièces









<b>POS:</b>	<b>Art.No.:</b>	<b>Omschrijving:</b>	<b>Aantal:</b>
5		DRYER 15 GR PN1513	1
6		CONDENSER DD 3 SIRA	1
8	CS9338.4144	PLUG CABLE 3000MM 3G1 SKN C2 (EU)	1
13		POT KNOB MECH.	1
18	CS9338.2184	COMPRESSOR-NLY90LAa-CUBIGEL 220-240V 50Hz R290	1
20		SERVICE PIPE (V TYPE 6MM)	1
22		AIR GRILL (SIDE)(7042)	1
30	CS9338.4146	DRAIN TUBE CAP (7042)	1
32		ICE SCRAPER	1
33		WIRE BASKET SHOWCASE CABINET 3'LU	1
33		WIRE BASKET SHOWCASE CABINET 2'LI	2
35		PIPE DRYER VACUUM(6MM)	1
40		LED DRIWER (CONSTANT VOLTAGE) HVDC 10W TAURAS IP42	1

<b>POS:</b>	<b>Art.No.:</b>	<b>Omschrijving:</b>	<b>Aantal:</b>
44		LED BAR (SHOWCASE CABINET) 910X13,7MM 800 LM 7W (6500K)	1
58	CS9338.4143	THERMOSTAT FOSHAN KPF39-E DONDURMA DOL. EXPROOF	1
60		MTL. FAN HOLDER H55	1
133	CS9338.4142	MOTOR EXTERNAL FAN WEIGUANG (YZF7-20 220-240 V 50/60Hz)	1
138		ROLLER FIXING SHEET 30MM U TABLA 410	2
143		DD SLID. GLASS SUPPORT PART	8
209		ALU. FAN BLADE Ø200 34° EMME	1
226		DD BACK SIDE AIR GRILL BOTTOM CABLE HOLDER	1
227		DD BACK SIDE AIR GRILL UPPER CABLE HOLDER	1
228		D550 DRAIN TUBE CAP EXTER.(7042) SILVER	1
230		D410 ALU. (TOP) PROFILE SHOWCASE CABINET (M10)(1299,7mm)	2
231		PLASTIC ICE CREAM CONTAINERI (SHOWCASE CABINET)	7
232		GLASS (SIDE)(RIGHT) - SHOWCASE CABINET	1

<b>POS:</b>	<b>Art.No.:</b>	<b>Omschrijving:</b>	<b>Aantal:</b>
233		GLASS (SIDE)(LEFT) - SHOWCASE CABINET	1
234		GLASS D410 CURVE (FRONT) GLASS SHOWCASE CABINET	1
235		PLASTIC CURVE GLASS (SIDE) WICK DD SHOWCASE CABINET	1
236		DD SHOWCASE LED ILLUM.UPPER COVER LOCK PLAST.	2
237	CS9338.4147	PLST. D400 SHOWCASE CABINET LED ILLUM. (TOP) COVER (939MM)	1
238		FRONT GLASS SUPPORTER SHEET(R))(SHOWCASE)(-INOX)	1
239		FRONT GLASS SUPPORTER SHEET((L))(SHOWCASE)(PAINTSHOP-INOX)	1
240		SIDE GLASS SUPPORT SHEET(R))(SHOWCASE)(PAINTSHOP-INOX)	1
241		SIDE GLASS SUPPORT SHEET((L))(SHOWCASE)(PAINTSHOP-INOX)	1
242		SILICON GLASS GASKET (SIDE) GLASS	4
243		MTL. SCREW CAP INTERIOR	4
244		MTL. SCREW CAP EXTERNAL	4
245	CS9338.4140	SWITCH 0/1 RK14-17 - SHOWCASE CABINET	1

POS:	Art.No.:	Omschrijving:	Aantal:
245		SWITCH SILICON COVER 0/1 RK14-17 - SHOWCASE CABINET	
248		D400 FLAT ENCAPS UPPER GLASS ASSEMB.	
249		D400 FLAT ENCAPS BOTTOM GLASS ASSEMB.	
250		DD LOCK ASSEMBLY (FLAT) ENCAPS	
322		DD Ø70 - 30 MM U FORMED ROLLER 4 LU	