

# Herdio®

## HIGH PERFORMANCE IN-CEILING/IN-WALL SPEAKERS

Model:	Speaker Size:	Bluetooth Function :
HCS418	4 inch	NO
HCS528	5.25 inch	NO
HCS818	6.5 inch	NO
HCS418BT	4 inch	YES
HCS528BT	5.25 inch	YES
HCS818BT	6.5 inch	YES



## OWNER'S MANUAL

[www.Herdiotech.com](http://www.Herdiotech.com)

# FCC Requirement

Changes or modifications not expressly approved by the party responsible for compliance could void the user's authority to operate the equipment. This device complies with Part 15 of the FCC Rules. Operation is subject to the following two conditions:

(1) this device may not cause harmful interference, and  
(2) this device must accept any interference received, including interference that may cause undesired operation.

Note: This equipment has been tested and found to comply with the limits for a Class B digital device, pursuant to Part 15 of the FCC Rules. These limits are designed to provide reasonable protection against harmful interference in a residential installation. This equipment generates, uses, and can radiate radio frequency energy, and if not installed and used in accordance with the instructions, may cause harmful interference to radio communications. However, there

**[www.Herdiotech.com](http://www.Herdiotech.com)**

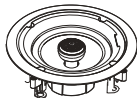
is no guarantee that interference will not occur in a particular installation. If this equipment does cause harmful interference to radio or television reception, which can be determined by turning the equipment off and on, the user is encouraged to try to correct the interference by one or more of the following measures:

- Reorient or relocate the receiving antenna.
- Increase the separation between the equipment and receiver.
- Connect the equipment into an outlet on a circuit different from that to which the receiver is connected.
- Consult the dealer or an experienced radio/TV technician for help.

This equipment complies with FCC radiation exposure limits set forth for an uncontrolled environment. This equipment should be installed and operated with a minimum distance of 20cm between the radiator & your body. This transmitter must not be co-located or operating in conjunction with any other antenna or transmitter.

**[www.Herdiotech.com](http://www.Herdiotech.com)**

## PACKAGE CONTENT



Speaker x2



Product manual x1

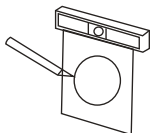


5M speaker cabling x 2

## INSTALLATION GUIDE

1. Only for: HCS418\HCS418BT\HCS528\HCS528BT\HCS818\HCS818BT

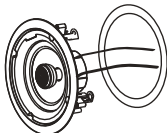
1



Cut the drywall

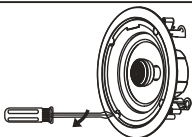
**Note:** Always allow at least one-half inch between a wall stud and the speaker cutout or the locking tabs will not be able to swivel into place.

2



Connect the speaker wires to the speaker.

3



Screw down each of the four Phillips head screws. The locking tabs will swivel into place and secure the unit to the rear surface of the drywall. Put in the strips of adhesive to secure the grille.

4

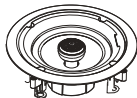


Replace the metal grille.

[www.HerdioTech.com](http://www.HerdioTech.com)

# BLUETOOTH VERSION

## PACKAGE CONTENT



Speaker x2



Product manual x1



5M speaker cable x 2

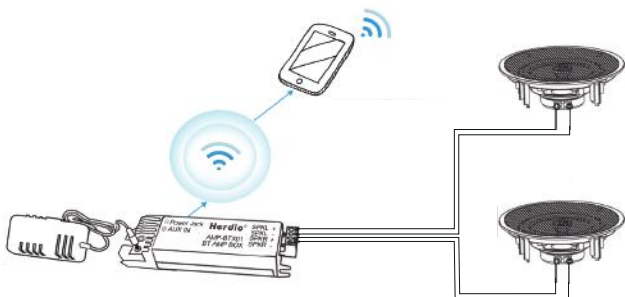


Amplifier box x1



Power Adapter x1

## BLUETOOTH OPERATIONS



- 1) Make sure that the power supply is connected and the blue LED on amplifier is flashing;
- 2) The current status indicates that the Bluetooth amplifier is waiting for pairing;
- 3) Turn on your mobile devices or other Bluetooth devices, scan the Bluetooth name of the device "Herdio", and click Connect;
- 4) When you hear the confirmation tone, the blue LED is turned solid, indicating that the connection is successful.

[www.Herdiotech.com](http://www.Herdiotech.com)

# SPECIFICATIONS

- Built-in 2 Channel Amplifier
- 3.5mm Auxiliary Input
- 5.0 Bluetooth Wireless Music Streaming

## TECHNICAL SPECIFICATIONS

MODEL NO	HCS418/HCS418BT	HCS528/HCS528BT	HCS818/HCS818BT
SPEAKER SIZE	4 Inch	5.25 Inch	6.5 Inch
MAX Power Output	80W	150W	160W
Sensitivity	89db	89db	89db
Impedance	8 Ohms	8 Ohms	8 Ohms
Frequency Response	60-20KHZ	60-20KHZ	50-20KHZ
Cut-Out Diameter	5.7 Inch(14.5 CM)	7.3 Inch(18.5 CM)	8 Inch(20.5 CM)

## WARRANTY

All Herdio speaker products have 1 year Limited Warranty against defects in materials and workmanship. Proof of purchase must accompany all claims. During the warranty period Herdio will replace any defective part and correct any defect in workmanship without charge for either parts or labor. If you have questions, you can contact us: E-mail: support @ herdiotech.com

**[www.Herdiotech.com](http://www.Herdiotech.com)**

# Herdio®

## Leistungsstarke Decken- Lautsprecher

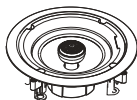
Modell Nr	Lautsprecher gröÙe	Bluetooth Funktion
HCS418	4 Zoll	NO
HCS528	5.25 Zoll	NO
HCS828	6.5 Zoll	NO
HCS418BT	4 Zoll	YES
HCS528BT	5.25 Zoll	YES
HCS818BT	6.5 Zoll	YES



## Benutzerhandbuch

[www.Herdiotech.com](http://www.Herdiotech.com)

## PAKET INHALT



Lautsprecher x2



Produkthandbuch x1

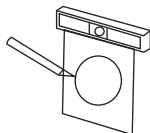


5m Lautsprecherkabel x 2

## INSTALLATION

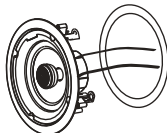
1. Only for: HCS418\HCS418BT\HCS528\HCS528BT\HCS818\HCS818BT

1



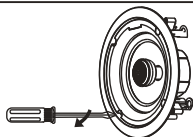
Zu lochenden Gipsplatten Schneiden  
**Hinweis:** Halten Sie einen Abstand von 0.5 Zoll zwischen dem Wandnagel und dem Lautsprecherausschnitt ein, sonst kann die Verriegelung nicht dreht und einrastet .

2



Lautsprecherkabel an Lautsprecher  
angeschlossen

3



Ziehen Sie die vier Kreuzschrauben fest, dann dreht sich die Verriegelungsplatte und fixiert das Gerät an der Rückseite der Gipsplatte.

4



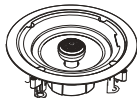
Installieren Sie eine Metallnetzabdeckung der Lautsprecher.

[www.Herditech.com](http://www.Herditech.com)



# BLUETOOTH-VERSION

## PACKAGE CONTENT



Lautsprecher x2



Produkthandbuch x1



5m Lautsprecherkabel x2

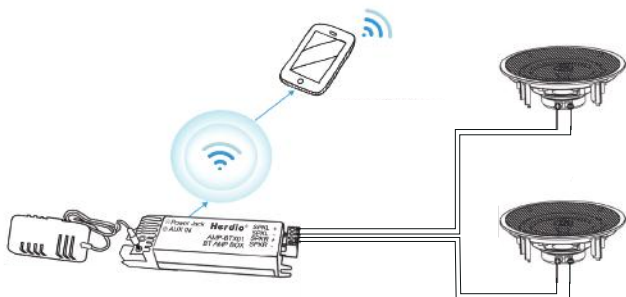


Verstärkerbox x1



Netzteil x1

## INSTALLATIONSANLEITUNG



- 1) Stellen Sie sicher, dass die Stromversorgung angeschlossen ist und die blaue LED leuchtet. Der Verstärker blinkt;
- 2) Der aktuelle Status zeigt an, dass der Bluetooth-Verstärker wartet zum Koppeln;
- 3) Schalten Sie Ihre Mobilgeräte oder andere Bluetooth-Geräte ein, scannen Sie die Bluetooth-Name des Geräts "Herdio" und klicken Sie auf Verbinden;
- 4) Wenn Sie den Bestätigungston hören, leuchtet die blaue LED durchgehend, zeigt an, dass die Verbindung erfolgreich ist.

[www.Herdiotech.com](http://www.Herdiotech.com)

# SPEZIFIKATIONEN

- Eingebauter 2-Kanal-Verstärker
- 3.5-mm-Hilfseingang
- Drahtloses 5.0-Bluetooth-Musik-Streaming

<b>SPEZIFIKATIONEN</b>			
<b>Produkttyp</b>	HCS418/HCS418BT	HCS528/HCS528BT	HCS818/HCS818BT
<b>Größe der Lautsprecher</b>	4 Zoll	5.25 Zoll	6.5 Zoll
<b>Max. Ausgangsleistung</b>	80W	150W	160W
<b>Empfindlichkeit</b>	89db	89db	89db
<b>Impedanz</b>	8 Ohms	8 Ohms	8 Ohms
<b>Frequenzgang</b>	60-20KHZ	60-20KHZ	50-20KHZ
<b>Durchmesser der Bohrung</b>	5.7 Zoll(14.5 CM)	7.3 Zoll(18.5 CM)	8 Zoll(20.5 CM)

## QUALITÄTSSICHERUNG

Für die Material - und verarbeitungsqualität aller Herdio -Lautsprecher gibt es eine einjährige beschränkte Garantie.Der kaufnachweis muss bei der reklamation vorgelegt werden. während der garantizeit ersetzt Herdio die beschädigten teile kostenlos und repariert die produkt eder kunde braucht keine lohnkosten zu bezahlen.

E-mai-Adresse:support@herdiotech.com

**www.Herdiotech.com**

# Herdio®

## Sistema audio a soffitto ad alte prestazioni

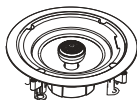
Modello del prodotto	Dimensioni dell'altoparlante	Connessione Bluetooth
HCS418	4 pollici	NO
HCS528	5.25 pollici	NO
HCS818	6.5 pollici	NO
HCS418BT	4 pollici	YES
HCS528BT	5.25 pollici	YES
HCS818BT	6.5 pollici	YES



## Manuale di istruzioni

[www.Herdiotech.com](http://www.Herdiotech.com)

## PACCHETTO INALATO



Altoparlanti x2



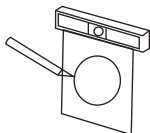
Manuale del prodotto x1 Cavo per altoparlanti da 5 mx 2



## PROCEDURA GUIDATA DI INSTALLAZIONE

1. Only for: HCS418\HCS418BT\HCS528\HCS528BT\HCS818\HCS818BT

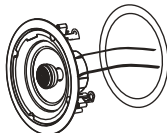
1



Tagliare il cartongesso aperto

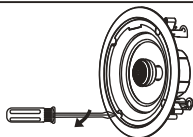
**Nota:** lasciare 0.5 pollici tra i perni e il ritaglio dell'altoparlante, altrimenti il fermo non ruoterà e si manterrà in posizione

2



cavo dell'altoparlante è collegato all'altoparlante

3



Stringere le quattro viti Phillips, quindi la linguetta di bloccaggio ruota e fissa l'unità alla superficie posteriore del cartongesso.

4

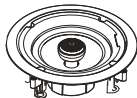


Installare la griglia degli altoparlanti in metallo.

[www.Herdiotech.com](http://www.Herdiotech.com)

# VERSIONE BLUETOOTH

## PACKAGE CONTENT



Altoparlanti x2



Manuale del prodotto x1



Cavo per altoparlanti da 5 mx 2

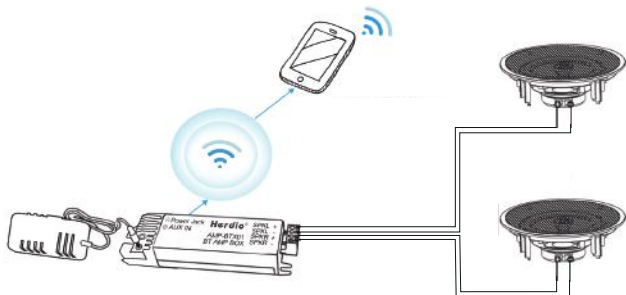


Scatola amplificatore x1



Alimentazione elettrica x1

## PROCEDURA GUIDATA DI INSTALLAZIONE



- 1) Assicurarsi che l'alimentazione sia collegata e che il LED blu sia acceso l'amplificatore lampeggia;
- 2) Lo stato attuale indica che l'amplificatore Bluetooth è in attesa per l'abbinamento;
- 3) Accendi i tuoi dispositivi mobili o altri dispositivi Bluetooth, scansiona il Nome Bluetooth del dispositivo "Herdio" e fare clic su Connetti;
- 4) Quando si sente il tono di conferma, il LED blu si accende fisso, indicando che la connessione è riuscita.

[www.Herdiotech.com](http://www.Herdiotech.com)

# SPECIFICHE

- Amplificatore a 2 canali integrato
- Ingresso ausiliario da 3.5 mm
- Streaming musicale wireless Bluetooth 5.0

## SPECIFICHE TECNICHE

Modello del prodotto	HCS418/HCS418BT	HCS528/HCS528BT	HCS818/HCS818BT
Dimensioni dell'altoparlante	4 pollici	5.25 pollici	6.5 pollici
Potenza massima in uscita	80W	150W	160W
sensibilità	89db	89db	89db
Impedanz	8 Ohms	8 Ohms	8 Ohms
Risposta in frequenza	60-20KHZ	60-20KHZ	50-20KHZ
Diametro del foro	5.7 pollici(14.5 CM)	7.3 pollici(18.5 CM)	8 pollici(20.5 CM)

## GARANZIA DI QUALITÀ

Esiste una garanzia limitata di un anno per imateriale la lavorazione di tutti i prodotti per altoparlanti Herio. La pro;va di acquisto deve essere fornita al momento del reclamo. Durante il periodo di garanzia, Herdio sostituirà le parti danneggiate gratuitamente, riparera i problemi di fabbricazione del prodotto e il cliente non deve pagare il costo del lavoro.

Indirizzo E-mail: [support@herdiotech.com](mailto:support@herdiotech.com)

# [www.Herdiotech.com](http://www.Herdiotech.com)

# Herdio®

## Systeme de Haut-Parleur de Plafond Haute Performance

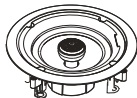
Modello del prodotto	Dimensioni dell'altoparlante	Connessione Bluetooth
HCS418	4 pouces	NO
HCS528	5.25 pouces	NO
HCS818	6.5 pouces	NO
HCS418BT	4 pouces	YES
HCS528BT	5.25 pouces	YES
HCS818BT	6.5 pouces	YES



**Manuale di istruzioni**

**[www.Herdiotech.com](http://www.Herdiotech.com)**

## CONTENU DU COFFRET



Haut-parleurs x2



Manuel du produit x1

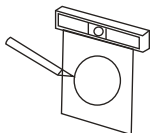


Câble haut-parleur 5M x 2

## COMMENT INSTALLER

1. Only for: HCS418\HCS418BT\HCS528\HCS528BT\HCS818\HCS818BT

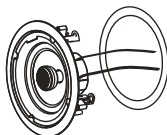
1



Coupez le panneau de plâtre au trou ouvert

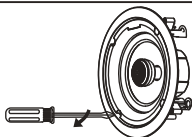
**Remarque:** Laissez un espace de 0.5 pouce entre le clou mural et l'entaille du haut-parleur, sinon le verrou ne pourra pas être tourné et fixé en place.

2



Connectez le fil du haut-parleur au haut-parleur

3



Après que les quatre vis cruciformes sont serrés, la pièce de verrouillage tournera. Fixez le dispositif à la surface arrière de la plaque de plâtre.

4



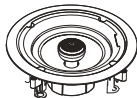
Installez la grille métallique du haut-parleur.

[www.Herdiotech.com](http://www.Herdiotech.com)



# VERSION BLUETOOTH

## CONTENU DU COFFRET



Haut-parleurs x2



Manuel du produit x1



Câble haut-parleur 5M x 2

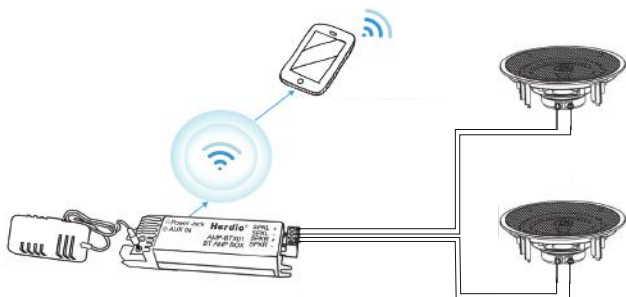


Boîte d'amplification x1



Adaptateur secteur x1

## OPÉRATIONS BLUETOOTH



- 1) Assurez-vous que l'alimentation est connectée et que la LED bleue est allumée. l'amplificateur clignote ;
- 2) L'état actuel indique que l'amplificateur Bluetooth attend pour l'appariement ;
- 3) Allumez vos appareils mobiles ou autres appareils Bluetooth, scannez le Nom Bluetooth de l'appareil "Herdio", et cliquez sur Connecter ;
- 4) Lorsque vous entendez la tonalité de confirmation, le voyant bleu s'allume, indiquant que la connexion est réussie.

**[www.Herdiotech.com](http://www.Herdiotech.com)**

# CARACTÉRISTIQUES

- Amplificateur 2 canaux intégré
- Entrée auxiliaire 3.5 mm
- Diffusion de musique sans fil Bluetooth 5.0

## PARAMÈTRES DES HAUT-PARLEURS

Modèle du produit	HCS418/HCS418BT	HCS528/HCS528BT	HCS818/HCS818BT
Dimension du haut-parleur	4 pouces	5.25 pouces	6.5 pouces
Puissance de sortie maximale	80W	150W	160W
Sensibilité	89db	89db	89db
Impédance	8 Ohms	8 Ohms	8 Ohms
Réponse en fréquence	60-20KHZ	60-20KHZ	50-20KHZ
Diamètre du trou ouvert	5.7 pouces(14.5 CM)	7.3 pouces(18.5 CM)	8 pouces(20.5 CM)

## GARANTIE DEQUALITÉ

La garantie limitée d'un an couvre les défauts de matériaux et de fabrication des produits de haut-parleur de Herdio. La preuve d'achat doit être fournie pour demander un service de garantie. Pendant la période de garantie, Herdio remplacera les pièces endommagées et réparera le produit gratuitement si nécessaire, le client n'a pas besoin de payer des frais de main-d'oeuvre.

Adresse E-mail: [support@herdiotech.com](mailto:support@herdiotech.com)

# [www.Herdiotech.com](http://www.Herdiotech.com)

# Herdio®

## Sistema de Electrónica de Audio de Techo de Alto Rendimiento

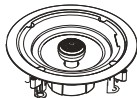
Modelo del producto	Tamaño del altavoces	Funciones de Bluetooth
HCS418	4 pulgadas	NO
HCS528	5.25 pulgadas	NO
HCS828	6.5 pulgadas	NO
HCS418BT	4 pulgadas	YES
HCS528BT	5.25 pulgadas	YES
HCS828BT	6.5 pulgadas	YES



**Manual de Instrucciones**

**[www.Herdiotech.com](http://www.Herdiotech.com)**

## CONTENIDO DEL PAQUETE



Altavoz x2



Manual del producto x1

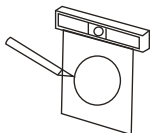


Cable de altavoz de 5 mx 2

## GUÍA DE INSTALACIÓN

1. Only for: HCS418\HCS418BT\HCS528\HCS528BT\HCS818\HCS818BT

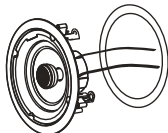
1



Corte el panel de yeso con agujero

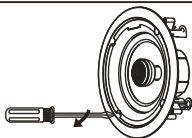
**Nota:** Quede 0.5 pulgadas entre el clavo de la pared y el abierto de corte de electrónica de audio, de lo contrario el bloqueo no podrá girar y fijar en su lugar.

2



El cable de electrónica de audio está conectada con la electrónica de audio.

3



Apriete los cuatro Phillips tornillos, luego la pieza de bloqueo girará y fijará el dispositivo a la superficie posterior del panel de yeso.

4

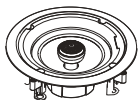


Instale la rejilla metálica de electrónica de audio.

[www.Herdiotech.com](http://www.Herdiotech.com)

# VERSION BLUETOOTH

## CONTENIDO DEL PAQUETE



Altavoz x2



Manual del producto x1



Cable de altavoz de 5 mx 2

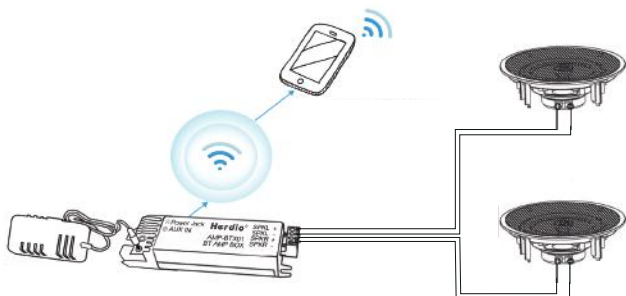


Caja amplificadora x1



Adaptador de corriente x1

## OPERACIONES BLUETOOTH



- 1) Asegúrese de que la fuente de alimentación esté conectada y el LED azul esté encendido el amplificador parpadea;
- 2) El estado actual indica que el amplificador Bluetooth está esperando para maridaje;
- 3) Encienda sus dispositivos móviles u otros dispositivos Bluetooth, escanee el Nombre de Bluetooth del dispositivo "Herdio", y haga clic en Conectar;
- 4) Cuando escuche el tono de confirmación, el LED azul se vuelve fijo, indicando que la conexión es exitosa.

[www.Herdiotech.com](http://www.Herdiotech.com)

# ESPECIFICACIONES

- Amplificador de 2 canales incorporado
- Entrada auxiliar de 3.5 mm
- Transmisión de música inalámbrica Bluetooth 5.0

## Especificaciones Técnicas

Modelo del producto	HCS418/HCS418BT	HCS528/HCS528BT	HCS818/HCS818BT
Tamaño del electrónica de audio	4pulgadas	5.25 pulgadas	6.5 pulgadas
Máxima potencia de salida	80W	150W	160W
Grado de sensibilidad	89db	89db	89db
mpedancia	8 Ohms	8 Ohms	8 Ohms
Respuesta de frecuencia	60-20KHZ	60-20KHZ	50-20KHZ
Diámetro del agujero	5.7 pulgadas(14.5 CM)	7.3 pulgadas(18.5 CM)	8 pulgadas(20.5 CM)

## GARANTÍA DE CALIDAD

Sobre los materiales y la mano de obra de todos los productos de electrónica de audio de Herdio, se proporciona la garantía limitada de un año . El cliente se debe presentar un comprobante de compra al hacer un reclamo. Durante el período de garantía, Herdio reemplazará las piezas dañadas de forma gratuita, reparará la mano de obra del producto y el cliente no tendrá que pagar los costos de mano de obra.

Correo:support@herdiotech.com

# www.Herdiotech.com