


# HARD CRAFT

DEAR  
CONCUBINE

HAND MADE  
TATTŌŌ TŌŌLS

2021

POWER  
TO THE  
PEOPLE



# CO.

# CHAPTER TWO


# SERVICE MANUAL



2. Parts

CLIPCORD

FOOTSWITCH



3.Parts

AC/DC


**ADAPTOR  
INPUT**




4.Parts

CLIC  
CLIC

TURNING  
THE KNOB  
INCREASES  
VOLTAGE 0.1V  
STEPS



5. Parts



# KNOB BUTTON

ON/OFF

6.Parts

4 NEODYMIUM  
MAGNETS

20kg



7. Parts

zzzz

**TURN  
ON / OFF**


**1 SIMPLE CLICK**

WHEN THE MACHINE IS ON,  
A DOT ON THE SCREEN WILL LIGHT UP



8. Parts

CLIC



# CHANGE MEMORY

PUSHING AND HOLDING THE BUTTON  
FOR 1 SECOND STORES AND CHANGES  
THE MEMORY.  
YOU CAN SAVE TWO MEMORIES