



PECKING ORDER?



Teaching Notes

for parents and teachers

Written & Illustrated by Monica Reeve

Teaching Notes by Monica Reeve 2020, Bachelor of Education

PECKING ORDER?

Author: Monica Reeve

Illustrator: Monica Reeve

Author's Country of Origin:
Australia (Tasmania)

Publisher: 40 South Publishing,
Hobart - Tasmania

Ages: Prep to 12years

Genre: Fiction / Modern Parable

Text Structures:

- *Problem and solution:*
presenting a problem and offering a solution
- *Compare and contrast:*
discussing similarities and differences

Illustrations: Cut-paper collage (acrylic paint, recycled components)

Content: Pecking Order? Begins with a group of birds arguing over who is the most important. The text progresses on to explore the concept of valuing diversity, which when done, results in harmony.

Language & Literary Features:
rhyme


Themes & Ideas: peace, diversity, harmony, competition, 'pecking order', value, love, acceptance, worth, one-upmanship, difference, similarities

Sentence Complexity: complex sentences

Core Vocabulary: branches, trees, leaves, bird, beaks, provide, wings, flying, nest, eyes, agree, feathers, eggs, peace, joy

Rich Vocabulary: commotion, kerfuffle, pride, swooped, cunning, mastered, dazzling, swagger, emerged, splendour, rambling, impasse, ponder, similarities, contemplating, enchanting, embracing, uniqueness, harmony, diversity, dull

End Papers: compare and contrast positive and negative word clusters



SUMMARY

With fancy feathers, enchanting songs, stunning crests and noisy chatter; each bird tries to be the best. But wait, does it ever really matter? Join the journey of a colourful group of birds as they discover and embrace their place in life. Will peace be found?

Pecking Order? is written in verse with rich vocabulary, paired with colourful and bold birds as characters.

ABOUT THE AUTHOR

Monica Reeve has always lived along the inspiring North-West Coast of Tasmania. For the past twenty years she has worked as a primary school teacher with a passion for early childhood education and the visual arts.



Pecking Order? (2019) is Monica's second published children's picture book, with *Bug Soup Beat* (2019) being her debut children's book. Monica has also written a number of other children's stories and is currently working on illustrating these.

The idea for *Pecking Order?* first came to mind when Monica was illustrating *Bug Soup Beat*. Whilst creating hundreds of bug, she began to think of birds, and if she were to write a book on birds - which bird would she choose? Which bird was the most important? What made one bird more important than the other? It was these questions and the obvious parallels with humans that planted the seed in Monica's mind. Over the following months, Monica used "cut-paper collage" to create each illustration to make *Pecking Order?* come alive. The cut-paper collage process involves painting large sheets of paper various hues, along with collecting recycled scraps of paper and card. These pieces are then hand cut into the required shapes and pieced together to form a new illustration.

BEFORE READING - IDEAS FOR DISCUSSION

- 1) Look at the cover (front and back)
- 2) Discuss with your child / students the following questions;
 - What are three things can you see?
 - What is a question or wondering you have about this story?
 - What clues does the blurb give?
- 3) Together, look through and discuss the illustrations first, before reading the text.

TALKING POINTS

- What is a 'pecking order'?
- Where do we see examples of a 'pecking order'? (in nature, at home, in the playground)
- Why do you think 'pecking orders' exist?
- What does it look like, sound like and feel like to have 'peace' and 'harmony'?
- Where else do we see the 'peace dove' symbol?
- What other peace symbols do we have?

LEARNING EXPERIENCES

The text and illustrations in Pecking Order? lend themselves to many great learning experiences, here are a few ideas to get you started! - Monica

ENGLISH

- Create a list of words with the **-ing** suffix
- Create a list of rhyming words from the story
- Complete the "Word Detective" activity as you read through the story
- Complete the synonym chart (words with same or similar meaning)

HUMANITIES and SOCIAL SCIENCES

- Create a Mind Map on the concept of 'Harmony' - include the following; words from the story, symbols, pictures, people from history
- Languages - the parrot communicates using a variety of languages, research which language each greeting comes from to complete the activity
- Speech Bubbles - think of some kind and helpful things you can say to others. Write them into speech bubbles

VISUAL ART

- Create your own illustrations using the "cut-paper collage" technique. (Collect paper and card to recycle, pre-paint sheets of paper with acrylic paints. Tear, cut and glue together to create.) Cut out some of the bird parts from the illustration page to add to your creations.
- Draw and colour the birds from the story on the activity page.
- Pablo Picasso was the original creator of the "Dove of Peace" in 1949. Research the history around this piece of work to discover why and where it was used. Create your own version of a peace dove or an entirely new peace symbol!

DRAMA

- Use your body and voice to act out each bird character. What message they are trying to convey? What would their attitude be like?

AUSTRALIAN CURRICULUM LINKS

Pecking Order? combined with the above Learning Experiences successfully supports many curriculum areas and year levels within the Australian Curriculum and the Early Years Learning Framework.


<https://www.australiancurriculum.edu.au/>

<https://www.education.gov.au/early-years-learning-framework-0>


COPYRIGHT

Text and illustrations remain the intellectual and artistic property of Monica Reeve. Permission is granted to copy small portions (no more than 10%) for educational purposes. If you do copy, please reference Monica Reeve as the author / illustrator.

CONTACT

You can contact Monica Reeve via  mydailydraw@gmail.com

You can follow my journey on Instagram - [pigment.monicareeve](https://www.instagram.com/pigment.monicareeve)



Words with **-ing**

The suffix **-ing** expresses the action of the verb. **roll + ing = rolling**

As you read through Bug Soup Beat, create a list of words with the **-ing** suffix.

- **screeching**

- **scratching**

- **clashing**

-

-

-

-

-

-

-

-

-

-

-

-

-

-

-

Synonyms

Synonym - a word with the same meaning as another (e.g. *happy and joy*)

View the groups of words on the end papers (these are the fancy pages just inside the cover at the front and back of the book). Complete the chart.

<i>from the text</i>	<i>my word</i>
mad	angry
screech	
disagree	
selfish	
confusion	
battle	
fight	
argue	
joy	
love	
peace	
respect	
unity	
hope	
calm	
celebrate	
harmony	

15 Ways to say "Hello" 🙌

The Parrot thinks he is pretty clever because he can say "hello" in 15 different ways! Research each greeting to match it with the correct language it comes from.

bullā	Mandarin
hello	Hebrew
olá	English
halo	Arabic
bonjour	Fijian
kónnichiwa	Japanese
ni hao	Javanese
nay hoh	Portuguese
shalóm	Cantonese
namasté	French
guten tag	German
g'day	Italian
salaam	Swahili
jambo	Hindi
ciao	Australian English

Pecking Order - Draw and Colour

Find each character in the story. Draw and colour.

cock

hen

peacock

bower bird

parrot

swallow



Pecking Order? - Rhyming words

- 1) Read through the story to find the rhyming word pairs
- 2) "My Word" - in the third column think of and write another word that rhymes (it doesn't have to be from the text) Remember rhyming words are words that **sound** the same.

	from the text	my word
trees	leaves	fleas
grew		
cock		
eggs		
high		
best		
eyes		
clear		
strong		
game		

WORD DETECTIVE



1) Read through *Pecking Order?* to complete the chart

<p>another word for commotion</p>	<p>a word beginning with k</p>	<p>a word with 11 letters</p>
<p>a word that rhymes with grew</p>	<p>Who has perfect timing?</p>	<p>How many chicks does the hen have?</p>
<p>a word that rhymes with high</p>	<p>What did the bower bird do to collect all of the blue items ?</p>	<p>3 words that describe the peacock</p> <p>-</p> <p>-</p> <p>-</p>
<p>another word for ponder</p>	<p>3 ways to say hello</p> <p>-</p> <p>-</p> <p>-</p>	<p>harmony means...</p>
<p>...for how dull the world would be, if all birds were the</p> <p>_____</p>	<p>a word beginning with u</p>	<p>Pablo Picasso created the</p> <p>_____</p>

HARMONY - Mind Map



Organise your thinking and information into a mind map.
Include words from *Pecking Order?*, pictures, symbols, colours, historical people.



Pablo Picasso's *Dove of Peace*

Picasso created the Dove of Peace after World War 2 had ended. Sketch, draw or paint your own version of a Peace Dove, or create a new symbol to represent PEACE.

Thoughts and Words

What we think and say has a big effect on the wellbeing of ourselves and others.

Think of kind thoughts and phrases we can say to each other. Record these in the speech bubbles.

