

F173 Votec 322 76" Gas 35-40CC



Wing Span: 76" /1931mm	Engine:35-40cc
Wing Area: 71dm²	Radio:6 Channel 6Servos
Fuselage Length:72"/1848mm	Prop" 19*8 / 20*8
Flying Weight:5500-5800g	Spinner:3"
Kit Weight: 3300g	

CAUTION : this plane is not a toy and should be kept away children under 16 years of age! Before use , please carefully read this manual.

●First-time builders should seek advice from people having building experience in order to assemble the model correctly and to produce its performance to full extent .

●Assemble this kit only in places out of children's reach!


●Take enough safety precautions prior to operating this model. You are responsible for this model's assembly and safe operation!

●Always keep this instruction manual ready at hand for quick reference, even after completing the assembly.






put the glue into the hole of hing



put the glue on the hings




the hings of wing is installed



the hole where install the servos in the wing




the servos is installed in the wing




install the main landing with the bolts



install the wheels in the landing gear



the landing gear is installed




install the rudder




install the tail gear



install the rudder horn




install the servo of rudder with the bolts




the picture that the servo of rudder is installed



install the hinges in the stablizer




cut the hole of control-horn in stabilizer




install the control-horn in the stabilizer




connect the stabilizer with the fuselage




the picture is installed completely with the servos and puch-rod




the picture is the fuel tank installed




Drill the hole to install the engine



put the glue into the pillar of engine

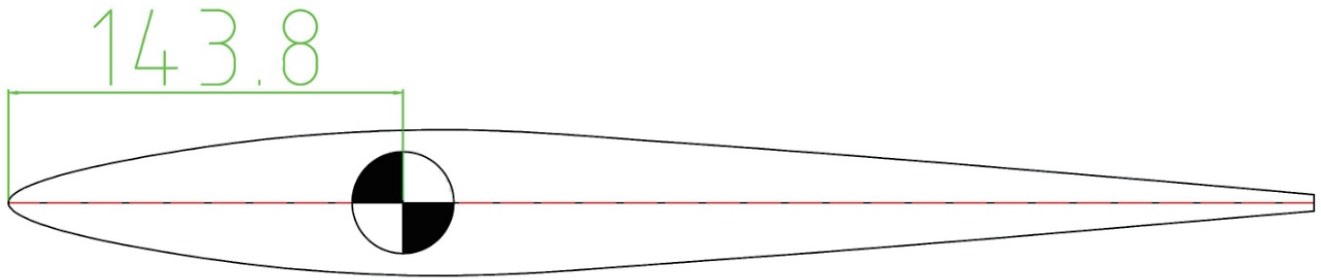
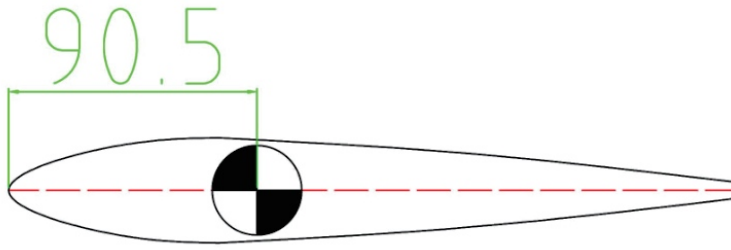


install the servo and throttle



the picture is the engine installed

CG POSITION & CONTROL THROWS



THE FINISHED PHOTO



Dong Guan Flight Model Co., Ltd.

Another scheme for choice

Flight Model MFG CO.,LTD

ADD:No.10,Fu Ning Street,Xian Xi Industrial,Chang An Town,Dong

Guan City,Guang Dong Province,China

Tel: +86-769-85070618 / +86-769-85077880

Fax: +86-769-85091868

E-mail:info@flight-model.com

Web: http://www.flight-model.com/products_list.html

<http://flight-model.en.alibaba.com/>