
















# OSPW OVERVIEW

CERAMICSPEED


## Shimano

|   |   |  |  |
|---|---|--|--|
| <p>OSPW Aero for Shimano 9250 and 8150</p>  <p>Black</p>                     | <p>OSPW for Shimano Dura Ace 9250 and Ultegra 8150</p>  <p>Black Red Blue Gold 3D - Ti</p> | <p>OSPW Aero for Shimano 9100 and 8000</p>  <p>Black</p> | <p>OSPW for Shimano 9100/9150 and 8000 SS/8050 SS</p>  <p>Black Red Blue Gold 3D - Ti</p> |
| <p>OSPW X for Shimano GRX810/815 + RX800/805</p>  <p>Black Red Blue Gold</p> | <p>OSPW X for Shimano XT/XTR 1x12</p>  <p>Black Gold</p>                                   | <p>OSPW for Shimano 9000/6800</p>  <p>Black Red</p>      |  |



## SRAM

|   |   |   |   |
|---|---|---|---|
| <p>OSPW Aero for SRAM Red/Force AXS</p>  <p>Black</p>      | <p>OSPW for SRAM Red/Force AXS</p>  <p>Black Red Blue Gold 3D - Ti</p> | <p>OSPW for SRAM RIVAL AXS XPLR</p>  <p>Black Red Blue Gold 3D - Ti</p> | <p>OSPW for SRAM RIVAL AXS</p>  <p>Black Red Blue Gold 3D - Ti</p> |
| <p>OSPW X SRAM Eagle Transmission</p>  <p>Black Silver</p> | <p>OSPW X for SRAM Eagle AXS</p>  <p>Black Gold</p>                    | <p>OSPW X for SRAM Eagle Mechanical</p>  <p>Black Gold</p>              | <p>OSPW for SRAM Mechanical</p>  <p>Black Red</p>                  |

## SRAM

|  |
|--|
| <p>OSPW for SRAM eTap</p>  <p>Black Red</p> |
|--|

## Campagnolo

|   |   |
|---|---|
| <p>OSPW for Campagnolo 12-speed EPS</p>  <p>Black Red Blue Gold 3D - Ti</p> | <p>OSPW for Campagnolo 11-speed EPS &amp; Mechanical</p>  <p>Black Red Blue Gold 3D - Ti</p> |
|---|---|

# OSPW Compatibility

| Brand      | Model                   | Stock |                |             | OSPW           |             | OSPW Spring Tension Settings |
|------------|-------------------------|-------|----------------|-------------|----------------|-------------|------------------------------|
|            |                         | Gears | Cassette range | Pulley size | Cassette range | Pulley size |                              |
| Shimano    | Dura Ace 9250           | 12    | 34             | 11/11       | 34             | 13/19       | 4                            |
|            | Ultegra 8150            | 12    | 34             | 11/11       |                |             |                              |
|            | Dura Ace 9100/9150      | 11    | 30             | 11/11       | 32             | 13/19       | 4                            |
|            | Ultegra 8000/8050 SS    | 11    | 32             | 11/11       |                |             |                              |
|            | Dura Ace 9000/9070      | 11    | 28             | 11/11       | 28             | 17/17       | 3                            |
|            | Ultegra 6800/6870 SS/GS | 11    | 28             | 11/11       |                |             |                              |
|            | Ultegra RX800/RX805     | 11    | 32             | 11/11       | 36             | 13/19       | 4                            |
|            | GRX810/GRX815           | 11    | 34             | 11/11       |                |             |                              |
|            | XTR 9100                | 12    | 51             | 13/13       | 51             | 14/18       | 2                            |
|            | XT 8100                 | 12    | 51             | 13/13       |                |             |                              |
|            | SLX 7100                | 12    | 51             | 13/13       |                |             |                              |
| Campagnolo | Super Record 12spd EPS  | 12    | 32             | 12/12       | 34             | 13/19       | 3                            |
|            | Super Record EPS        | 11    | 29             | 11/11       | 30             | 13/19       | 3                            |
|            | Record EPS              | 11    | 29             | 11/11       |                |             |                              |
|            | Chorus EPS              | 11    | 29             | 11/11       |                |             |                              |
|            | Super Record            | 11    | 29             | 11/11       | 32             |             |                              |
|            | Record                  | 11    | 32             | 11/11       |                |             |                              |
|            | Chorus                  | 11    | 32             | 11/11       |                |             |                              |
|            | Potenza                 | 11    | 32             | 11/11       |                |             |                              |

## Notes:

- Adjustment of spring tension can allow for customization of user experience. Higher spring tension can focus on chain retention and crisp shift response. Lower spring tension will reduce chain drag and improve overall efficiency.
- The CeramicSpeed OSPW cage design has been tested for aerodynamic impacts in multiple wind tunnels.
- Shimano Ultegra R8000 GS, R8050 GS, and 105 derailleurs are not compatible with any CeramicSpeed OSPW system.
- Campagnolo 12spd Mechanical derailleurs are not compatible with any CeramicSpeed OSPW System.

| Brand | Model                       | Gears | Stock          |             | OSPW           |             | OSPW Spring Tension Settings |
|-------|-----------------------------|-------|----------------|-------------|----------------|-------------|------------------------------|
|       |                             |       | Cassette range | Pulley size | Cassette range | Pulley size |                              |
| SRAM  | Red eTap AXS                | 12    | 33             | 12/12       | 36             | 15/19       | 2                            |
|       | Red eTap AXS (wide range)   | 12    | 36             | 12/12       |                |             |                              |
|       | Force eTap AXS              | 12    | 33             | 12/12       |                |             |                              |
|       | Force eTap AXS (wide range) | 12    | 36             | 12/12       |                |             |                              |
|       | Rival eTap AXS              | 12    | 36             | 12/12       | 36             | 15/19       | 2                            |
|       | Red XPLR eTap AXS           | 12    | 44             | 12/12       | 44             | 13/19       | 2                            |
|       | Force XPLR eTap AXS         | 12    | 44             | 12/12       |                |             |                              |
|       | Rival XPLR eTap AXS         | 12    | 44             | 12/12       | 44             | 13/19       | 1                            |
|       | Red eTap                    | 11    | 28             | 11/11       | 32             | 17/17       | 3                            |
|       | Red eTap WiFli              | 11    | 32             | 11/11       |                |             |                              |
|       | Red eTap w/Clutch           | 11    | 32             | 12/12       | 32             | 15/19       | 2                            |
|       | Red 22                      | 11    | 28             | 11/11       | 32             | 17/17       | 3                            |
|       | Red 22 WiFli                | 11    | 32             | 11/11       |                |             |                              |
|       | Force 22                    | 11    | 28             | 11/11       |                |             |                              |
|       | Force 22 WiFli              | 11    | 32             | 11/11       |                |             |                              |
|       | Force 1 (w/Type 3 clutch)   | 11    | 42             | 12/12       | 42             | 14/18       | 2                            |
|       | Rival 1 (w/Type 3 clutch)   | 11    | 42             | 12/12       |                |             |                              |
|       | Eagle Mech                  | 12    | 52             | 12/14       | 52             | 14/18       | 3                            |
|       | Eagle AXS                   | 12    | 52             | 12/14       | 52             | 14/18       | 3                            |
|       | Eagle Transmission          | 12    | 52             | 14/16       | 52             | 14/20       | -                            |

**Notes:**

- Adjustment of spring tension can allow for customization of user experience. Higher spring tension can focus on chain retention and crisp shift response. Lower spring tension will reduce chain drag and improve overall efficiency.
- The CeramicSpeed OSPW cage design has been tested for aerodynamic impacts in multiple wind tunnels.
- SRAM Rival 10 or 11 speed and all SRAM Apex derailleurs are not compatible with any CeramicSpeed OSPW system.