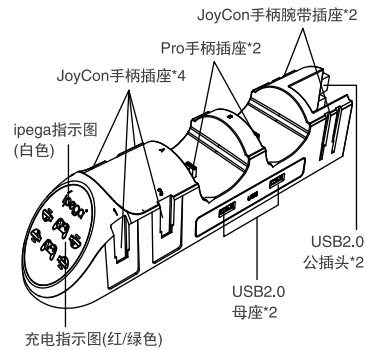




动车6号座充

产品说明书 PG-9187



产品特点

- 1.本产品是一款配合N-Switch Dock底座使用的充电座，用于JoyCon和Pro手柄充电使用；
- 2.本产品支持对四个Joy-Con手柄和两个Pro手柄同时进行充电使用；
- 3.配备USB2.0公插头接口，支持N-Switch Dock原装底座为产品提供电源输入；
- 4.扩展的USB2.0母座，支持通信功能，扩展的JoyCon手柄腕带插座，便于收纳；
- 5.产品精巧简洁，炫彩指示图案，操作简单，实时显示手柄充电状态；

产品特性参数

- 1.输入电压/电流：DC5V/2.0A；
- 2.JoyCon手柄充电时间：约3小时；
- 3.Pro手柄充电时间：约4.5小时；


产品使用说明

- 1.将产品接入N-Switch Dock原装底座，为产品提供电源输入；
- 2.产品通电后，'ipega' logo指示图白色常亮，手柄充电指示图绿色常亮；
- 3.将JoyCon手柄或者Pro手柄插入插座进行充电，充电时对应指示图红色常亮，充满电绿色常亮；
- 4.产品延伸出底座上的2个USB2.0母座，支持通信，并扩展了2个JoyCon手柄腕带插座，便于收纳；

注意事项

- 1.请不要把本产品放在潮湿或高温地方存储；
- 2.不要敲击、摔打、棒打、刺穿、或试图去分解本产品，以免对产品造成不必要的损害；
- 3.非专业人员请勿拆卸本产品，否则不在售后维修服务内；

产品清单



充电支架 x1



说明书 x1

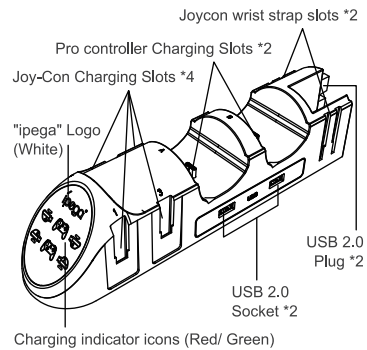
ipega 商标属于IPEGA LIMITED 所有。

专利号：ZL201930472568.7



N-Switch Joycon Desktop Charger "Bullet Train VI"

User Manual PG-9187



Product Features:

1. This charger is matched with the original N-Switch Dock, used for charging the Joy-con & Pro controller.
2. It is available to charge 4 Joy-con and 2 Pro controller at the same time;
3. With USB 2.0 male plug, support power input from original N-Switch Dock.
4. Extended USB 2.0 socket support communication function; Extended Joycon wrist strap socket make it easy to store.
5. With ingenious and compact designed, colorful indicator icons indicate current charging status, easy to operate.

Characteristic Parameter

- 1.Input Voltage/Current: DC5V/2.0A
- 2.Charging time for Joy-con: Approximately 3 hours
- 3.Charging time for Pro: Approximately 4.5 hours

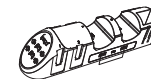
Usage Instruction:

1. Connect the charger to the original N-Switch Dock to get power input;
2. After power-on, the "iPega" logo icon is always on in white, the gamepad indicator icons are green;
3. Plug in the Joycon or Pro controller for charging, the corresponding indicator icons turn red, and they will turn green after fully charged.
4. Extend two USB 2.0 port, support communication; Extend two joycon wrist strap socket, make it easy to store.

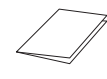
Notes:

1. Please do not store this product in wet or high-temperature areas.
2. Don't knap, beat, drub, pierce, or try to decompose this product, to avoid unnecessary damage to the product.
3. Non professional personnel should not disassemble the product, otherwise it will not be covered in the after-sales warranty service.

Accessories List:



Charging dock x1



User Manual x1

ipega trademarks belongs to IPEGA LIMITED.

Patent No.: ZL201930472568.7