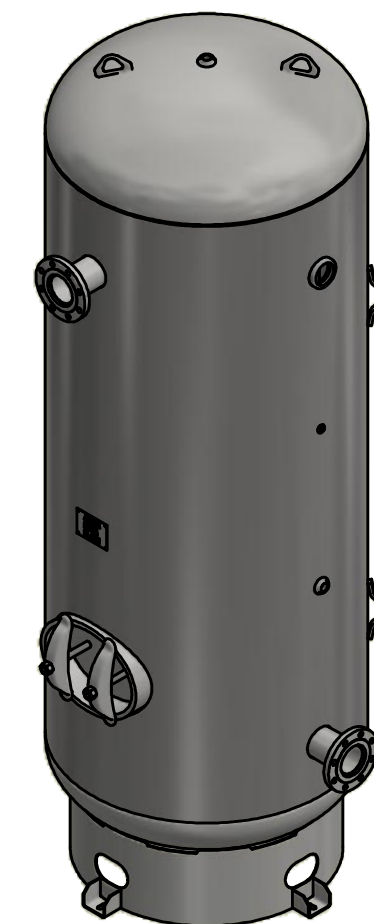
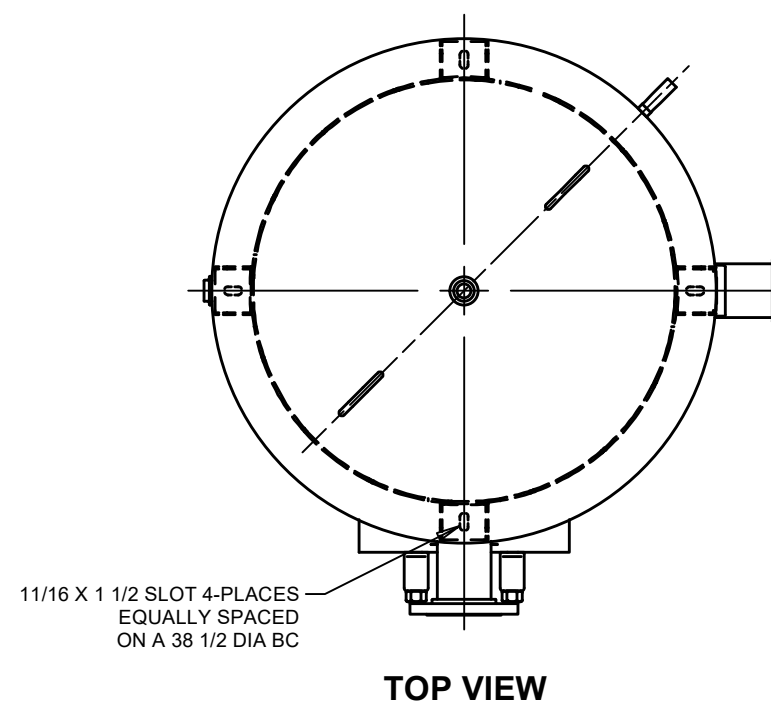
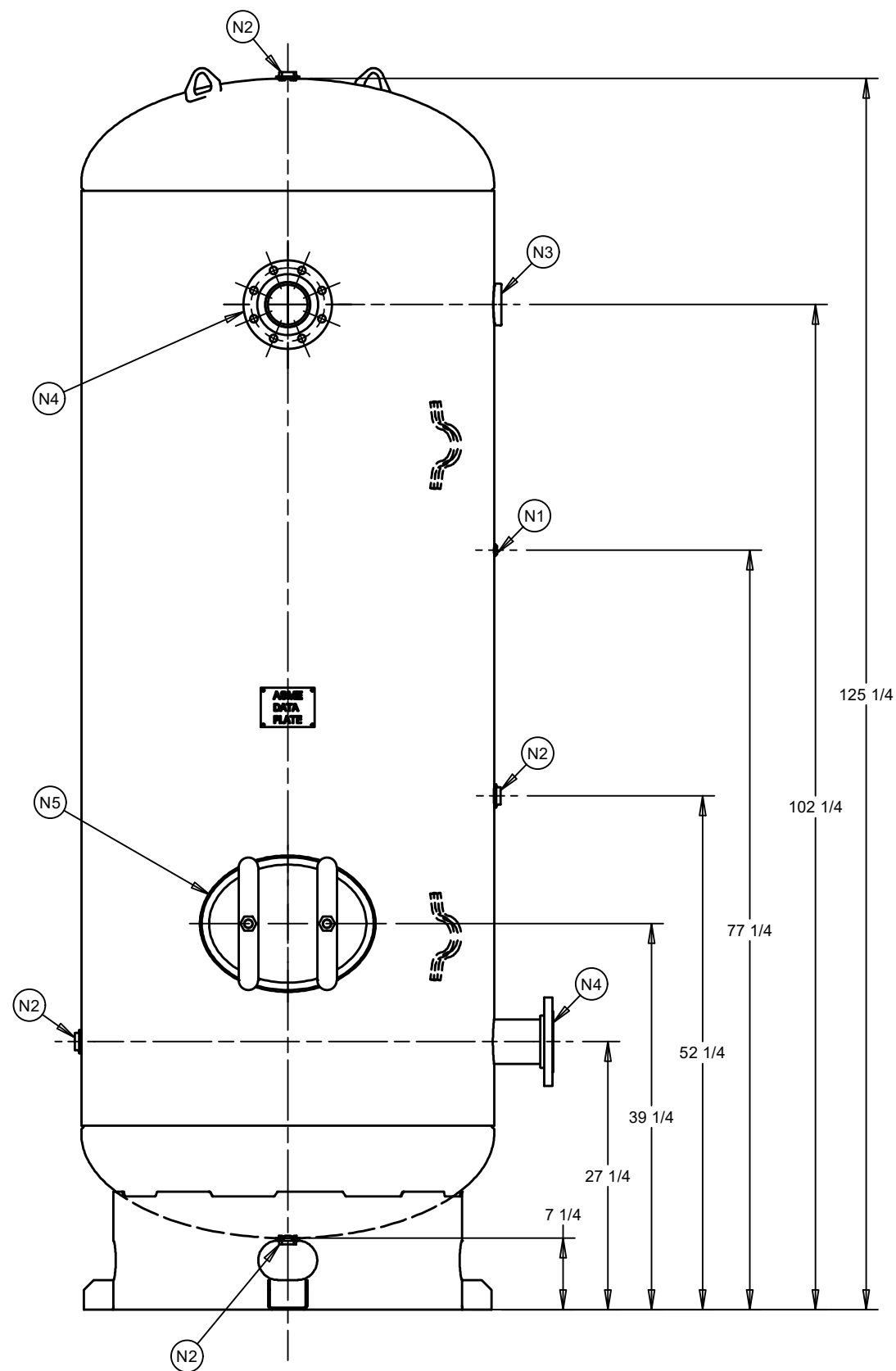


NOZZLE CHART	
NOZZLE ID	NPT SIZE
N1	1/4
N2	1
N3	3
N4	4
N5	MANWAY



DESIGN INFORMATION	
SPECIFICATION	VALUE
DIAMETER O.D./I.D.	42 O.D.
MAWP	150 PSI AT 400°F
MDMT	-20°F AT 150 PSI
CAPACITY	APPROX 660 GALLONS
SHIPPING WEIGHT	1391 LBS
CRN	H9097.5C

(BUILT IN ACCORDANCE WITH LATEST EDITION OF SECTION VIII DIV 1 ASME CODE)

THIS DRAWING & SPECIFICATIONS ARE PROPERTY OF SPVG AND MAY NOT BE COPIED, REPRODUCED, OR USED IN WHOLE OR PART, AS A BASIS FOR DESIGN MANUFACTURE OR SALE WITHOUT PRIOR PERMISSION FROM SPVG.

REV	DESCRIPTION	BY	DATE
F24	ISSUED		

TITLE VERTICAL AIR RECEIVER					
CUSTOMER STOCK		DRAWN KAT 9/12/2016	CHECKED DMM 10/7/2016	DRAWING NO A10131	REV F24
TYPE ASME		SIZE: B SHEET 1 OF 1			