

Amplifiers

Amp 100

2 x 350W performance power amplifier



Optimal Audio



FEATURES

- Reliable, high power Class A/B design
- 350 watts per channel into 4Ω
- Combine with Zone processor for maximum performance
- Stereo, Bridge and Parallel modes
- Available in 20v 60Hz or 230v 50/60Hz models

Amp 100 is a performance power amplifier specifically designed to power Cuboid and Sub loudspeakers in the Optimal Audio eco-system.

Featuring a compact and rugged 2U design, the front panel follows Optimal Audio's intuitive approach, whilst providing front panel status monitoring for each amplifier channel via indicator LEDs.

The Amp 100 has flexible input connectors featuring two balanced XLR / 1/4" Jack 'Combi' line input connectors and features speakON® or binding post for outputs. Amp 100 can be easily configured for a variety of install applications and can be run in Stereo, Bridge or Parallel mode, selectable by a switch on the rear panel of the unit.

When combined with a Zone processor, Amp 100 reaches its full potential by providing a full suite of Optimal Audio loudspeaker presets, limiters, and much more, easily configurable via Zone's onboard WebApp.

APPLICATIONS



Cafes



Bars/
Restaurants



Retail



Wedding
Venues



Hotels



Education
Facilities



Houses of
Worship



Corporate
Offices



Museums



Fitness Studios



Residential



Amplifiers

Amp 100

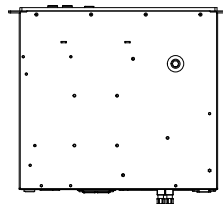
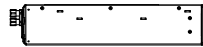
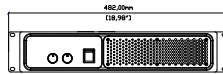
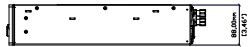
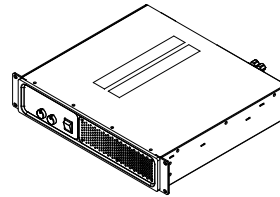
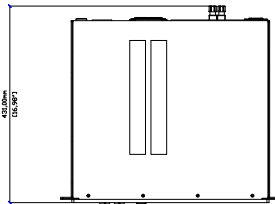
2 x 350W performance power amplifier



Optimal Audio

SPECIFICATIONS

TYPE	: CLASS AB power amplifier
POWER OUTPUT (4Ω-16Ω)	: 4Ω: 350W / 8Ω: 250W / 8Ω Bridged: 700W
COOLING	: Force air cooling with fan
ANALOGUE IN/LINK	: Jack/XLR combo inputs
ANALOGUE INPUT IMPEDANCE	: 7.5kOhms unbalanced, 15kOhms balanced
MAXIMUM ANALOGUE INPUT LEVEL	: +20dBu
AMPLIFIER OUTPUTS	: Speakon / 4mm binding posts
SIGNAL TO NOISE RATIO	: 102dB
FREQUENCY RESPONSE	: 20-20k, +0, -0.5dB
TOTAL HARMONIC DISTORTION	: <0.03% @ 1W
SLEW RATE	: 9.31V/us, 8 ohm load
DAMPING FACTOR	: >400, 8ohm load
MAINS POWER INPUT	: 120V, 230V variants
MAINS CONNECTOR	: IEC
DIMENSIONS	: (W) 482mm x (H) 88mm x (D) 426mm (W) 18.97" x (H) 3.45" x (D) 16.77"
WEIGHT	: 14.76kg (32.54lbs)
ACCESSORIES	: Rear rack support



Paint Finish



Weight

optimal-audio.co.uk

© 2024. Optimal Audio Group Ltd.