

FABRIC · SEWING MACHINES · CLASSES

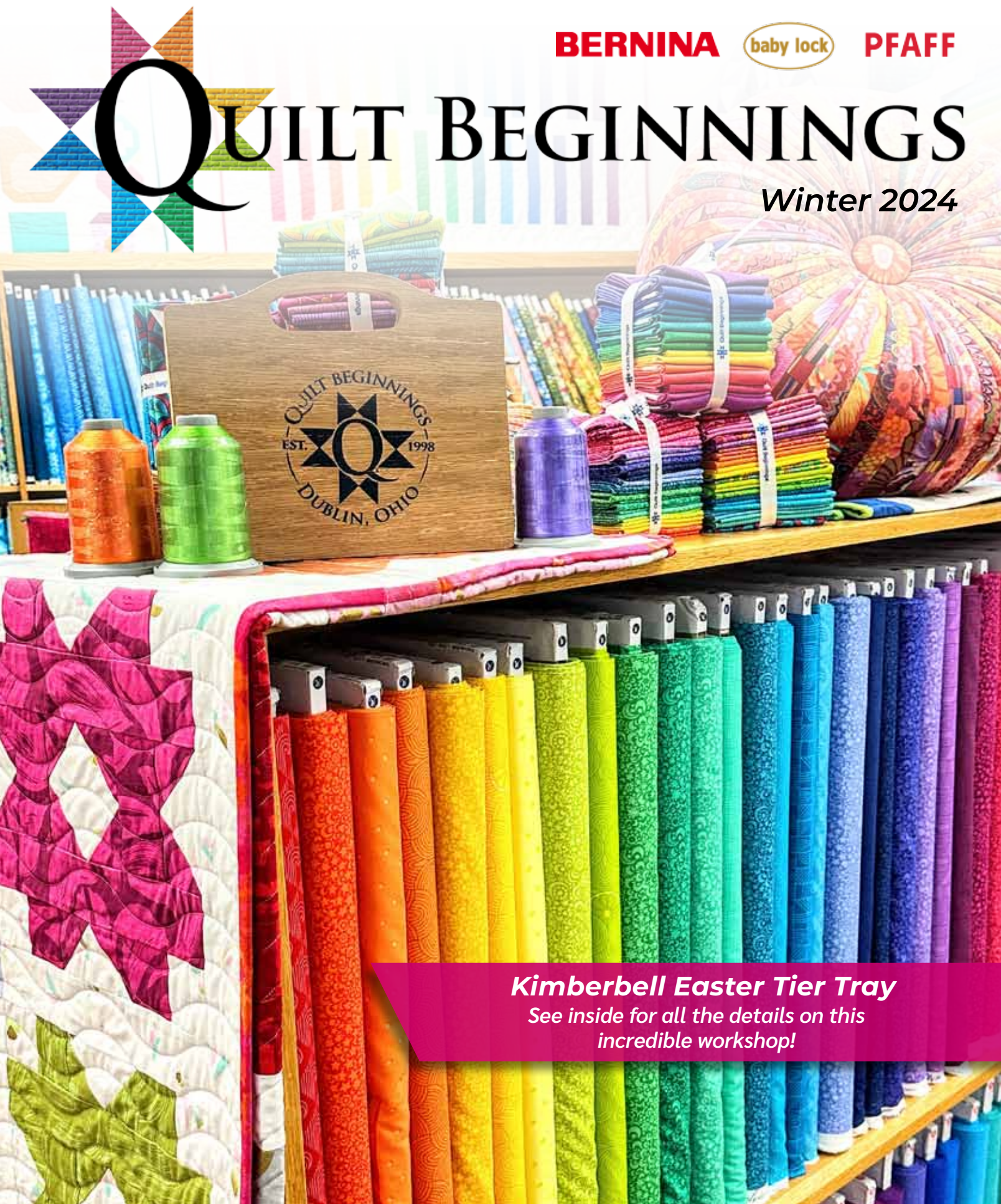
BERNINA

baby lock

PFAFF

QUILT BEGINNINGS

Winter 2024



Kimberbell Easter Tier Tray

*See inside for all the details on this
incredible workshop!*

New Beginnings at QUILT BEGINNINGS



Welcome
BETSY & GALEN

Hi everyone!

We are excited to be joining this wonderful family! We searched far and wide to find a business we could call our own. The minute we crossed the Quilt Beginnings threshold, we felt the magic and knew we had found our home. Betsy took her first quilting class here and absolutely loved it. She was able to see firsthand the vibrant and caring community that has been built here. Just like many of you, she has grown to love the art of quilting and working with the QB team to select the pattern and fabric for her next project.

Quilt Beginnings is a tremendous business, with unbelievable customers and an outstanding team, that we are honored to inherit. To top it off, Cathy and Caity have agreed to stay on board for the next few months to ease our transition. While new ownership is a big change, we are committed to a smooth transition that sets us up for many years of growing and supporting this community. You will see the same friendly faces you have come to trust, and we will continue to offer our quarterly newsletter, awesome classes, the best brands, world class repairs and everything you have come to love about Quilt Beginnings. We can't wait to meet you!

- Betsy & Galen



IN-STORE RETREAT

Join the sewing, laughter, and fun!

FRIDAY, APRIL 19TH | 4P-10P
SATURDAY, APRIL 20TH | 9A-9P
SUNDAY, APRIL 21ST | 9A-3P

Instructor: Julie Lockard & Tammie Nusstein

Back by popular demand! There is no better way to spend a weekend than at the QB in-store retreat. We provide the space, the power, and the ironing stations. You bring your machine, your projects, your friends, and your snacks. Pizza provided on Friday night. Reserve your spot quickly as this one always fills up fast. We can't wait to have you join us for a weekend of sewing, laughter, and fun! Fee \$129.



TABLE OF CONTENTS

To our QB Family,

There aren't many words that can properly describe our appreciation for you so we wanted to start with a simple "Thank You." We are eternally grateful to you for your support, loyalty and friendship. It's been our privilege to serve you and to be a part of your lives. You have certainly been a part of ours!

It's with full and joyful hearts that we are transferring ownership of Quilt Beginnings to Betsy and Galen Kelch at the start of 2024. This is not a decision we made lightly. It happened quite quickly, which showed us that sometimes things are just meant to be. We are thrilled that we found such warm and capable buyers. They are so excited about the opportunity ahead of them.

Quilt Beginnings has brought us endless joy over the years. Our hope is that it will remain your favorite local quilt shop! Our team, as always, is here to assist you with completing your projects while offering fun, community, education, and happy experiences.

Thank you for supporting us over these past 26 years! Although we are transferring ownership of the store, we will still have an active role, most notably in the classroom. We are excited about the variety of classes that we have to share with you now and in the future. We love being part of this community, and that will never change!

With much love and Gratitude,

Cathy & Caity

We would love to see your smiling faces to celebrate this transition together!

Please join Cathy and Caity throughout the day on

Friday, December 29TH

for cake and conversation.

We wish them well in their future endeavors!

FUNDAMENTAL CLASSES

PAGES 4

Binding Basics
Free Motion Basics
Machine Applique Basics
Paper Piecing Basics - Floral Wreath
Quilting ABCs

QUILTING CLASSES

PAGE 5 - 7

T-Shirt Quilt
Tessa Quilt
Grad ABCs - Constance
Grad ABCs - Thelma's Star
Happy Habitat - Tula Pink
Links Bargello
Trip Around the Panel
Metro by Color Girl
Storm Front
Delectable Blooms
Tucker University - Beaujolais
Marina Quilt - Stripology
June Quilt - Stripology

EMBROIDERY CLASSES

PAGES 8 - 9

Edge-to-Edge Quilting
Tiling Scene
OESD Stitch Party
Kimberbell Easter Tier Tray
Knock Knock Squeeze The Day
Embroidery Bootcamp

SPECIAL TECHNIQUES

PAGES 10 - 11

Serger Workshop
Humbag Bag
Japanese Bag
Basic Tote Bag
English Paper Piecing
Monogram Magic
Tuffet
Jelly Roll Rug Plus
Haralson Bag
Patchwork Duffel Mini

SEW MUCH TO LEARN

PAGES 12 - 13

PFAFF Icon / Icon 2 Playdate
Bernina 790 PRO Quilting
Baby Lock IQ Playdate
Art & Stitch
Bernina V9 Software Inspirations
Longarm Rulerwork
Longarm Club

CLASS CALENDAR

PAGES 14 - 15

FUNDAMENTALS



BINDING BASICS ✂

SATURDAY, MARCH 9TH | 10A-12P

Instructor: Beth Dague

Don't let binding intimidate you! Whether it's your first time finishing a quilt or you just need a refresher, learn all the steps to create continuous binding with mitered corners. Beth will be your guide as you work through the process to make perfect quilt binding every time. Fee \$35. Kit included.



MACHINE APPLIQUE BASICS ✂

SATURDAY, MARCH 9TH | 1P-3P

Instructor: Beth Dague

Learn the basics of machine applique from Beth! She'll show you how to set up your machine and what stitches to use, as well as how to pivot, create points, and stitch smooth curves. You'll be ready to tackle any applique project after this class. Fee \$35. Kit included.



FREE MOTION BASICS ✂

WEDNESDAY, JANUARY 24TH | 1P-4P

Instructor: Caity Coffin

This is a great introduction to free motion quilting! We'll focus on getting your machine set up for success and plenty of hands-on practice with basic motifs. You'll be on your way to becoming a confident free motion quilter after this class. Fee \$30.



PAPER PIECING BASICS | FLORAL WREATH ✂

THURSDAY, MARCH 7TH | 1P-4P

Instructor: Cathy Shoemaker

Once you learn how easy it is to paper piece, you won't be able to stop. Paper piecing will give you great precision to complete this adorable wreath festive for any time of year. No previous experience needed for this class! Fee \$30.



QUILTING ABCs ✂

MORNING SESSION ☀ | WEDNESDAY, FEBRUARY 7TH - MARCH 20TH | 10A-1P

Instructor: Lisa Merkle

EVENING SESSION 🌙 | TUESDAY, FEBRUARY 6TH - MARCH 19TH | 5P-8P
Instructor: Beth Dague

Have you always wanted to learn how to quilt and are ready to get started? Let us guide you through good techniques from start to finish with 7 weekly classes. Learn how to properly cut, sew, press, assemble, quilt and even embroider before binding your creation. You will complete this project in class, though there may be some homework! You do not need to have a machine to take this class. To ensure great results, we encourage you to select your fabric with our help! Fee \$109 for all 7 classes. Additional supplies required.



T-SHIRT QUILT

THURSDAY, MARCH 14TH & 28TH | 1P-4P

Instructor: Lisa Merkle

Learn how to prep, cut, and lay out a collection of t-shirts to create a timeless memory quilt. Along the way, use the City Blocks pattern to showcase your shirts and get practice adding sashing within and between blocks. Great second project for beginners. Fee \$45.



TESSA QUILT

TUESDAY, JANUARY 30TH | 10A-4P

Instructor: Torri Curtis

This darling quilt is a perfect way to show off your favorite fabrics with a woven effect. The pattern comes in Baby, Lap, or Twin sizes and is sure to be a project you return to again and again, whether you're an ambitious beginner or an experienced quilter. Fee \$45.

GRAD ABCs

Our Grad ABCs classes are designed as the perfect follow up for our Quilting ABCs graduates. This session we are offering two options. Choose your favorite or join us for both! In each of these technique-based classes, you'll also get much more practice cutting, staying organized, and using your 1/4" seam to piece these beauties. You'll know everything you need to finish your project after class. Fee \$55 each.



GRAD ABCs | CONSTANCE

THURSDAY, JANUARY 25TH & FEBRUARY 1ST | 1P-4P

Instructor: Lisa Merkle

Constance is one of our favorite quilts for showcasing a collection with multiple colorways. With Constance, you'll be introduced to flying geese and sashing.



GRAD ABCs | THELMA'S STAR

TUESDAY, FEBRUARY 13TH & 27TH | 1P-4P

Instructor: Beth Dague

Thelma's Star is a more traditional star quilt that's lovely in any monochromatic colorway – or mix it up! You'll learn half-square triangles and creative settings to make this one block quilt.

QUILTING



KIT AVAILABLE



KIT AVAILABLE



HAPPY HABITAT | TULA PINK

WEDNESDAY, JANUARY 31ST | 10A-4P

Instructor: Judy Sagara

Tula Pink has done it again! Her Besties collection is so darling, especially fussy cut into these snowball blocks with an Irish chain running through. Color placement is important here, and Judy has lots of tips for keeping track of your fabrics. Pick up a kit in store and join us for a fun day spent cutting, stitching, and as always – staying organized! Fee \$45.

LINKS BARGELLO

FRIDAY, MARCH 1ST | 10A-4P

Instructor: Judy Sagara

This modern take on a bargello quilt is an impressive way to show off your skills. A little patience and a lot of organization help this beauty come together. Judy will guide you through all the steps with lots of helpful tips to keep you on track. You'll be well on your way to completing your own showstopping bargello after this class. Fee \$45.

TRIP AROUND THE PANEL

THURSDAY, FEBRUARY 15TH | 10A-4P

Instructor: Torri Curtis

This “trip around the world” inspired panel pattern is the perfect thing to showcase your favorite 2/3 yard panel print! Learn how to add a coping border to size it correctly, then stay organized as you piece the setting. You will get a good start on this project in class. Fee \$45.

LOCAL TALENT



METRO BY COLOR GIRL

SATURDAY, APRIL 6TH | 10A-3P

Instructor: Sharon McConnell

Local quilter and pattern design Sharon McConnell of Color Girl is back to share her unique approach to curved piecing with you! Metro is the best of modern and traditional quilting. This fat eighth friendly design looks great in a variety of fabrics and layouts, and the Classic Curves Plus ruler makes these large blocks a breeze to put together. Pattern comes in Baby, Throw, and Queen sizes. Fee \$40.

KIT AVAILABLE



STORM FRONT

TUESDAY, MARCH 12TH & 26TH &

TUESDAY, APRIL 9TH & 23RD | 10A-1P

Instructor: Cathy Shoemaker

The Storm Front quilt was released as a block of the month program that we will cover completely in four sessions. Learn how to use two different specialty rulers from Studio 180 to create these stunning, dramatic angles and snail's trail blocks. Kits featuring the original fabrics from Tim Holtz are available for sale, or choose your own fabric for a different look. Fee \$75.



DELECTABLE BLOOMS

FRIDAY, JANUARY 26TH | 10A-3P

Instructor: Cathy Shoemaker

If you've ever read a pattern and thought "there has GOT to be a better way to do this", then this is the class for you! Cathy had so much fun starting with a free pattern and developing a much simpler and more accurate way to create these blocks. In class, you'll learn her quick and easy technique along with different ways to think through patterns. Fee \$40.

TUCKER UNIVERSITY

PRECUT FRIENDLY!

BEAUJOLAIS

SATURDAY, MARCH 23RD |

10A-4P 

Instructor: Beth Sidley

Beaujolaais features the Lemoyne Star – a classic block in a modern setting. It's made so much easier with precut 2-1/2" strips and the Studio 180 tools and techniques.



Studio 180 makes quilting tools for the realist, not the idealist, so you have no special shapes and no Y-seams. Their patented rulers, templates, and techniques are guaranteed to make quilting easier and more fun for you! Fee \$79.

Beth Sidley is a designer and co-author of Tucker University, the exclusive curriculum for teaching Studio 180 Design tools. Beth's students had such a good time in her classes last summer that we just had to bring her back again. You will love her enthusiasm, encouragement, and expertise!



MARINA | STRIPOLOGY

FRIDAY, JANUARY 19TH & FEBRUARY 2ND | 10A-1P

Instructor: Libby Van Treese

This quilt is made simply with 10" squares and two accent fabrics. Break out your Stripology Squared or Stripology XL ruler and see how quickly and easily these blocks come together. You'll get a great start on this project in class. Fee \$45.



JUNE QUILT | STRIPOLOGY

THURSDAY, FEBRUARY 29TH & MARCH 7TH | 1P-4P

Instructor: Melanie Dodd

This surprisingly simple quilt offers a variety of layout options to fit your taste. Fabric choice is easy with 10" squares and 2-1/2" strips or a bundle of fat quarters. The Stripology XL or Stripology Squared rulers make cutting and assembly fast and easy! Fee \$45.

EMBROIDERY ESSENTIALS



EDGE-TO-EDGE QUILTING

SATURDAY, FEBRUARY 17th | 10A-3P

Instructor: Caity Coffin

Do more with your embroidery machine! Learn how easy it is to finish your own quilts at home with the Edge-to-Edge technique by Amelie Scott Designs. You'll complete a whole-cloth practice quilt in class, gaining all the tools and knowledge you need to quilt your own quilts with professional results. Minimum hoop size 6"x10". Fee \$40.



TILING SCENE | PICK YOUR FAVORITE

FRIDAY, FEBRUARY 16th | 10A-3P

Instructor: Cathy Shoemaker

Cathy was captivated by OESD's gorgeous Everett's Cottage tiling scene, but there are so many beautiful options! Choose your personal favorite and join Cathy for a day learning the technique to make your own stunning embroidered work of art. You'll complete a few tiles in class and learn how to assemble them, then stitch out the rest at home. Each one is an investment, but well worth the effort! Fee \$40, design purchased separately.

STITCH party BY oesd



FEBRUARY



MARCH



APRIL

OESD EMBROIDERY CLUB |

3RD WEDNESDAY EACH MONTH (FEB - APR)

DEMO 1:30P-2:30P | STAY & SEW 2:30P-5P

Instructor: Caity Coffin

We love embroidery! Join our community of embroidery enthusiasts and explore different projects, tools, and techniques each month in a supportive and fun environment. A full kit (including stabilizer!), unique design, and step-by-step instructions are provided with each class so you can just "grab & sew".

Lecture/demo: Pick up your kit and enjoy a demo, community show & tell, and a monthly door prize. Leave your machine at home! Fee \$60 for 3 months.

Stay & sew add-on: Bring your machine along and get your project done with hands-on guidance in this add-on class. For beginners or anyone who likes to stitch in company. Fee additional \$60 for 3 months.

You are guaranteed to learn something new, have some fun, and get the itch to stitch after the party ends!

KIMBERBELL®
EASTER TIER TRAY
Try Before You Buy Event

FRIDAY & SATURDAY, MARCH 15TH - 16TH | 10A-4P ✂

Instructor: Cathy Shoemaker & Caity Coffin

Celebrate springtime with an Easter Tier Tray! At Kimberbell's two-day machine embroidery event, you'll make a beautiful seasonal display with our included three-tier tray. Stitch eight projects while at the event, then go home with four additional designs to stitch later! When you're looking for a unique machine embroidery experience, "hop" on over for Kimberbell's Easter Tier Tray Event. Attendee kit includes everything you need for twelve projects except stabilizer and thread. Fee \$199, includes kit and lunch both days.



EMBROIDERY BOOTCAMP

THURSDAY & FRIDAY, ✂
FEBRUARY 8TH - 9TH | 10A-4P

Instructor: Cathy Shoemaker & Caity Coffin

Join us for two full days exploring the wonderful world of embroidery. Using the Anita Goodesign Fundamental curriculum and your embroidery machine, you'll create a series of bite-size projects, each showcasing different products and techniques. With this hands-on experience, you will become a more confident embroiderer with the tools and knowledge you need to enhance your embroidery and improve your results. These two days are sure to unlock your creative potential and leave you with *sew* many project ideas and inspiration! Fee \$199, includes kit and design book.



KNOCK KNOCK SQUEEZE THE DAY
THURSDAY, APRIL 4TH | 10A-1P ✂

Instructor: Torri Curtis

Fun and fresh, this nifty embroidered doorknob hanger from Janine Babich will add flair to any door! Learn this easy technique in class and you'll know everything you need to complete all of the festive designs in the collection. Minimum hoop size 6" x 10". Fee \$30, design purchased separately.

✂ **BEGINNER**

✂✂ **INTERMEDIATE**

✂✂✂ **PROFICIENT**

SPECIAL TECHNIQUES

SERGER WORKSHOP

THURSDAY & FRIDAY, ✂
MARCH 21ST & 22ND | 10A - 4P

Instructor: Judy Sagara & Chris Corcoran

Calling all sergers – it's time to learn! Over the course of two days, you'll stitch up a wide variety of projects featuring so many different stitches and techniques. Learn how to set up your machine for each, what all those different feet are for, and how to use your serger to its full potential. This class is perfect for a new owner or anyone who could use a refresher on serging "outside the box". You'll explore both the overlock and coverstitch sides of your Baby Lock, Bernina, or Bernette machine. Must have a combo-machine to attend. Fee \$129. Full kit included.



HUMBUG BAG ✂
FRIDAY, FEBRUARY 23RD |
1:30P-4P

Instructor: Caity Coffin

You can never, ever, ever have too many zippered pouches! The humbug bag is a longtime favorite, easy to make and fun to keep or give away. Its flat bottom keeps it upright and makes it spacious inside for all your goodies. This is a great first zippered project. Fee \$25.



JAPANESE KNOT BAG ✂
WEDNESDAY, APRIL 10TH |
10A-1P

Instructor: Chris Corcoran

This super cute and functional bag is fun to make in either of two sizes. Learn how to enlarge, trace, and cut out pattern pieces; how to stitch curves; and how to topstitch. You'll love the bag's unique closure, and that it's fully reversible! Finished sizes: 9" x 12" or 11" x 15". Fee \$30.



BASIC TOTE BAG ✂
THURSDAY, FEBRUARY 22ND |
10A-3P

Instructor: Chris Corcoran

The perfect first bag – or first sewing project! You'll learn how to cut your fabric to size, construct pockets, make a faux-binding, put in boxed corners, insert straps, and topstitch for a professional finish. This tote is sturdy enough to carry all your essentials and a fantastic way to show off your favorite fabric, including border stripes. Fee \$40, includes pattern.

SPECIAL TECHNIQUES



ENGLISH PAPER PIECING ✂️

TUESDAY, MARCH 19TH | 10A-3P

Instructor: Becky Campbell

Although most people traditionally think of English Paper Piecing as handwork, there's no reason you can't use your machine for this classic technique. Becky's custom designed templates work with either hand or machine construction, so pick your favorite and come ready to learn. Once you start EPP you'll find it impossible to stop! Fee \$40.



MONOGRAM MAGIC ✂️

FRIDAY, APRIL 5TH | 1:30P-4:30P

Instructor: Beth Dague & Caity Coffin

Learn the styles and conventions that will ensure your monograms are creative, tasteful, and appropriate for the occasion. Beth is full of last-minute wedding and graduation gift ideas featuring monograms that are sure to inspire your next project. After Beth's lecture, Caity will demonstrate a software option that makes it even easier for you to develop your own monogram magic. Fee \$30.



TUFFET ✂️✂️

THURSDAY, APRIL 11TH | 10A-1P AND THURSDAY, APRIL 18TH | 10A-4P

Instructor: Cathy Shoemaker

This popular class is back again! Using a foundation and simple strip piecing, you too can create this one-of-a-kind beautiful accent piece for your home in only two sessions. With a little homework in between, you'll complete your Tuffet in class. Fee \$60.



JELLY ROLL RUG PLUS ✂️✂️

WEDNESDAY, MARCH 6TH & 13TH | 1:30P-4:30P

Instructor: Tina Lewis

Jelly Roll Rug Plus is a new take on the ever-popular Jelly Roll Rug. This 30" square version has mitered corners and borders for a fresh and updated look. Make your roping in the first class, then zigzag them and assemble the rug together in the second session, completing a beautiful accent piece for your home. Fee \$45.



HARALSON BAG ✂️✂️

FRIDAY, MARCH 29TH & APRIL 5TH | 10A-1P

Instructor: Wendy Rush

This popular, trendy belt bag from Noodlehead is so fun to make, Wendy has sewn literally dozens of them! It's perfect for everyday use with a flap closure and both back and interior zippered pockets. You'll learn how to trace and cut out a pattern, plus all the best practices to get a professional finish. Fee \$45.



PATCHWORK DUFFEL MINI ✂️✂️✂️

FRIDAY, MARCH 8TH | 10A-4P

Instructor: Caity Coffin

We love a mini bag! Expand your skills while assembling this sweet, quilted duffel. Quilt your fabric ahead of time so we can focus on bag making in class. Featuring bound exterior pockets, zipper tabs, strapped handles, rounded end panels, and lots of other fun techniques, you are sure to learn something new! Fee \$45.

✂️ **BEGINNER**

✂️✂️ **INTERMEDIATE**

✂️✂️✂️ **PROFICIENT**

MASTER YOUR MACHINE

PFAFF ICON / ICON 2 PLAYDATE

WEDNESDAY, APRIL 3RD | 10A-3P

Instructor: Cathy Shoemaker

Explore the many wonderful features on the PFAFF Creative Icon / Icon 2 in this hands-on class. You'll create a custom project from scratch using the built-in software and enjoy stitching it out in company. This is the perfect time to try an Icon if you'd like to see it in action. Fee \$60. Kit Included.



PFAFF

BERNINA 790 PRO QUILTING

WEDNESDAY, MARCH 27TH | 10A-3P

Instructor: Caity Coffin

Experience the dream that is quilting with the BERNINA 790 PRO! There are so many convenient, adaptable features in this beautiful machine that make custom quilting an absolute joy. Learn how easy it is to customize, position, and stitch out many kinds of quilting designs, and the tips and tricks you need to know to get the best results. Fee \$40.



BERNINA

BABY LOCK IQ PLAYDATE

FRIDAY, APRIL 12TH | 10A-3P

Instructor: Caity Coffin

There is always more to learn and create with Baby Lock IQ Designer! Caity invents a new project each time, so you never do the same thing twice. In class, you'll design your own custom creation using many of the features built into your machine, then stitch it out together. You'll be guided through each step of the process. Fee \$60. Kit included.



baby lock

SOFTWARE

ART & STITCH BASICS

FRIDAY, FEBRUARY 2ND | 1:30P-4:30P

Instructor: Libby Van Treese

Longarm automation is a powerful tool, but it's made even more powerful when you can design your own quilt patterns. Learn the ins and outs of this digitizing software so you can start creating custom quilt designs on your own. Libby is passionate about using her longarm and software to their full potential and is eager to share what she knows with you! Must have Art & Stitch installed and activated to take this class. Fee \$45.

BERNINA V9 SOFTWARE INSPIRATIONS

VIDEOS RELEASED ON THE 1ST TUESDAY EACH MONTH

Instructor: Debbi Lashbrook

Dive deep into your Bernina DesignerPlus v9 software with Bernina educator Debbi Lashbrook. Each month, receive a video lecture and demonstration along with exercise handouts you can work through from home. This quarter, you'll start with Back to Basics, then explore Subway Art and Digitizing for Computerized Quilting. Class recordings and handouts will be released on the first Tuesday of each month. Fee \$30 for 3 months (February - April).

LEARN YOUR LONGARM



LONGARM RULERWORK

FRIDAY, JANUARY 19TH | 1:30P-4:30P

Instructor: Libby Van Treese

Expand your quilting repertoire by exploring the wonderful world of rulers with an experienced guide. Libby is an accomplished custom quilter, an expert at ruler work, and is passionate about sharing her knowledge with quilters. You'll learn the tools needed, discuss design principles, and get hands-on practice using rulers on our in-store longarms. Both current and potential owners are welcome! Fee \$30.



LONGARM CLUB

SATURDAY, FEBRUARY 3RD & APRIL 6TH | 10A-12P

Instructor: Tina Lewis

Quilting is about community, and we are excited to bring back a forum for longarm quilters to learn and share together. Join us the 1st Saturday every other month for a guided topic discussion followed by open Q&A and show & tell. Bring your questions, your successes, and whatever else you'd like to share. Whether you're a longtime longarmer, new owner, or even still just dreaming, we'd love to see you there! Fee \$30 for two sessions.

STITCHING SISTERS



FIRST TUESDAY OF EACH MONTH | 12P - 4P

The stitching sisters have created and distributed over 30,000 beautiful quilts to chemotherapy patients in the Columbus area, and they are still going strong! Join the Stitching Sisters at Quilt Beginnings the first Tuesday of every month from noon-4pm to help us stitch for a good cause.












ALL OHIO SHOP HOP

AUGUST 1 - SEPTEMBER 30, 2024

JANUARY 2024

S	M	TUE	WED	THUR	FRI	SAT
	1	2 Stitching Sisters 12P - 4P	3	4	5	6
7	8	9	10	11	12	13
14	15	16	17	18	19 Marina 1 10A - 1P Longarm Rulerwork 1:30P - 4:30P	20
21	22	23	24 Free Motion Basics 1P - 4P	25 Queen of Diamonds 10A - 12P Grad ABCs: Constance 1 1P - 4P	26 Delectable Blooms 10A - 3P	27
28	29	30 Tessa Quilt 10A - 4P	31 Happy Habitat 10A - 4P			


FEBRUARY 2024

S	M	TUE	WED	THUR	FRI	SAT
				1 Grad ABCs: Constance 2 1P - 4P	2 Marina 2 10A - 1P Art N Stitch 1:30P - 4:30P	3 Longarm Club 10A - 12P
4	5	6 Bernina V9 Release Stitching Sisters 12P - 4P Quilting ABC 1  5P - 8P	7 Quilting ABC 1  10A - 1P	EMBROIDERY BOOTCAMP		10
11	12	13 Grad ABCs: Thelma's Star 1 1P - 4P Quilting ABC 2  5P - 8P	14 Quilting ABC 2  10A - 1P 	15 Trip Around the Panel 10A - 4P	16 Tiling Scene 10A - 3P	17 Edge to Edge 10A - 3P
18	19	20 Quilting ABC 3  5P - 8P	21 Quilting ABC 3  10A - 1P OESD Embroidery Club 1:30P - 2:30P Stay & Sew 2:30P - 5P	22 Basic Tote 10A - 3P	23 Humbug Bag 1:30P - 4P	24
25	26	27 Grad ABCs: Thelma Star 1P - 4P Quilting ABC 4  5P - 8P	28 Quilting ABC 4  10A - 1P	29 Queen of Diamonds 10A - 12P June Quilt 1 1P-4P		

MARCH 2024

S	M	TUE	WED	THUR	FRI	SAT
					1 Links Bargello 10A - 4P	2
3	4	5 Bernina V9 Release Stitching Sisters 12P - 4P Quilting ABC 5 🌙	6 Quilting ABC 5 ☀️ 10A - 1P Jelly Roll Rug Plus 1 1:30P - 4:30P	7 Paper Piecing Basics 10A - 1P June Quilt 2 1P - 4P	8 Patchwork Duffle Mini 10A - 4P	9 Binding Basics 10A - 12P Applique Basics 1P-3P
10	11	12 Storm Front 1 10A - 1P Quilting ABC 6 🌙	13 Quilting ABC 6 ☀️ 10A - 1P Jelly Roll Rug Plus 2 1:30P - 4:30P	14 T-Shirt Quilt 1 1P - 4P	15  EASTER TIER TRAY EVENT	16
17 	18	19 English Paper Piecing 10A - 3P Quilting ABC 7 🌙	20 Quilting ABC 7 ☀️ 10A - 1P OESD Embroidery Club 1:30P - 2:30P Stay & Sew 2:30P - 5P	SERGER WORKSHOP		23 BEAUJOLAIS 10A - 4P
24 	25	26 Storm Front 2 10A - 1P	27 Bernina 790 PRO Quilting 10A - 3P	28 Queen of Diamonds 10A - 12P T-Shirt Quilt 2 1P - 4P	29 Haralson Bag 1 10A - 1P	30

APRIL 2024

S	M	TUE	WED	THUR	FRI	SAT
	1	2 Bernina V9 Release Stitching Sisters 12P - 4P	3 PFAFF Icon Playdate 10A - 3P	4 Knock Knock Squeeze the Day 10A - 1P	5 Haralson Bag 2 10A - 1P Monogram Magic 1:30P - 4:30P	6 Longarm Club 10A - 12P METRO COLOR GIRL 10A - 3P
7	8	9 Storm Front 3 10A - 1P	10 Japanese Knot Bag 10A - 1P	11 Tuffet 1 10A - 1P	12 Baby Lock IQ Playdate 10A - 3P	13
14	15	16	17 OESD Embroidery Club 1:30P - 2:30P Stay & Sew 2:30P - 5P	18 Tuffet 2 10A - 4P	IN-STORE RETREAT	
21 	22	23 Storm Front 4 10A - 1P	24	25 Queen of Diamonds 10A - 12P	26	27
28	29	30	31			

SHOP POLICIES

CLASS POLICIES

Pre-registration is a must. Class fees are required to register. Be sure to pick up the items on your supply list prior to class, so you can be prepared to start at once. Please be aware the instructors are helping you learn a technique and you may not complete your project in class.

REGISTER FOR CLASSES ONLINE, BY PHONE, OR IN PERSON

Class registration is easy with our online registration process. Visit quiltbeginnings.com and click on classes. You can register directly from there, call us to secure your enrollment with a credit card over the phone or stop in to register in person.

CANCELLATION POLICY

Many of our classes have wait lists. To receive store credit for any cancellation, we must be notified 72 hours in advance so we may offer your space to another student.

MACHINE SERVICE AND REPAIR

With two factory-certified technicians on site, we service all brands and models. General servicing includes cleaning, oiling and basic adjustments. Estimates will be given for more serious problems or when parts need to be ordered. No appointment is necessary.

GIFT CARDS

Gift cards are available for purchase. Tell your friends and family they can find the perfect gift for you at Quilt Beginnings!

BIRTHDAY DISCOUNT

Shop within 7 days of your birthday and receive 20% off your fabric purchase! Discount applied to fabric on bolts only. Kits, fat quarters, and sale fabric are not included.

BUZZ CLUB 2024 MEMBERSHIP COMES WITH BENEFITS

All Buzz Club members receive a 2024 tote bag, a coupon book worth \$125 in savings, the ability to earn \$25 shopping sprees, and receive one free fat quarter per visit. Only \$49 to join for the year.

OUR CUSTOMERS COME FIRST

Receive help and assistance right from the start — in person or on the phone. There is no question too large or too small for anything you need to know about sewing.

REFUND POLICY

We will gladly refund your money in full within 7 days of purchase if you are not completely satisfied with your purchase.

6591 Sawmill Rd. Dublin, OH 43017 | 614-799-2688



The **BUZZ CLUB** is **BACK!**

This popular program is back with a new tote and the same great benefits!

1 **FREE BUZZ CLUB TOTE**

Receive an exclusive Buzz Club tote bag. Bring this with you when you shop to take advantage of the savings.

2 **\$125 IN COUPONS**

Receive a coupon book with \$125 in savings! You can redeem one coupon per visit any time during the year.

3 **FREE FAT QUARTERS**

Every time you shop in-store with your tote, you'll earn a FREE fat quarter on your way out.

4 **EARN \$25 SHOPPING SPREES**

For every 5 purchases over \$25, you will earn a \$25 shopping spree! Track your progress with a punch card! Limit one punch per day.



Join today for only \$49 and save all year long!