

FABRIC · SEWING MACHINES · CLASSES

BERNINA

baby lock

PFAFF

**Husqvarna
VIKING**

QUILT BEGINNINGS

Spring/ Summer 2024



**COLUMBUS OHIO'S NEWEST
HUSQVARNA VIKING
DEALER**

The full Husqvarna line up is available in store!



Join us for the second annual sewing adventure across Ohio August 1ST - September 30TH

The All Ohio Shop Hop brings together sewing and quilting enthusiasts from across Ohio and neighboring states. Hundreds of prizes and a free gift at over 55 stores - Be sure to join the fun!



**2024
All Ohio
Shop Hop
Magazine**
AVAILABLE
JUNE 2024



Get ready for the ALL OHIO SHOP HOP

AUGUST 1 - SEPTEMBER 30

The All Ohio Shop Hop Magazine is your official passport to a summer of fun! Featuring shop information, exclusive quilt patterns, regional maps, and sew much more!

Be the first - preorder coming soon!



IN-STORE RETREAT

Join the sewing, laughter, and fun!

FRIDAY, AUGUST 2ND | 4P-10P
SATURDAY, AUGUST 3RD | 9A-9P
SUNDAY, AUGUST 4TH | 9A-3P

Your Host: Julie Lockard & Tammie Nusstein

Back by popular demand! There is no better way to spend a weekend than at the QB in-store retreat. We provide the space, the power, and the ironing stations. You bring your machine, your projects, your friends, and your snacks. Pizza provided on Friday night. Reserve your spot quickly as this one always fills up fast. We can't wait to have you join us for a weekend of sewing, laughter, and fun! Fee \$129.




TABLE OF CONTENTS

QUILT BEGINNINGS

FABRIC • SEWING MACHINES • CLASSES

Discover the joy of sewing!

To our QB Family,

Wow! It's been an amazing year so far! We've gotten to meet so many wonderful customers since the beginning of the year. Thank you all for making us feel so welcome. We promised to keep things the same, but now we have a few exciting additions to announce!



First, we have a new tracking system for our sewing machine repairs. This new system will allow us to notify you by text and email when your machine needs parts or has been repaired. Our skilled on-site technicians are able to document and share with you everything they do to service your machine. This also helps create a long-term service record for you.

Second, we are honored to have been selected by Husqvarna Viking to offer you their ENTIRE line-up of sewing machines, products and accessories! Come in for a demonstration!

Lastly, we invited comments about our classes and are working on those requests. We are starting by having more weekend classes! If the classes fill up, we will work towards having more of these as time goes by and are considering adding more evening classes. We look forward to being here for many years to come!

Thank you for supporting Quilt Beginnings and your Sewing Community.

Fondly,

Betsy & Galen



FUNDAMENTAL CLASSES

PAGE 4

- Binding Basics*
- Rotary Basics*
- Machine Applique Basics*
- Paper Piecing Basics - Floral Wreath*
- Quilting ABCs*

QUILTING CLASSES

PAGES 5 - 7

- T-Shirt Quilt*
- Stitched With Love*
- Grad ABCs - Constance*
- Grad ABCs - Quilty Stars*
- Edelweiss Quilt*
- Reflection Bargello*
- The Violet Quilt*
- Edge-to-Edge PRO with Christine Connor*
- Storm Front*
- Interwoven*
- Twin Star Bloc-Loc Table Runner*
- Deb Strain - Fabric Designer Trunk Show*
- Heart of America*
- Jelly Beans Quilt*

CHRISTMAS IN JULY

PAGES 8 - 9

- Peace on Earth Wall Hanging*
- Tiling Scene*
- Bendy Bag & Eyeglass Case*
- Mini Charm Bag*
- Quick Corky Wallet*
- Snowflake Coin Purse*
- Penguin Mug Rug*
- Snowman Mini Banner*
- QB Embroidery Club*

SPECIAL TECHNIQUES

PAGES 10 - 11

- Studio Tunic*
- Patchwork Jacket Improv*
- Pillow Making Basics*
- Jelly Roll Rug 2*
- Serger Techniques Pouch*
- Tuffet*
- Rope Bowls*
- Ginger Bag*
- Kids' Zippered Pouch*
- Kids' Monster Pillow*

MASTER YOUR MACHINE

PAGES 12 - 13

- Baby Lock IQ Playdate*
- Bernina V9 Quilt Labels*
- Bernina V9 Software Inspirations*
- QMatic Basics*
- Stitching Sisters*
- Creative Designs with Arc Rulers*
- Longarm Club*
- Floriani Back Stage Pass Event*

CLASS CALENDAR

PAGES 14 - 15

FUNDAMENTALS

KIT PROVIDED



BINDING BASICS ✂

SATURDAY, AUGUST 24TH | 10A-12P

Instructor: Beth Dague

Don't let binding intimidate you! Whether it's your first time finishing a quilt or you just need a refresher, learn all the steps to create continuous binding with mitered corners. Beth will be your guide as you work through the process to make perfect quilt binding every time. Fee \$35.



ROTARY CUTTING BASICS ✂

SATURDAY, JUNE 8TH | 1:30P-2:30P

Instructor: Lisa Merkle

Rotary cutting is an essential skill for any quilter. Lisa will show you how to interpret cutting instructions and how to easily get consistent, accurate cuts with a rotary cutter and a variety of rulers. You'll get hands-on practice cutting out your own project with expert help and guidance along the way. Fee \$20.

KIT PROVIDED



MACHINE APPLIQUE BASICS ✂

SATURDAY, AUGUST 24TH | 1P-3P

Instructor: Beth Dague

Learn the basics of machine applique from Beth! She'll show you how to set up your machine and what stitches to use, as well as how to pivot, create points, and stitch smooth curves. You'll be ready to tackle any applique project after this class. Fee \$35.

KIT AVAILABLE



PAPER PIECING BASICS | FLORAL WREATH ✂

THURSDAY, JUNE 27TH | 1P-4P

Instructor: Cathy Shoemaker

Once you learn how easy it is to paper piece, you won't be able to stop. Paper piecing will give you great precision to complete this adorable wreath festive for any time of year. No previous experience needed for this class! Fee \$30.

QUILTING ABCs ✂

MORNING SESSION ☀ | **WEDNESDAY, MAY 15TH - JUNE 26TH | 10A-1P**

Instructor: Lisa Merkle

AFTERNOON SESSION ☀ | **TUESDAY, JULY 9TH - AUGUST 27TH | 1P-4P**

Instructor: Beth Dague *No Class on August 6th*

EVENING SESSION 🌙 | **TUESDAY, JULY 9TH - AUGUST 27TH | 5P-8P**

Instructor: Beth Dague *No Class on August 6th*

Have you always wanted to learn how to quilt and are ready to get started? Let us guide you through good techniques from start to finish with 7 weekly classes. Learn how to properly cut, sew, press, assemble, quilt and even embroider before binding your creation. You will complete this project in class, though there may be some homework! You do not need to have a machine to take this class. To ensure great results, we encourage you to select your fabric with our help! Fee \$109 for all 7 classes. Additional supplies required.





T-SHIRT QUILT ✂

WEDNESDAY, AUGUST 14TH & 21ST | 10A-1P

Instructor: Lisa Merkle

Learn how to prep, cut, and lay out a collection of t-shirts to create a timeless memory quilt. Along the way, use the City Blocks pattern to showcase your shirts and get practice adding sashing within and between blocks. Great second project for beginners. Fee \$45.



STITCHED WITH LOVE ✂✂

WEDNESDAY, AUGUST 28TH | 10A-3P

Instructor: Torri Curtis

This quilted wall hanging will be the perfect accent to your sewing space! All you need are fat quarters and 5" squares of your choice to piece this mini quilt together. The finished size is 17" x 20". You will also learn tips and tricks for stitching the small pieces. Fee \$40.

GRAD ABCs

Our Grad ABCs classes are designed as the perfect follow up for our Quilting ABCs graduates. This session we are offering two options. Choose your favorite or join us for both! In each of these technique-based classes, you'll also get much more practice cutting, staying organized, and using your 1/4" seam to piece these beauties. You'll know everything you need to finish your project after class. Fee \$45 each.



GRAD ABCs | CONSTANCE ✂✂

THURSDAY, JULY 25TH & AUGUST 1ST | 1P-4P

Instructor: Lisa Merkle

Constance is one of our favorite quilts for showcasing a collection with multiple colorways. With *Constance*, you'll be introduced to flying geese and sashing.



GRAD ABCs | QUILTY STARS ✂✂

TUESDAY, JUNE 11TH & 25TH | 5P-8P

Instructor: Beth Dague

Quilty Stars is for beginning quilters ready for the next step! Beth will help you get acquainted with the term FAT QUARTER or use scraps to make this scrappy quilt.

QUILTING

KIT AVAILABLE



EDELWEISS QUILT

THURSDAY, JUNE 6TH | 10A-3P

Instructor: Cathy Shoemaker

Edelweiss is a delightful flower quilt constructed with no curves. With simple flip and sew techniques, you'll get perfect results every time. Choose how big to grow your flower garden quilt; a table runner or a twin sized quilt.

Fee \$35.

KIT AVAILABLE



REFLECTION BARGELLO

SATURDAY, JULY 20TH | 10A-4P

Instructor: Judy Sagara

There is nothing quite so pleasing as a bargello, and Reflection is no exception. This gorgeous two-tone beauty looks dramatic and complex, but with strip sets and a little organization, you will be amazed how easily this quilt comes together. Judy will get you well on your way in class. Fee \$45.

PRECUT FRIENDLY!



THE VIOLET QUILT

TUESDAY, JUNE 25TH | 10A-4P

Instructor: Melanie Dodd

This fat quarter friendly quilt looks beautiful either organized or scrappy and is a great way to feature your newest favorite fabric collection. With lots of options for fabric placement, you can create a wide range of looks and secondary patterns. Choose from Baby, Lap, or Twin sizes and enjoy a day with Melanie cutting and stitching in company. Fee \$45.

LOCAL TALENT



EDGE-TO-EDGE PRO

FRIDAY, MAY 24TH | 10A-5P

Instructor: Christine Conner

Edge to Edge Pro is the hottest new technique around! These new exclusive designs allow you to resize to ANY dimensions, while recalculating stitch length! In class, learn how to resize your designs, then use your embroidery machine to quilt a simple project with center and border designs that fit!

Must have an understanding of the Edge-to-Edge quilting techniques from the book, Edge-to-Edge Quilting on your embroidery machine. Fee \$79.



STORM FRONT

THURSDAY, AUGUST 15TH, 22ND & 29TH &
THURSDAY, SEPTEMBER 5TH | 10A-1P

Instructor: Cathy Shoemaker

The Storm Front quilt was released as a block of the month program that we will cover completely in four sessions. Learn how to use two different specialty rulers from Studio 180 to create these stunning, dramatic angles and snail's trail blocks. Kits featuring the original fabrics from Tim Holtz are available for sale, or choose your own fabric for a different look. Fee \$75.

KIT AVAILABLE



INTERWOVEN QUILT

SATURDAY, AUGUST 17TH | 10A-4P

Instructor: Judy Sagara

We first made this striking pattern in a neutral palette, perfect for a wedding quilt – then just had to make it again in these stunning solids. Using only three blocks but a lot of planning, you'll strip piece the narrow stripes, subcut, assemble into blocks, and arrange them on point. Judy will keep you organized, whichever colorway you choose to make! Fee \$45.



TWIN STARS BLOC-LOC TABLE RUNNER

THURSDAY, JULY 18TH | 10A-4P

Instructor: Libby Van Treese


Join Libby in learning how easy it is to make this beautiful Lemoyne Star table runner. Using the Bloc-Loc ruler guarantees you will have sharp, crisp points on these alternating stars. Once you've learned the technique with Bloc-Loc, you'll find yourself reaching for your new tools again and again! Fee \$45.

DESIGNER SPOTLIGHT



DEB STRAIN

FABRIC DESIGNER TRUNK SHOW

FRIDAY, AUGUST 16TH | 2P-4P 

As a 27 year veteran of the industry, Deb loves to share how her hand-drawn and hand-painted artwork evolves into lovely fabric by Moda. Using artwork from actual fabrics, you will be guided through Deb's journey of fabric design from initial concept to delivery in your favorite Quilt store. Enjoy a parade of 20-30 quilts made over the years from Deb's fabrics while listening to fun stories of how Deb got started and her adventures along the way. You will love this light-hearted, yet informative lecture and trunk show! Fee \$15.

LOCAL TALENT



HEART OF AMERICA THURSDAY & FRIDAY, JUNE 13TH & 14TH | 10A-4P

Instructor: Libby Van Treese

Heart of America is a darling patriotic wallhanging perfect for the summer holidays!

Learn designer Claudia Dinnell's technique of how to stitch multiple hoopings with perfect alignment every time. You will be well on your way to a completed project by the end of this workshop. Fee \$99.



JELLY BEANS QUILT

TUESDAY, MAY 21ST | 10A-4P

Instructor: Torri Curtis

Have fun making this beginner friendly quilt! This pattern uses one jelly roll or 40 (2.5 x 44 inch) strips of your choice of fabrics. The blue version of this quilt will be taught in class. The finished size is a nice 60" x 76". You will get a good start on this quilt in class! Fee \$45.



CHRISTMAS * in July *



PEACE ON EARTH WALL HANGING ✂️

THURSDAY, JULY 11TH | 10A-4P

Instructor: Cathy Shoemaker

Decorate your holiday home with this elegant machine-embroidered wall hanging featuring appliqued Gothic letters adorned above and below with laurel boughs. The finished banner is 11 1/4" X 44". Join Cathy for this day of fun and you'll be ready for the holidays! Fee \$45.



TILING SCENE | PICK YOUR FAVORITE ✂️

SATURDAY, JULY 13TH | 10A-1P

Instructor: Cathy Shoemaker

Cathy was captivated by OESD's gorgeous Everett's Cottage tiling scene, but there are so many beautiful options! Choose your personal favorite and join Cathy for a day learning the technique to make your own stunning embroidered work of art. You'll complete a few tiles in class and learn how to assemble them, then stitch out the rest at home. Each one is an investment, but well worth the effort! Fee \$30, design purchased separately.

fast & fun gift ideas



PRECUT FRIENDLY!

BENDY BAG & EYEGLASS CASE ✂️

SATURDAY, JULY 27TH | 10A-1P

Instructor: Melissa Tonkovich

The Bendy Bag from Lazy Girl Designs is the perfect quick and easy project. Sew the zipper in straight, then bend the bag and stitch to create Bendy's adorable funky shape! Finishing 6" x 6" x 3", Bendy is the perfect tagalong for sewing retreats and more. You'll make a bonus eyeglass case with your extra supplies – two projects for twice the fun. Fee \$30.



PRECUT FRIENDLY!

MINI CHARM BAG ✂️

TUESDAY, JULY 9TH | 10A-1P

Instructor: Tina Lewis

This quilted bag is so much fun to make, you won't be able to stop at just one! Fabric choice is easy with a mini charm pack of precut 2-1/2" squares, or cut down fabrics from your stash to stitch together. You'll piece and quilt the squares in class, then learn how quick and easy it is to insert a zipper and make box corners. Pattern provided. Fee \$30.



QUICK CORKY WALLET ✂️

SATURDAY, JULY 27TH | 1:30P-3P

Instructor: Melissa Tonkovich

Cork has become so popular and is fun and easy to sew! Finishing 5" x 3.5", this cute little companion will hold your credit cards, ID, and a little extra for your next trip around town. No hardware or special techniques are required. Pair this class with the Bendy Bag for a full day of sewing! Fee \$20.

SNOW MUCH FUN

IN THE HOOP

by Amelie Scott Designs

These 3 projects and more in one design collection!

KIT PROVIDED



SNOWFLAKE COIN PURSE ✂
 WEDNESDAY, JULY 24TH
 1:30P-4:30P

Instructor: Beth Dague
 The Snowflake Coin Purse is fully-lined, with no raw edges! In this class, you will learn how to add a zipper and fully line your project in the hoop. Fee \$40.

KIT PROVIDED



PENGUIN MUG RUG ✂
 WEDNESDAY, JULY 10TH
 1:30P-4:30P

Instructor: Beth Dague
 Who doesn't love penquins? This mug rug is a perfect project to get your embroidery juices flowing. You will learn to piece and make an envelope backing, all in the hoop. Fee \$40.

KIT PROVIDED



SNOWMAN MINI BANNER ✂
 WEDNESDAY, JULY 17TH
 1:30P-4:30P

Instructor: Beth Dague
 Embellish your Let It Snow mini-banner with mylar for a little extra sparkle. This sweet seasonal hanging will be a wonderful addition to your holiday decorating! Fee \$40.



EMBROIDERY CLUB

KIT PROVIDED

3RD WEDNESDAY EACH MONTH (MAY - JULY)
 DEMO 1:30P-2:30P | STAY & SEW
 2:30P-4:30P

Instructor: Caity Coffin or Beth Dague
 We love embroidery! Join our community of embroidery enthusiasts and explore different projects, tools, and techniques each month in a supportive and fun environment. A full kit (including stabilizer!), unique design, and step-by-step instructions are provided with each class so you can just "grab & sew".

Lecture/demo: Pick up your kit and enjoy a demo, community show & tell, and a monthly door prize. Leave your machine at home! Fee \$75 for 3 months.

Stay & sew add-on: Bring your machine along and get your project done with hands-on guidance in this add-on class. For beginners or anyone who likes to stitch in company. Fee additional \$45 for 3 months.

MAY
 SQUEEZE THE DAY TABLE
 RUNNER by OESD



JUNE
 FLORAL QUILTING TABLE
 RUNNER by OESD



JULY
 SNOWMAN MINI BANNER
 Amelie Scott Designs



SPECIAL TECHNIQUES



STUDIO TUNIC

FRIDAY, JUNE 21ST | 10A-4P

Instructor: Chris Corcoran

Take your layering to a whole new level with this adorable tunic. The deep neckline and low armholes layer easily over most tops. The roomy pockets are perfect to hold all the tools you'll need in the kitchen, studio or garden! This will become a favorite wardrobe staple! Fee \$45.



PATCHWORK JACKET IMPROV

FRIDAY, JULY 19TH & JULY 26TH | 10A-4P

Instructor: Chris Corcoran

Let your creativity soar with this playful patchwork jacket. Choose a favorite quilt pattern (or cut up an old quilt) to create this statement piece for your wardrobe. Your quilted rectangles are made prior to class so you will be ready to start assembling your jacket when class starts! Fee \$99.



PILLOW MAKING BASICS

FRIDAY, AUGUST 23RD | 10A-1P

Instructor: Chris Corcoran

Learn how easy it is to stitch a pillow cover with professional finishes. In class you will make a 14" covered pillow with bias piping and insert a covered zipper. Chris will demonstrate different techniques for finishing the edges and closing the back of pillow covers. Fee \$30.



PRECUT FRIENDLY!

JELLY ROLL RUG 2

WEDNESDAY, AUGUST 7TH | 10A-3P

Instructor: Tina Lewis

A riff on the always popular Jelly Roll Rug, the rectangular version is even a little easier and still the perfect way to update your décor. Tina will guide you through the process of making your strips, stitching them together, and binding the rug all in one class. Although you may not completely finish in one sitting, you'll be well on your way towards a beautiful new accent piece for your home. Fee \$40.



SERGER TECHNIQUES POUCH

WEDNESDAY, JULY 31ST | 10A-4P

Instructor: Judy Sagara

Want to learn decorative techniques with your serger? Then this is the project for you! The Serger Techniques Pouch showcases piping, pintucks, decorative coverhem, rouching and a no show zipper. The front and back panels are a patchwork of textures and thread that you will love creating! Fee \$45.

SPECIAL TECHNIQUES



TUFFET

SATURDAY, JUNE 22ND | 10A-1P AND
SATURDAY, JUNE 29TH | 10A-3P

Instructor: Cathy Shoemaker

This popular class is back again! Using a foundation and simple strip piecing, you too can create this one-of-a-kind beautiful accent piece for your home in only two sessions. With a little homework in between, you'll complete your Tuffet in class. Fee \$60.



ROPE BOWLS

FRIDAY, JUNE 7TH | 10A-1P

Instructor: Chris Corcoran

Rope bowls are all the rage! Tackle 3 small projects in class to see how easy clothesline projects are to create. From stitching a flat coaster, to a circular bowl to an oblong catchall, you'll gain the knowledge you need to create shapes of all kinds and sizes by the end of class. Fee \$30.



GINGER BAG

FRIDAY, JULY 12TH | 10A-4P

Instructor: Melissa Tonkovich

Ginger is a trendy, medium-sized crossbody bag finishing 11" x 10" x 3". Featuring a flap closure, exterior zipper pocket, adjustable crossbody strap, an interior slip pocket, and full lining, you're sure to expand your bag-making skill set with this class. Choose to use cork fabric or vinyl for the accent if you'd like some extra pizzazz! Fee \$45.

KIDS SUMMER SEWING FUN

KIT PROVIDED

School's out! Geared for children ages 7 – 13, our basic sewing classes will build their confidence in a fun, supportive environment. We'll start in June with a fun zippered pouch then move on to a silly monster pillow in July. Kids will pick out their own fabric in class. Fee per session \$50 (includes all supplies and use of machines in class).



KIDS' ZIPPERED POUCH
TUESDAY, JUNE 11TH | 10A-12P

Instructor: Cathy Shoemaker



KIDS' MONSTER PILLOW
TUESDAY, JULY 16TH | 10A-12P

Instructor: Cathy Shoemaker

MASTER YOUR MACHINE

KIT PROVIDED

BABY LOCK IQ PLAYDATE ✂️

FRIDAY, MAY 31ST | 10A-3P

Instructor: Caity Coffin

There is always more to learn and create with Baby Lock IQ Designer! Caity invents a new project each time, so you never do the same thing twice. In class, you'll design your own custom creation using many of the features built into your machine, then stitch it out together. You'll be guided through each step of the process. Fee \$60. Kit included.



BERNINA V9 QUILT LABELS ✂️

THURSDAY, JULY 25TH | 10A-12P

Instructor: Melanie Dodd

Do you want to learn more about your Bernina V9 software? Bring your laptops with the software installed, and Melanie will guide you through the quilt label process! In this lecture/demo class, you will design 3 different quilt labels, showing you how to incorporate lettering, shapes and designs! Fee \$30.



QMATIC BASICS ✂️

THURSDAY, MAY 16TH | 1:30P-4:30P

Instructor: Libby Van Treese

For Bernina QMatic owners – or those dreaming of becoming one – join Libby for an enjoyable and informative afternoon with our in-store QMatic. She will cover the “basics plus” in an interactive format. You'll have plenty of opportunity to get answers to all your QMatic questions and learn something new along the way. Fee \$30.

BERNINA V9 SOFTWARE INSPIRATIONS ✂️ VIDEOS RELEASED ON THE 1ST TUESDAY EACH MONTH

Instructor: Debbi Lashbrook

Dive deep into your Bernina DesignerPlus v9 software with Bernina educator Debbi Lashbrook. Each month, receive a video lecture and demonstration along with exercise handouts you can work through from home. This quarter, you'll start with Back to Basics, then explore Subway Art and Digitizing for Computerized Quilting. Class recordings and handouts will be released on the first Tuesday of each month. Fee \$40 for 4 months (May - August).


STITCHING SISTERS



FIRST TUESDAY OF EACH MONTH | 12P - 4P

The stitching sisters have created and distributed over 30,000 beautiful quilts to chemotherapy patients in the Columbus area, and they are still going strong! Join the Stitching Sisters at Quilt Beginnings the first Tuesday of every month from noon-4pm to help us stitch for a good cause.

MASTER YOUR MACHINE



CREATIVE DESIGNS WITH ARC RULERS ✂

THURSDAY, MAY 16TH | 10A-1P

Instructor: Libby Van Treese

Ruler work continues to be a popular technique for quilting your projects. Join Libby with your pencil, paper and arc ruler and learn to play with designs. You will love all the variations you can create. This class is great for both domestic and longarm machines, as the design work applies to both styles of quilting. Fee \$30.



LONGARM CLUB ✂

SATURDAY, JUNE 1ST & AUG 3RD | 10A-12P

Instructor: Tina Lewis

Quilting is about community, and we are excited to bring back a forum for longarm quilters to learn and share together. Join us the 1st Saturday every other month for a guided topic discussion followed by open Q&A and show & tell. Bring your questions, your successes, and whatever else you'd like to share. Whether you're a longtime longarmer, new owner, or even still just dreaming, we'd love to see you there! Fee \$25 for two sessions.

FUN, Fabulous
FLORIANI

BACK STAGE PASS

FRIDAY, AUGUST 9TH -OR- SATURDAY, AUGUST 10TH | 10A-4P

Instructor: Laurie LaGrange

This event is one you don't want to miss! Join Laurie from Floriani in a lecture/ demo event featuring embroidery techniques from start to finish to take your stitch outs from stock to STUNNING! From professional quality hooping, stabilization and proven steps for success to evaluating designs for customization and fabric compatibility. Each attendee will receive supplies for each embroidery exercise, an embroidery design gift card and event embroidery design assortment. Lunch provided. Fee \$49.



Zippers in the hoop! Applique another way! Hooping Matters!



Save to Sew!
Add color stops!
Add Hi-Loft, textures, and text!



Customize your designs!
Alternate applique!
Patch-work!



Free-standing lace!
Mylar lace!
Rainbow lace!










MAY 2024

S	M	TUE	WED	THUR	FRI	SAT
28	29	30	1	2	3	4
5	6	7 Bernina V9 Release Stitching Sisters 12P - 4P	8	9 Christ Child 10A - 1P	10	11
12 Mother's Day	13	14	15 Quilting ABC 1 ☀️ 10A - 1P Embroidery Club 1:30P - 2:30P Stay & Sew 2:30P - 4:30P	16 Designs with Arc Rulers 10A - 1P QMatic Basics 1:30P - 4:30P	17-18 IN-STORE RETREAT	
19	20	21 Jelly Beans Quilt 10A - 4P	22 Quilting ABC 2 ☀️ 10A - 1P	23	24	25
					EDGE-TO-EDGE PRO	
26	27 Memorial Day	28	29 Quilting ABC 3 ☀️ 10A - 1P	30 Queen of Diamonds 10A - 12P	31 IQ Playdate 10A - 3P	







JUNE 2024

S	M	TUE	WED	THUR	FRI	SAT
						1 Longarm Club 10A - 12P
2	3	4 Bernina V9 Release Stitching Sisters 12P - 4P	5 Quilting ABC 4 ☀️ 10A - 1P	6 Edelweiss Quilt 10A - 3P	7 Rope Bowl 10A - 1P	8 Rotary Cutting Basics 1:30P - 2:30P
9	10	11 Kid's Zippered Pouch 10A - 12P Grad ABC 1 Quilty Stars 5P - 8P	12 Quilting ABC 5 ☀️ 10A - 1P	13-14 HEART OF AMERICA		15
16	17	18	19 Quilting ABC 6 ☀️ 10A - 1P Embroidery Club 1:30P - 2:30P Stay & Sew 2:30P - 4:30P	20	21 Studio Tunic 10A - 4P	22 Tuffet 1 10A - 1P
23	24	25 The Violet Quilt 10A - 4P Grad ABC 2 Quilty Stars 5P - 8P	26 Quilting ABC 7 ☀️ 10A - 1P	27 Paper Piecing Basics 1P-4P	28	29 Tuffet 2 10A - 3P
30						

JULY 2024

S	M	TUE	WED	THUR	FRI	SAT
	1	2 Bernina V9 Release Stitching Sisters 12P - 4P	3	4 CLOSED 	5	6
7	8	9 Mini Charm Bag 10A - 1P Quilting ABC 1  1P - 4P Quilting ABC 1  5P - 8P	10 Penguin Mug Rug 1:30P - 4:30P	11 Peace on Earth Wall Hanging 10A - 4P	12 Ginger Bag 10A - 4P	13 Tiling Scene 10A - 1P
14	15	16 Kid's Monster Pillow 10A - 12P Quilting ABC 2  1P - 4P Quilting ABC 2  5P - 8P	17 Snowman Mini Banner 1:30P - 4:30P Embroidery Club 1:30P - 2:30P Stay & Sew 2:30P - 4:30P	18 Twin Stars Bloc- Loc Table Runner 10A - 4P	19 Patchwork Jacket Improv 1 10A - 4P	20 Reflection Bargello 10A - 4P
21	22	23 Quilting ABC 3  1P - 4P Quilting ABC 3  5P - 8P	24 Snowflake Coin Purse 1:30P - 4:30P	25 Bernina V9 Quilt Labels 10A-12P Grad ABCs Constance 1 1P - 4P	26 Patchwork Jacket Improv 2 10A - 4P	27 Bendy Bag 10A - 1P Cork Wallet 1:30P - 3P
28	29	30 Quilting ABC 4  1P - 4P Quilting ABC 4  5P - 8P	31 Sergers Pouch 10A - 4P			
31						

AUGUST 2024

S	M	TUE	WED	THUR	FRI	SAT
				1 Grad ABCs Constance 2 1P - 4P	2 IN-STORE RETREAT	3 Longarm Club 10A - 12P
4	5	6 Bernina V9 Release Stitching Sisters 12P - 4P	7 Jelly Roll Rug 2 10A - 3P	8	9 FLORIANI BACK STAGE PASS	10 FLORIANI BACK STAGE PASS
11	12	13 Quilting ABC 5  1P - 4P Quilting ABC 5  5P - 8P	14 T-Shirt Quilt 1 10A - 1P	15 Storm Front 1 10A - 1P	16 DEB STRAIN TRUNK SHOW	17 Interwoven Quilt 10A - 4P
18	19	20 Quilting ABC 6  1P - 4P Quilting ABC 6  5P - 8P	21 T-Shirt Quilt 2 10A - 1P	22 Storm Front 2 10A - 1P	23 Pillow Making Basics 10A - 1P	24 Binding Basics 10A - 12P Machine Applique 1P - 3P
25	26	27 Quilting ABC 7  1P - 4P Quilting ABC 7  5P - 8P	28 Stitched With Love 10A - 3P	29 Storm Front 3 10A - 1P	30	31
				* Storm Front 4: Thursday, September 5 TH 10A-1P		

SHOP POLICIES

CLASS POLICIES

Pre-registration is a must. Class fees are required to register. Be sure to pick up the items on your supply list prior to class, so you can be prepared to start at once. Please be aware the instructors are helping you learn a technique and you may not complete your project in class.

REGISTER FOR CLASSES ONLINE, BY PHONE, OR IN PERSON

Class registration is easy with our online registration process. Visit quiltbeginnings.com and click on classes. You can register directly from there, call us to secure your enrollment with a credit card over the phone or stop in to register in person.

CANCELLATION POLICY

Many of our classes have wait lists. To receive store credit for any cancellation, we must be notified 72 hours in advance so we may offer your space to another student.

MACHINE SERVICE AND REPAIR

With two factory-certified technicians on site, we service all brands and models. General servicing includes cleaning, oiling and basic adjustments. Estimates will be given for more serious problems or when parts need to be ordered. No appointment is necessary.

GIFT CARDS

Gift cards are available for purchase. Tell your friends and family they can find the perfect gift for you at Quilt Beginnings!

BIRTHDAY DISCOUNT

Shop within 7 days of your birthday and receive 20% off your fabric purchase! Discount applied to fabric on bolts only. Kits, fat quarters, and sale fabric are not included.

BUZZ CLUB 2024 MEMBERSHIP COMES WITH BENEFITS

All Buzz Club members receive a 2024 tote bag, a coupon book worth \$125 in savings, the ability to earn \$25 shopping sprees, and receive one free fat quarter per visit. Only \$49 to join for the year.

OUR CUSTOMERS COME FIRST

Receive help and assistance right from the start — in person or on the phone. There is no question too large or too small for anything you need to know about sewing.

REFUND POLICY

We will gladly refund your money in full within 7 days of purchase if you are not completely satisfied with your purchase.



Join the **BUZZ CLUB!**

Enjoy the perks of becoming a member!



- 1 FREE BUZZ CLUB TOTE**
Receive an exclusive Buzz Club tote bag. Bring this with you when you shop to take advantage of the savings.
.....
- 2 \$125 IN COUPONS**
Receive a coupon book with \$125 in savings! You can redeem one coupon per visit any time during the year.
.....
- 3 FREE FAT QUARTERS**
Every time you shop in-store with your tote, you'll earn a FREE fat quarter on your way out.
.....
- 4 EARN \$25 SHOPPING SPREES**
For every 5 purchases over \$25, you will earn a \$25 shopping spree! Track your progress with a punch card! Limit one punch per day.



Join today for only \$49 and save all year long!



STORE HOURS

Tuesday - Friday **10A - 5P**
Saturday **10A - 3P**
Closed Sunday & Monday

OUR INFO

6591 Sawmill Rd.
Dublin, OH 43017

info@quiltbeginnings.com
614.799.2688