

post & porch

Standing Tall Planter

Product Template and installation aid

Package Contents:

- 1x - 31" x 7" x 3" planter
- 4x - 2" mounting screws
- 4x - wall anchors

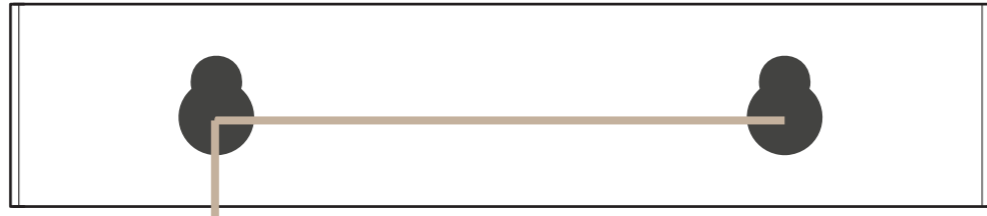


Step by Step Installation:




postandporch.com/pages/installation

This template is printed to scale.
Use template to measure distance between mounting screws.



3" from center of one mounting screw to the other (horizontal).

26" from center of one mounting screw to the other (vertical).



post & porch

Standing Tall Planter

Product Template and installation aid

Package Contents:

- 1x - 31" x 7" x 3" planter
- 4x - 2" mounting screws
- 4x - wall anchors

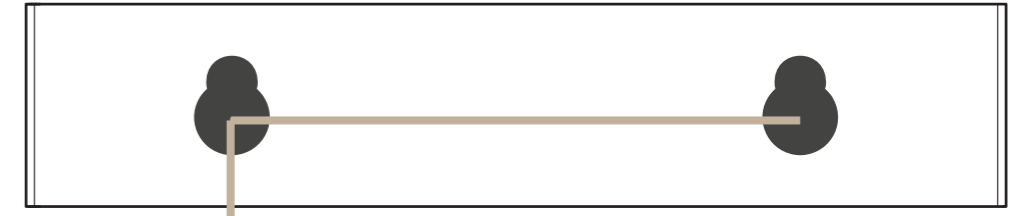


Step by Step Installation:



postandporch.com/pages/installation

This template is printed to scale.
Use template to measure distance between mounting screws.



3" from center of one mounting screw to the other (horizontal).

26" from center of one mounting screw to the other (vertical).

