

Step 1: Select the tags that you wish to customize and order from the product page.

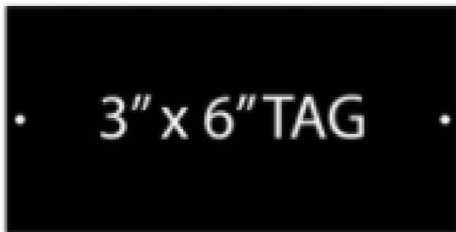
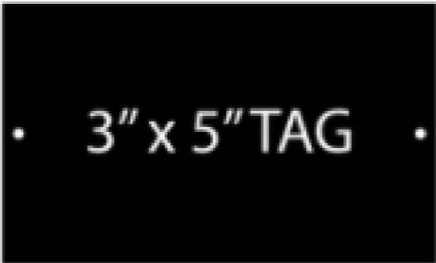
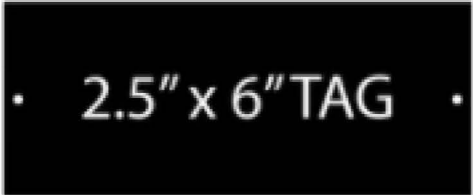
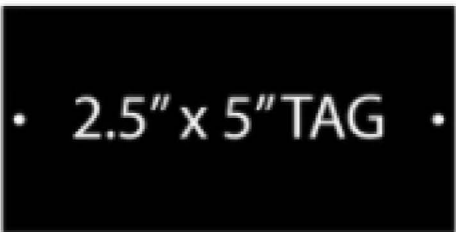
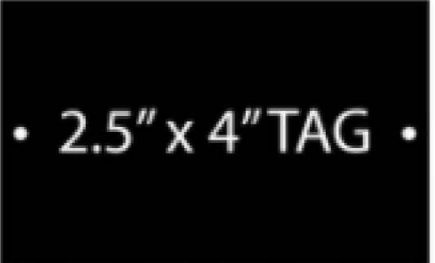
ELECTRICAL/HVAC TAGS

FILTER BY

All

SORT BY

Best selling


				
Engraved Electrical Panel/HVAC Labels 3" x 6" From \$13.59	Engraved Electrical Panel/HVAC Labels 3" x 5" From \$10.89	Engraved Electrical Panel/HVAC Labels 2.5" x 6" From \$10.69	Engraved Electrical Panel/HVAC Labels 2.5" x 5" From \$9.89	Engraved Electrical Panel/HVAC Labels 2.5" x 4" From \$9.09



Edit collection

Customize





Pay in full or in 4 interest-free installments for orders between \$50 and \$3000 with [shop Pay](#) [Learn more](#)

COLOR ADHESIVE BACKING

Black/White No

MOUNTING HOLES QUANTITY

4-Holes - 1 +

Minimum Qty	Discount
Buy 10 +	35% Off
Buy 25 +	40% Off
Buy 50 +	45% Off
Buy 100 +	50% Off

CUSTOMIZE

Step 2: Select the options for your tags (color, adhesive, mounting holes, quantity), and click the 'Customize' button to load the product customizer.

*If you are ordering multiple tags, with variable text, or data (serializations, etc), order the total quantity of tags that you will require, and customize a single tag to place your order. You can send us an email after your purchase that contains all of the data for your tags or, alternatively, you can download the pre-formatted .csv spreadsheet, fill it out, and submit it after your order has been placed.


If multiple tags are required, with variable text/data, download [this .csv file](#), fill in the fields with your own data, and email the file to sales@craftworksnc.com with your order number in the subject line!




Step 3: When you open the customizer, you should see the following prompt to select a pre-designed template.

- 
- 
-  Undo
-  Redo
-  Reset

Please choose one of the pre-designed templates

All categories 



Line 1

Line 1
Line 2
Line 3
Line 4
Line 5

Line 1
Line 2
Line 3
Line 4

Line 1

Line 1

Line 1
Line 2



bels 3"
x 5"

Qty: 1
d. ai files

-  SHARE
-  SAVE DESIGN
- 

 ADD TO CART



Step 4: The templates are linked to the available mounting hole variants, and we only provide up to 5-Line presets. More lines can be added if needed, you will just need to add them manually in the customizer. Since we set this example up with a 4-Hole option, we will select the categories under 4 Holes in the pre-designed templates.

Please choose one of the pre-designed templates

All categories

All categories

4 Holes

1-Line

5-Lines

4-Lines

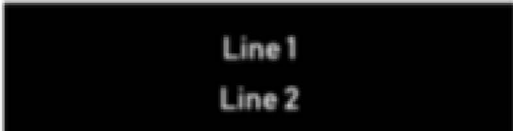
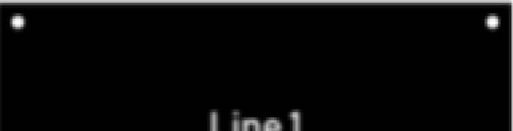
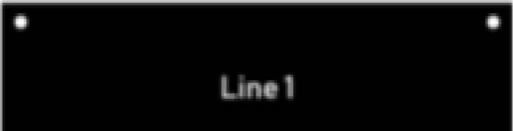
3-Lines

2-Lines

No Holes

5-Lines

If you don't select the pre-designed category that matches the option selected in the product page, it will not load correctly initially. (Skip ahead to Step 7 if this happens to you)



bels 3"
x 5"

Qty: 1


d. ai files



Step 5: Selecting the menu option will filter out the choices, and present you with a preview of the selected option. Note that the preview image shows a tag, with 4 holes, and we have selected the 5-Line layout template. This corresponds with the 4-Hole mounting option that was selected from the product listing page.

Please choose one of the pre-designed templates

5-Lines



Undo



Redo



Reset



Labels 3"
x 5"

Qty: 1



SHARE



SAVE DESIGN



ADD TO CART

Click 'PDF/EPS/AI' button to upload pdf, eps and ai files

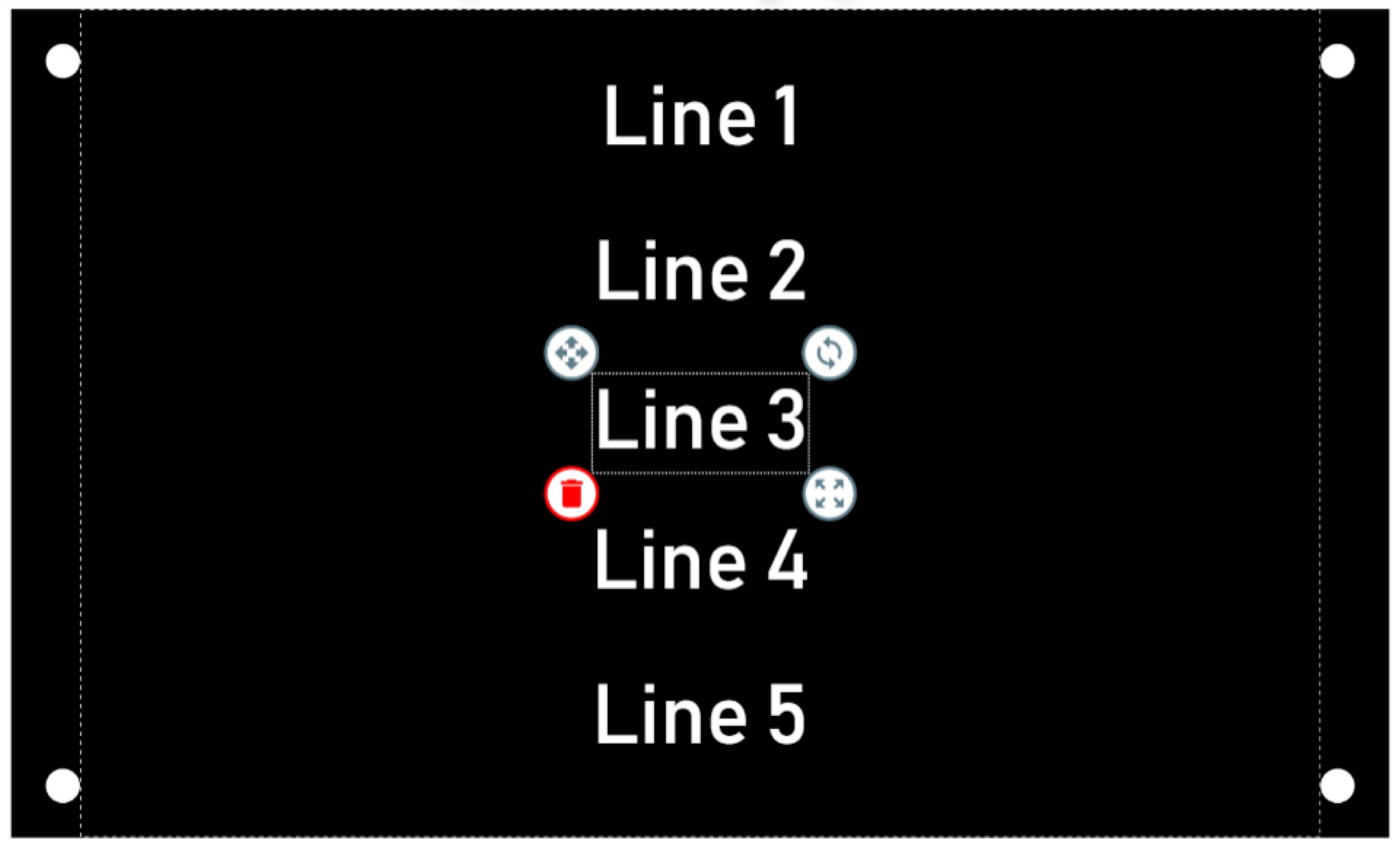
Step 6: The selected template will load, and you will have full control over the editing at this point.
The stock font set for all of the pre-formatted design layouts is 'Bahnschrift'

Colors in use

Undo

Redo

Reset



PLAIN TEXT TEXT ART

Line 3

Font Bahnschrift

Curved Textbox Style

Color

Font Size 120.00

Horizontal Alianment

Add more text

At this point, you can fully customize the tags, however, if you were ordering multiple tags with variable text/data, you can save time by setting a single design, creating the order, then supplying us with the list of tags separately via email once your order has been placed.

Engraved Electrical Panel/HVAC Labels 3" x 5"
\$10.99




SHARE SAVE DESIGN

ADD TO CART



Step 7: If you loaded the pre-formatted design incorrectly, or it does not load into the customizer app, you can load the template manually by selecting the 'Pre-made designs' option in the menu.



Undo

Redo

Reset

Pre-made designs




Clipart and images



Text



Pre-made designs



My gallery



Product variations



My saved designs



Engraved Electrical Panel/HVAC Labels 3"

x 5"

\$10.99



SHARE



SAVE DESIGN




ADD TO CART



4-HOLES



Step 8: Simply select the layout that matches the layout you want from the images, or use the dropdown menu to filter out the one you want to use.



Undo



Redo



Reset






> PRE-MADE DESIGNS

All categories



Search by name



Engraved Electrical Panel/HVAC Labels 3" x 5"
\$10.99



SHARE



SAVE DESIGN



ADD TO CART



4-HOLES

Step 9: Using the dropdown menu, you can find the pre-set design for the variant that you want to load, and bring it into the customizer.




Undo



Redo



Reset



> PRE-MADE DESIGNS

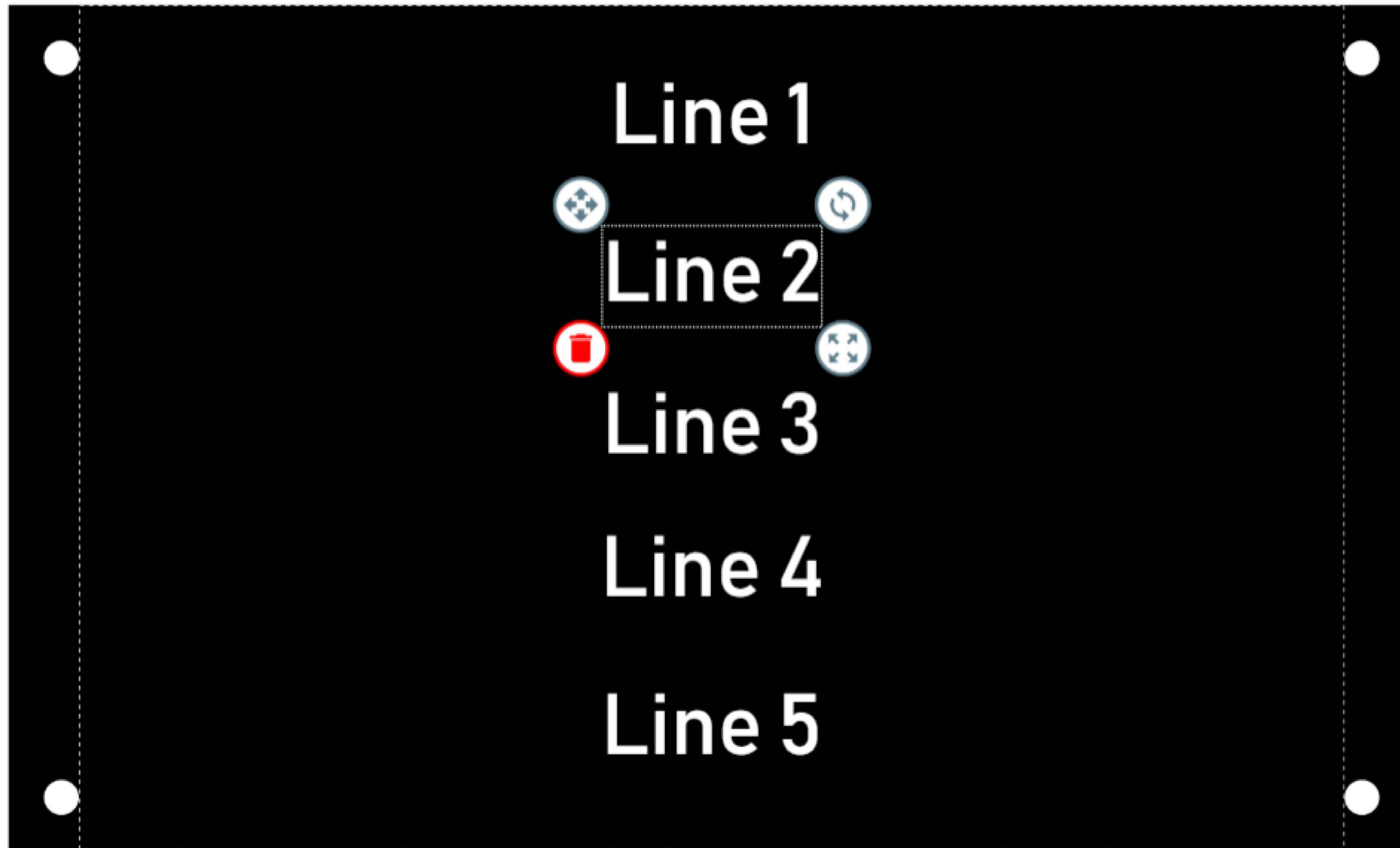
5-Lines



Search by name



Step 10: The pre-set design will load into the customizer, and you have full control to edit as desired!



Colors in use



PLAIN TEXT


TEXT ART

Line 2

Font

Bahnschrift

Curved



Textbox



Style

B

I

Color



Font Size

120.00

Horizontal Alianment

Add more text

Engraved Electrical Panel/HVAC Labels 3" x 5"

\$10.99

SHARE

SAVE DESIGN



ADD TO CART