

Special Precautions & Directions

Retractable Belt Leash

alcott
Turn your walks into adventures.



Because this leash is retractable, it requires special precautions to reduce the risk of injury. Read this pamphlet before using your leash and save it for future reference.

To obtain additional copies of this pamphlet please contact us at 1-513-874-5383 or our web site at AlcottAdventures.com.

REPAIRS

Do not attempt to repair this leash. Do not open the leash housing. The leash housing contains a pre-wound spring that can cause injury if opened. See **Limited Warranty**. Opening the housing will void the limited warranty.

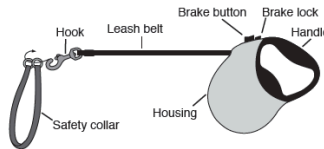
LIMITED WARRANTY

This Alcott® retractable dog leash (including all parts) is warranted by the manufacturer for a period of one year from the date of purchase to be free from defects in materials and workmanship as originally supplied by the manufacturer. This limited warranty is extended only to the original purchaser. In the event of a defect, either return the leash to the place of purchase or send it with your purchase receipt to the address mentioned below. This limited warranty will not apply to broken, damaged, or frayed leash belts caused by dog chewing, rough surfaces, or other misuse or abuse.

Distributed by PAW - Pet Adventures Worldwide • West Chester, Ohio 45014
1-513-874-5383 or visit www.AlcottAdventures.com

Directions

INSPECT LEASH AND COLLAR BEFORE EACH USE

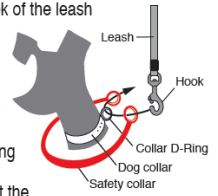


Make sure that all parts of the leash and your dog's collar are in good condition and are not damaged, frayed, or broken. If any part of the leash or your dog's collar are damaged, frayed or broken, do not use the leash.

ATTACHING THE LEASH

- Always use the enclosed safety collar in addition to your dog's collar as illustrated. The safety collar prevents snap-back if the dog's collar or the hook breaks, or if the leash disconnects from your dog's collar.

- Attach the hook of the leash to the D-ring of your dog's collar. **Never attach it to your dog's ID tag ring.** That ring is not strong and will break.
- Make sure that the hook is fully closed and securely attached to the D-ring on your dog's collar.



DETACHING THE LEASH

Make sure your dog is under control. Fully retract the leash before detaching it.

WHAT TO DO IF BELT GETS WET

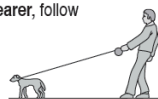
Pull the belt out of the leash housing as far as it will go and lock the brake. Leave it to dry overnight in a place that is out of reach of children. When the belt is dry, carefully and slowly retract the leash to keep it under control.

USING THE LEASH

Always hold the leash by the handle, **never by the belt**. Never tie leash around a tree, pole, or any other object.



To bring your dog nearer, follow these steps and **never touch the belt**.



a. Extend your arm forward and press the brake button.



b. Step toward your dog and at the same time bring your arm to your side.



c. Release the brake button and swing your arm towards the dog and press the brake button again.



To stop the leash, press the brake button.



To lock the brake, press the brake button and draw back the lock button.



To release the brake lock, push the lock button forward.



cuts. Cuts and burns are more likely if the belt wraps around any part of the body.

- Avoid contact with the belt and never let it wrap around any part of your body.
- Do not allow slack to build up in the belt – you might get tangled in the slack.
- Do not touch the belt if the belt wraps around you. Turn around or pass the handle from one hand to the other to unwrap yourself. (See "Finger Amputation and Fractures")
- If you want to further reduce the risk of cuts and burns, you can wear long sleeves and pants to protect your arms and legs.

FINGER AMPUTATION AND FRACTURES


If the belt wraps around fingers or catches on a ring, a hard pull on the leash can amputate fingers or break bones.

- Avoid touching the belt when the leash is attached to your dog and never let the belt wrap around hands or fingers.



- Do not hold the belt.
- Do not grab the belt to control your dog.
- If the belt gets entangled in a bush or other object, gain control of your dog before disentangling it. Do not touch the belt if your dog can pull on it.
- If you want to further reduce the risk of finger amputation and fractures, you can take off any rings and wear sturdy gloves.

EYE AND FACE INJURIES



If the leash or your dog's collar breaks, or if the leash disconnects from your dog's collar, the belt and hook can snap back with enough force to cause serious eye damage, broken teeth, cuts, and bruises. If the belt is under enough tension, this can happen even when the leash is locked.

- Follow instructions for inspecting, attaching and detaching the leash in the "Directions"

Special Precautions

Who can use this leash?

This leash should only be used by responsible people who have read and can follow all of these precautions. Anyone who uses this leash must be able to control the dog and watch the dog closely at all times to keep it from running off or wrapping anyone in the belt. Keep out of reach of small children. Never let anyone play with this leash.

Is this leash right for your dog?

- Do not use this leash with a disobedient or uncontrollable dog, since they are more likely to wrap the belt around people or to run off at high speeds.
- Only use this leash with a dog that does not exceed the weight limit listed on the leash.
- Even small dogs can pull hard enough to injure you, particularly because the length of the leash allows dogs to run and build up speed. Follow all of these precautions even with a small dog.

portion of this pamphlet.

- Put the safety collar around your dog's neck and attach the hook of the leash to the D-ring of your dog's regular collar. The safety collar prevents snap-back if the dog's collar or the hook breaks, or if the leash disconnects from your dog's collar.

FALLS



Because the Alcott® leash is longer than regular leashes, your dog can build up more speed and pull on it harder, possibly pulling you to the ground.

- If your dog starts running away from you, immediately press the brake button to keep your dog from building up too much speed. If your dog has already built up speed, you will be pulled when you hit the brake or if the dog reaches the end of the leash.
- Do not allow slack to build up in the belt – your dog may run and build up speed until the slack runs out, suddenly pulling you.
- Have secure footing. Do not use the

Consider where you will go

You can use the Alcott® retractable leash anywhere you would normally go with your dog. However, the leash is designed to give your dog more freedom while on a leash. For example, if you go to the vet, groomer or any crowded place, you cannot give your dog the additional freedom. You need to have the leash fully retracted and the brake locked. (Please refer to paragraph "Injury to Bystanders"). You may want to consider using a regular, non retractable leash in these circumstances.

Use this leash only as intended

- Follow the "Directions" section in this pamphlet.
- Never attach more than one dog to the leash. Never use more than one Alcott® leash at a time.
- Never attach any accessories to the leash housing unless they are sold or approved by Alcott®.

CUTS AND BURNS

If the belt runs across your skin, it can cause abrasions (like a rope burn) or severe

leash while on wheels (for example, a bicycle, skateboard or roller blades).

INJURIES TO BYSTANDERS



Bystanders are at risk of all of the injuries described in this pamphlet. In particular, they can be cut by the belt if they contact it or if it wraps around them. They might also trip on the leash. Bystanders include runners, people on skates or cyclists ... Pay special attention to these bystanders as they may approach at high speeds.

- Be aware of bystanders. They might not notice the belt. Control your dog and keep the belt away from them.
- When around other people or animals, shorten the leash and keep your dog at your side with the leash locked.
- Avoid using the Alcott® leash near small children, including children in strollers.
- If the belt gets wrapped around someone, tell them not to touch the belt. Gain control of your dog and do not touch the belt if your dog can pull on it.