



Instructions

What is Bingo Singo

BINGO SINGO is Bingo with songs. Instead of using numbers (like in typical Bingo), we use songs. You will need a video conferencing platform (Facetime, Zoom, etc.) We think Zoom is the best option for playability and sound. You can download a free Zoom account here: <https://www.zoom.us/pricing> but the free version only allows for 40 min sessions. Zoom allows you to play music through your computer for all your players to hear. If you want to use another platform (Facetime or Hangout) make sure you have an external Bluetooth to be able to share the songs loudly for your players to hear.

We will send you a Spotify playlist and 15 individual cards. Make a list of your friend's names and the card number you gave them, so you don't send the same card to two people. Each player should have a different card. You will need to send your friends an email or text with the Zoom or video conference details and their individual cards. Once you done have that, you are ready to play Bingo Singo! Here is an example email:

Thanks for joining our virtual Bingo Singo PARTY! Its Bingo, but instead of numbers we are playing with 90's hits!

The game starts at 8:30pm CST on our zoom link <https://.zoom.us/j/9513128492>. If you don't have zoom it will prompt you to download it. Do it - it's free!

Attached is your Bingo Singo Card. If you have a printer it would be best to print out, but if not, you can use your phone or your a 2nd device to view the card.

First one to get Bingo WINS!!!

Hosting the Game (*Host reads before you play*)

The role of the host is critical in Bingo Singo as the host controls the music and the pace of the game. Here are the key steps for the host to do:

1. **Rules** - Explain the game to the players. Read the How to Play section to your players once they all get on. After a couple of songs, check in and see if anyone has questions.
2. **Pace** - You control how long or short the songs are played. We have created a unique playlist with songs that most players will be able to recognize right away. At first, we recommend letting the song play to the chorus, so all can search their

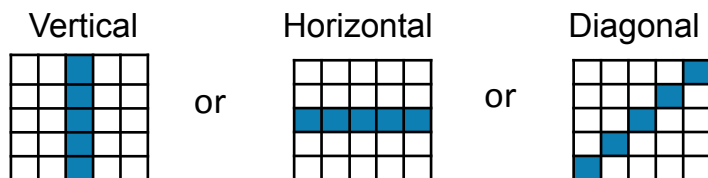
cards, find the songs, and understand how the game is played. Once they get the gist of it, all the control is up to you. We guarantee your players will start singing and dancing, and that's when the game gets even better.

3. **Trivia** – We created some trivia for you to throw in as you feel, some are associated to a song, and some are associated to the decade. Sprinkle through as you wish. We found that it is best practice for each player to have use a piece of paper to write the answers and hold up their answers to their cameras.
4. **Dance Off** – All Round 1, have a dance off with your players. Pick an iconic dance song and get each player to dance. Votes get taken via the chat box. Winner gets to pick a free square of their choosing!
5. **Speed Round** – To speed up the game or make it harder, you can implement a speed round. Play only the first 10 secs of the song and then move on the next song.
6. **Random Songs** – We use a shuffled playlist, so the songs come in random order, so there is no cheating or favoritism. It's just pure luck.


How to Play *(Read to Players)*

BINGO SINGO is played in three rounds and you will use the same card for all three rounds. First, we will play traditional Bingo, with the goal of getting a straight line horizontally, vertically, or diagonally. When a song is played, check your card to see if your card has the name of the song. If so, mark it out on your card. Whomever gets BINGO first yells "BINGO SINGO," and wins the first round. Next round (still using the same original card) is four corners. First person, to get four corners wins the 2nd round. And the final round is blackout. Still using your original card, the first person to get each square on their card completely marked out wins! If you are frustrated for not winning the first two rounds, stay engaged and keep marking as many squares as possible for the final round. Once a player wins, the host will check and make sure they did in fact get a BINGO SINGO! There will be different mini-games sprinkled through the Bingo Singo game, like Trivia, Dancing, and a Speed Round so be ready for those.

Round 1: Traditional Bingo



Round 2: Four Corners

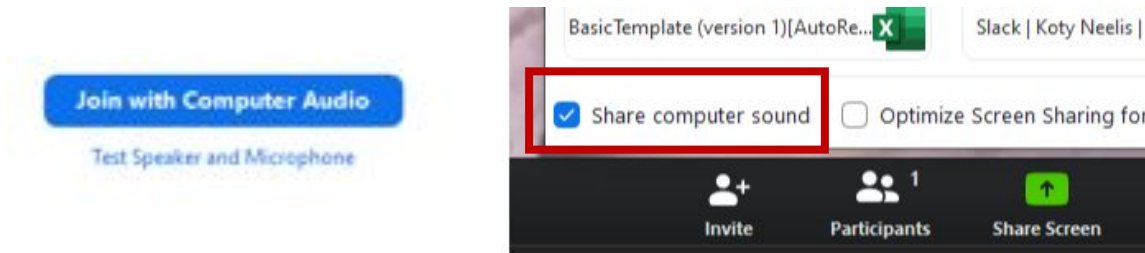


Round 3: Blackout



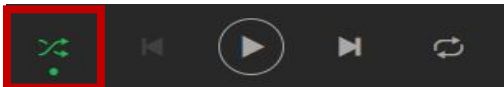
How to Use Zoom

We like using Zoom for this game as it has the best sound quality for the players. Once you have downloaded Zoom and have sent out the email to your players with the Zoom link, open your video conference. Make sure you click the join Video and Computer Audio (see below). Share your screen using the GREEN button on the bottom task bar and make sure you click the “Share computer sound.”



How to Start the Playlist

Go to your playlist on Spotify. If you are not using ZOOM, make sure you have a good Bluetooth speaker connected to your device for the sound. Before playing the music make sure the Shuffle control (outlined below) is clicked and green as this determines the game. Once green, press play and start playing the game. Once the players know the song (usually after the chorus) you can forward onto the next song. As the host, you can control how long a song is played. Trust us it will get easier as the game goes on. Feel free to tell the players the name of the song if they don't know.



Send Us Your Videos!

Most importantly, HAVE FUN!!! This game is a fun way to connect with your friends and family. Watch them dance, sing, remember old memories and create new ones. We cherish any pics or videos so don't hesitate to send to our team, or post on social media.