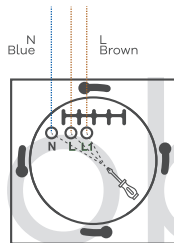


Connecting product

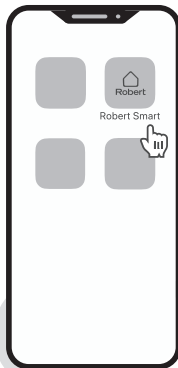
1




install switch in flush box
in the wall



2

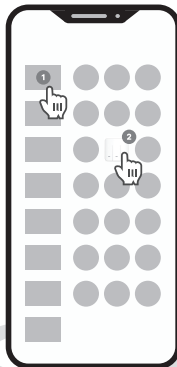


3



Due to constant development, our App design and functionality might be different after updates. Please adjust accordingly or visit robertsmart.com (v01)

4



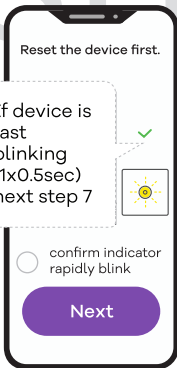
1

Electrical

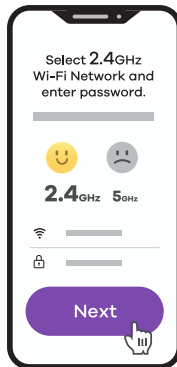
2

Switch
(Wi-Fi)

6

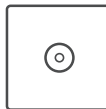


5



1

hold 5sec
to reset

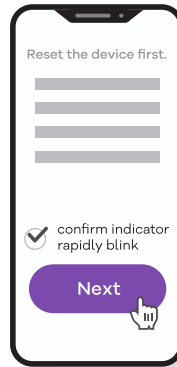


2

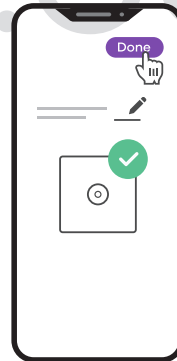
blinking
1x 0.5sec




7



9



8



For Your convenience we strongly recommend to rename your product. Please choose intuitive description