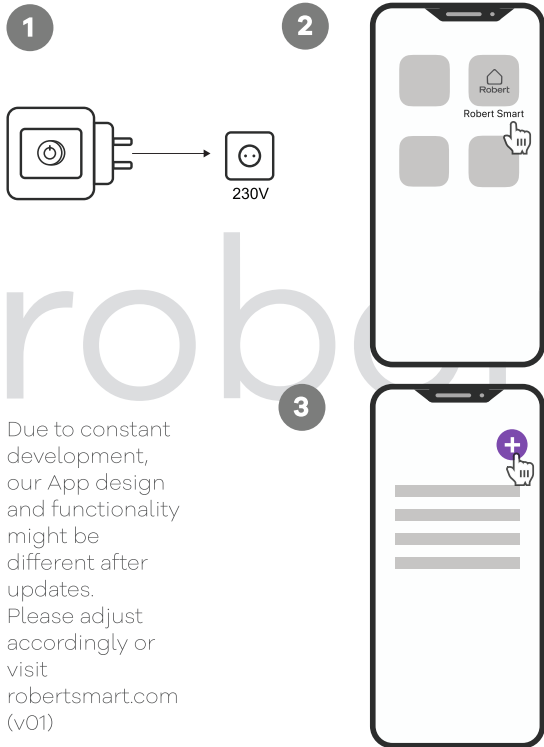
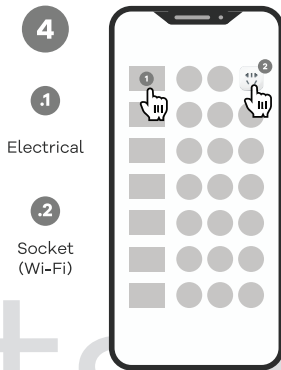


Connecting product



Due to constant development, our App design and functionality might be different after updates. Please adjust accordingly or visit robertsmart.com (v01)

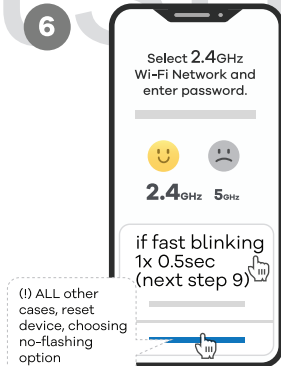


1

Electrical

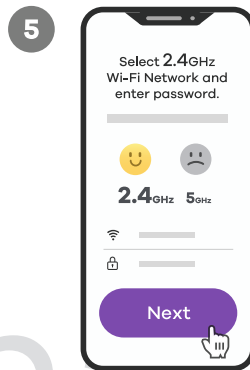
2

Socket
(Wi-Fi)



6

(!) ALL other cases, reset device, choosing no-flashing option (next step 7)



5

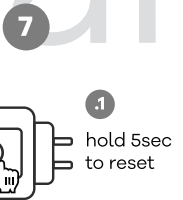
Select 2.4GHz
Wi-Fi Network and
enter password.



2.4GHz 5GHz



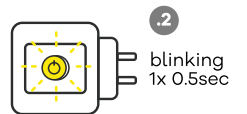
Next



7

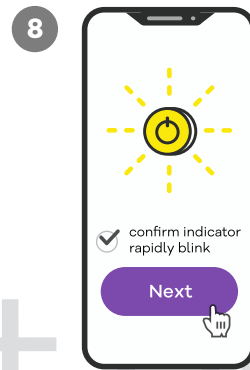
1

hold 5sec
to reset



2

blinking
1x 0.5sec

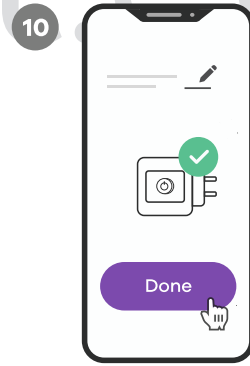


8



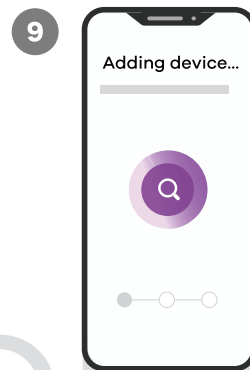
confirm indicator
rapidly blink

Next



10

Done



9

Adding device...



For Your convenience we strongly recommend to rename your product. Please choose intuitive description