

BIGTILT

BY WELLPUTT



**THE ULTIMATE GAME-CHANGER
IN PUTTING TRAINING**

« Golf is a unique game and putting represents the biggest opportunity for players to improve their score. 45% of the strokes that we take are strokes made with a putter. »

Cameron McCormick, golf coach of Jordan Spieth



THE JOURNEY BEGINS

WELLPUTT HISTORY

The story began in 2010 in a little town in France at the home of Boris Pansart, the founder and creator of Wellputt. Boris had invited some Tour players to his home, and for the entertainment, he organized some putting games in his living room. While the guests were putting, his 5-year-old daughter came into the room and started drawing circles and lines on the carpet with her chalk pastel set, and that's when it all clicked.

Today, thanks to Boris's innovative vision and golf knowledge, Wellputt has established itself in the Golf World as the brand you can trust to take your putting game to the next level.

THE WELLPUTT CONCEPT

#1 IN PUTTING TRAINING

Wellputt's concept is to help players get better at golf, specifically in the "art of putting." Our innovative training concepts connect the dots to your success by combining the science of putting with the essential elements of performance in a unique, fun, and efficient training process that assist golfers in building the 3 key pillars of successful putting; Technique, Feel, and Performance.

If you are serious about lowering your golf scores, Wellputt's training solutions are the "game-changers" you've been looking for. Tested and approved by Cameron McCormick, coach of Jordan Spieth; you can bet your bottom dollar; they are good!





BIGTILT

BY WELLPUTT

WHAT?

YOUR PUTTING SOLUTION

The BigTilt putting platform is your complete putting training solution that will help you develop green reading skills and a Tiger-like "Make-it-mindset" by training your feel and vision on various slopes from 0% to 5% alongside a Well-line projection system that projects three different lines of break according to 3 different speeds and much more.

WHY?

ENHANCES PUTTING FUNDAMENTALS

World-class putting performances don't just happen; they are developed through proper practice. Training on the BigTilt will develop your green reading skills and improve your accuracy and consistency in putter aim, stroke path, and distance control, which equates to you making more putts.

WHO?

FROM BEGINNER TO ADVANCED GOLFER

Whether you are a beginner or an accomplished professional, the BigTilt putting platform is for you. It's the ideal tool to reproduce real-life game situations for effective putting training, training you can take to the course.



BIGTILT

BY WELLPUTT





BigTilt XL Pro

Green size : 16.4x6.6ft / 5x2m
Total size : 17x9.8ft / 5.2x3m




BigTilt L Pro

Green size : 13.1x6.6ft / 4x2m
Total size : 13.8x9.8ft / 4.2x3m



BigTilt M Pro

Green size : 9.8x6.6ft / 3x2m
Total size : 10.5x9.8ft / 3.2x3m

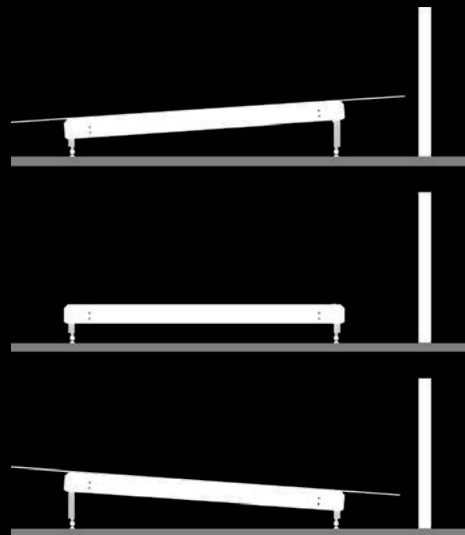


Well-Line Technology is the new high-tech product from Wellputt. It's a putting training program with four-level drills to upscale your skills, assisted by light projections, which indicate ideal lines of break, start line, target line, and more.

Coupled with the BigTilt's adjustable platform, this new training concept challenges you in real-life game situations with sidehill, uphill, and downhill putts. The Well-Line system indicates a line of break, and as you match the ideal pace to the break, your confidence will increase as you see more and more putts drop in the cup, allowing you to take your performance to the course.



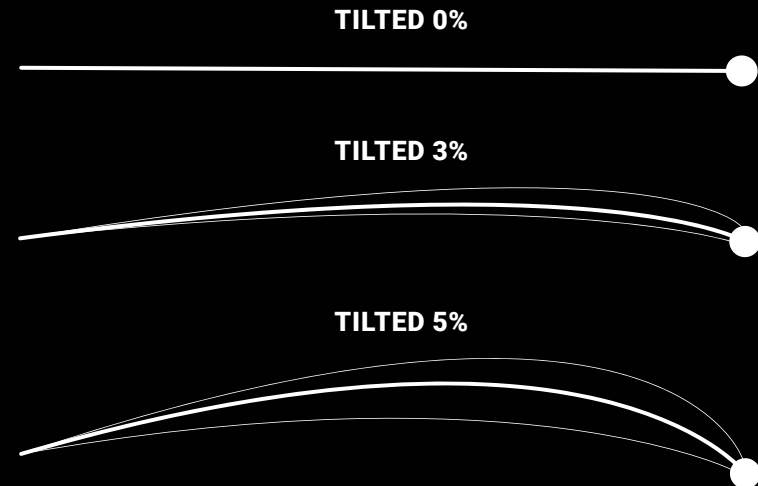
The Well-Line projection system performs optimally in a low-light environment, so when the moment is right, make sure and turn the lights down low for a memorable performance.



TILTED 5% (max)
Right / Left

TILTED 0%
Flat


TILTED 5% (max)
Left / Right



TILTED 0%

TILTED 3%

TILTED 5%



AGRESSIVE LINE

The most direct and fastest line

WELLPUTT LINE

*The good zone / The best chance
to succeed in one putt*

FALL IN LINE

The safest line for second putt



BIGTILT

BY WELLPUTT

THE TILTING PLATFORM

DEVELOP YOUR VISION AND FEEL

The BigTilt's platform is remotely controlled through the BigTilt Pro Max app. Just download the app, connect and let the training begin. You can choose a slope and pick the lines to improve your visualization, alter the starting point and change the hole to train your feel on different distances.

THE WELL-LINE

IMPROVE YOUR PUTTING TECHNIQUE

If you are interested in training your technique, the Well-Line technology is a dream come true. This line projection system displays technique-specific putting drills to improve the quality and consistency of your stroke.

THE TRAINING FEATURES

TRAIN TO PERFORM WHEN IT MATTERS MOST

With the BigTilt Pro Max training App, you can access a buffet of features and exercises that focus on the key aspects of putting to help you practice specifically for an overall putting improvement in technique, feel, and performance. Train freestyle or run the training program; either way, you'll be rolling the rock like a pro!





LINE OPTIONS

VISUALIZE YOUR PUTT


Visualization and perception are linked to successful putting performances. You must read the slope accurately, see your line clearly, and then trust what your eyes are telling you to impart the required touch for a successful putt. The Well-Line projection system allows you to develop proficiency in both of these vital areas with visual markers to improve your muscle memory.

Feet Alignment: To help you with setup.


Aim Line: Visualize the correct aiming point to start the putt on.

Well-Line: See the ideal line for any breaking putt by Wellputt.

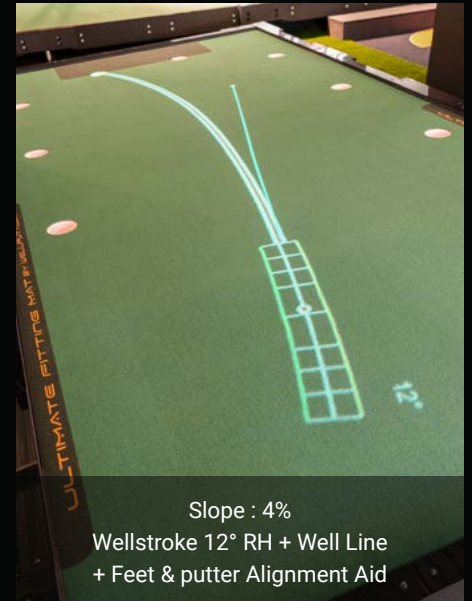
WELL-LINE - VARIOUS LINE OPTIONS




WELLSTROKE 12°→ 24° - THE MOTION PUTTING GUIDE



AIM LINE - AN ADDITIONAL VISUAL TOOL



GATE LINE - VISUALIZE YOUR TRAJECTORIES THROUGH PROJECTED GATES





APP TRAINING PROGRAMS INCLUDED IN YOUR BIGTILT PURCHASE

Get your exclusive putting exercises for your BigTilt Pro, available on mobile phones and tablets!

We developed a simple and intuitive app so that you can train freely or with your coach on your platform at home.

This app offers a variety of different exercises and training programs designed by professional coaches, to improve your putting skills. Each program has a number of exercises suited to your needs and to your level in putting.



MANY EXERCISES TO TRAIN WITH!

SPEED CONTROL

Dial-in Tour Level distance control

AIMING PROGRAM

Develop target precision

SIDE PUTTS / UPHILL PUTTS DOWNHILL PUTTS

*Learn the ways of the slope for real-life
game situations*

SLOPE READING WITH WELL-LINE

*Tune your body to feel the slope beneath your feet.
Train your eyes to see the break to match your pace.*

TIMING PRESSURE

Learn to perform under pressure with the time-limit feature.

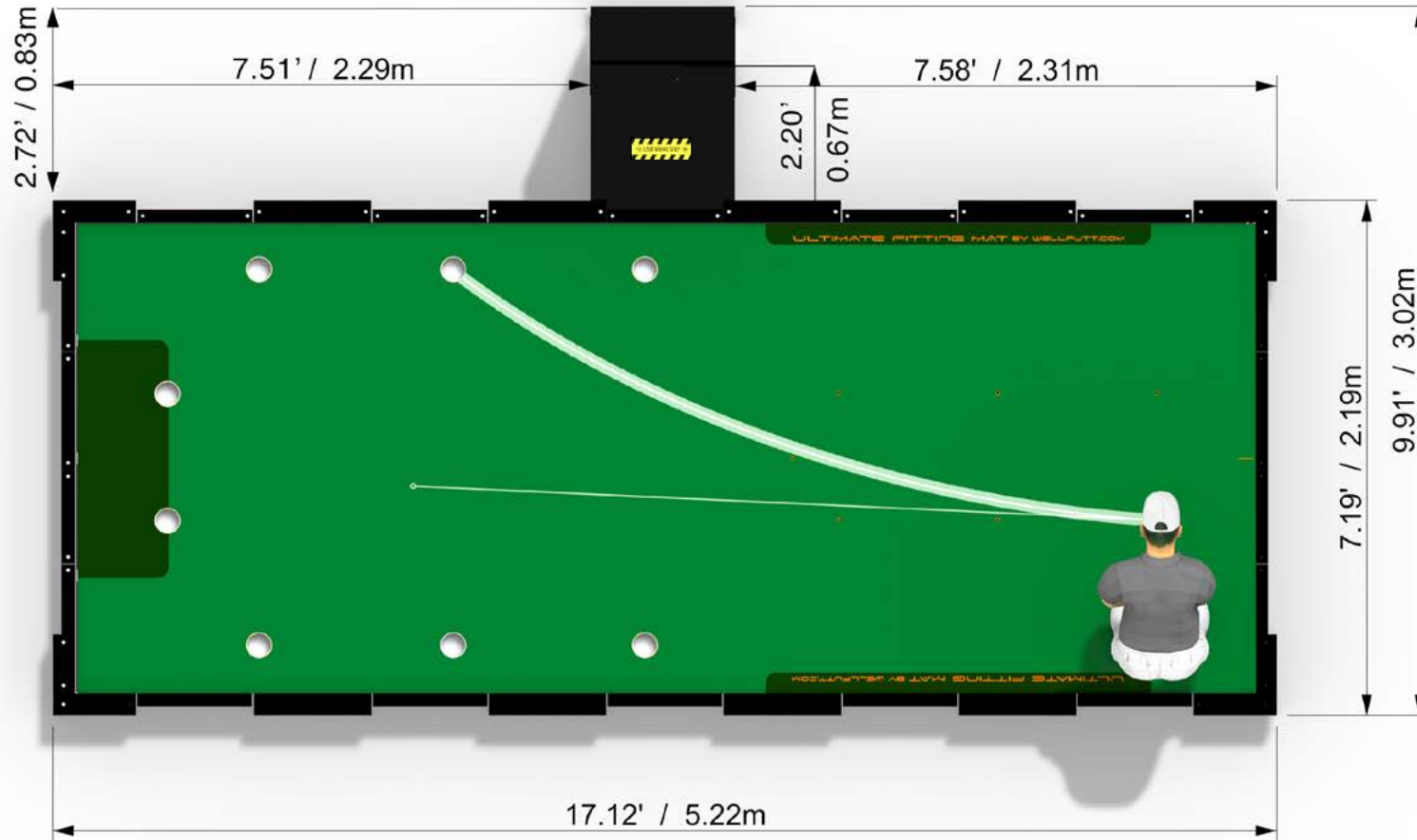
GAMES

Single & multiplayer

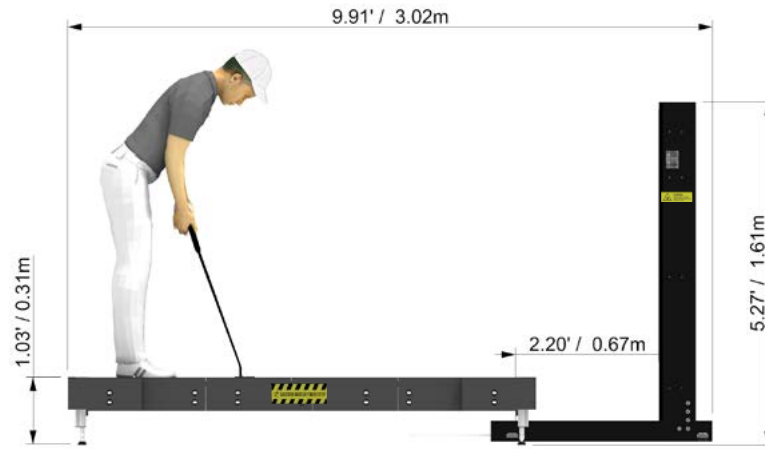


BIGTILT

BY WELLPUTT



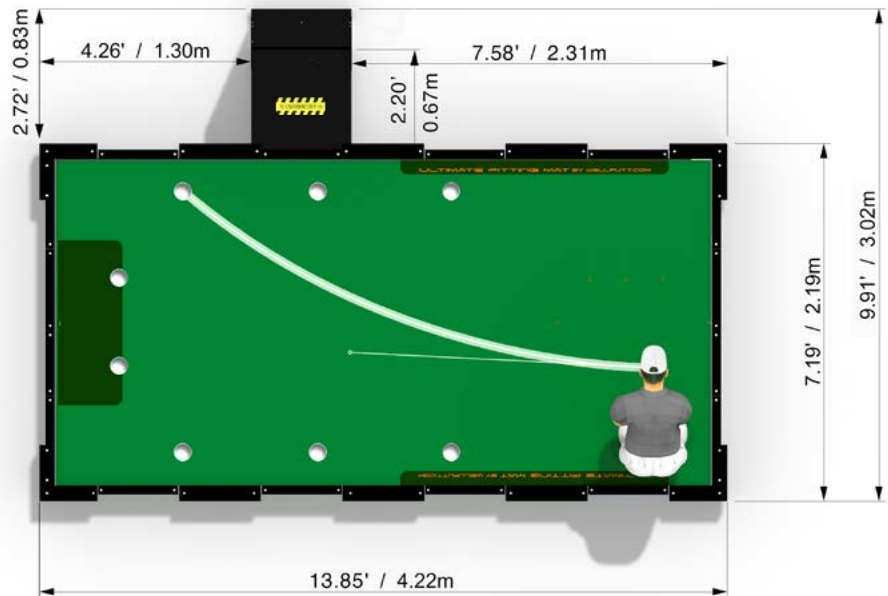
XL



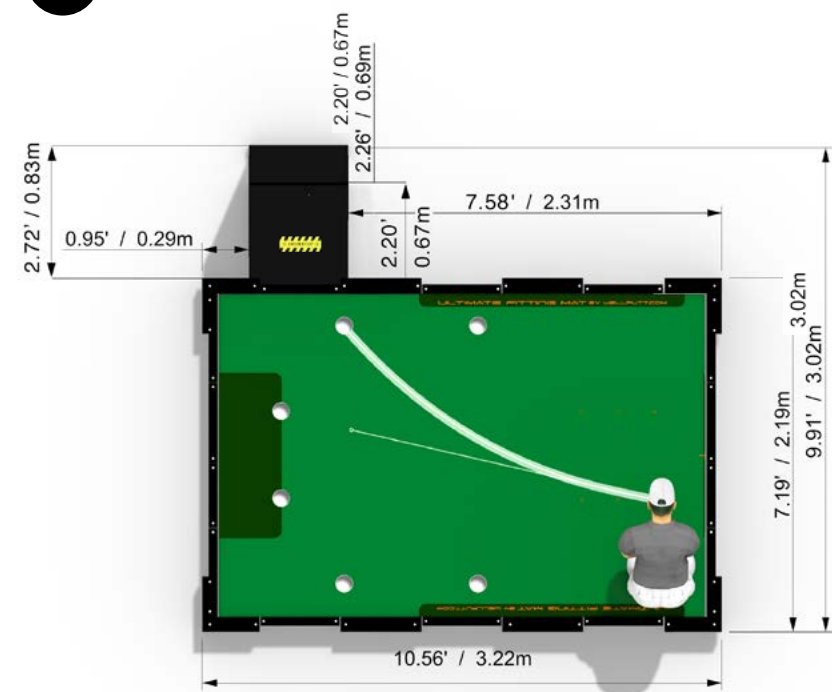
XL

L

M



L



M

BIGTILT PUTTING PLATFORM INSTALLATION REQUIREMENTS:

What are the ideal lighting conditions for your new BigTilt putting platform?
To start, we recommend avoiding exposure to direct sunlight as that creates a challenge in viewing the line projections.

Secondly, a dimmable light source is optimal and should be uniform throughout the platform.

The installation of any lighting in the room is the responsibility of the customer and is not included in the BigTilt putting platform installation package.



POWER

Requirements:
1x 110V Or 220V (Min. 10 A)



WIFI

Requirements:
1 x Internet wireless connection
near the Platform



LIGHTING

Requirements:
Minimum Lighting level - 150 LUX
Maximum Lighting level - 350-400 LUX
Optimal Lighting level - 200 LUX



CEILING HEIGHT

Requirements:
Minimum Height: 7.54 FT/ 230 CM
Optimal Height: 8.20 FT / 250 CM

HOW TO ORDER?

For any further information,
send us an email at bigtilt@wellputt.com

HOW IS DELIVERY DONE?

We ship worldwide.
The conditioning is done on a single pallet.



7ft x 3.4ft x 5.2ft / 214cm x 103cm x 159cm
1653lbs / 750kgs.*



4.9ft x 3.4ft x 7.4ft / 149cm x 103cm x 225cm
1653lbs / 750kgs.*



HOW TO INSTALL?

Everything comes prebuilt for easy assembly.

2 possibilities:

- You install it yourself. We provide you with a complete assembly manual with pictures and explanatory texts.

We are also available to answer all your questions during assembly. We estimate the assembly time for two people as half a day (6 to 7 hours).

- You can ask for specialized Wellputt-approved installers.

We have referenced installers by country to offer you the best installation options.

IT COMES WITH:

- 4 Corner cylinders
- 8 Side cylinders
- 16 Intermediate side modules
- 1 Wellputt Mat
- 9 Board modules equipped with their holes

Added with the Well-Line system :

- + 1 Video projector
- + 1 Robot vacuum cleaner

ANY ISSUE?

Our solutions are tested and approved to withstand intensive use and last several years. If a problem occurs, the defective piece can be replaced as each part is easily dismountable.

See warranty conditions on our website.

* Weight for a XL Pro
(L and M Pro weights on demand)



Wellputt USA
1200 Brickell Avenue
Suite 1960
Miami, FL 33131, USA

Wellputt Europe
133 Rue Gaillat
64990 - Lahonce - FRANCE

bigtilt@wellputt.com

