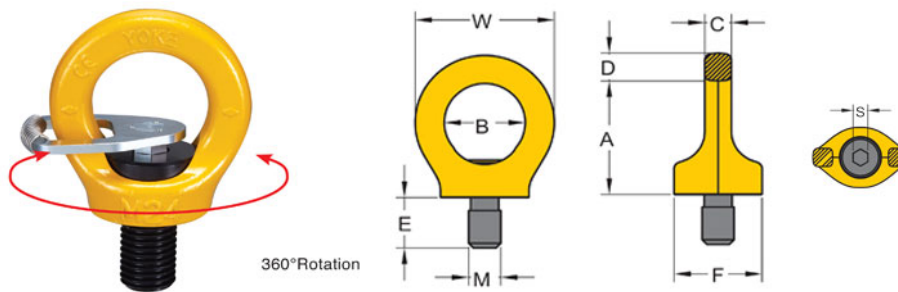
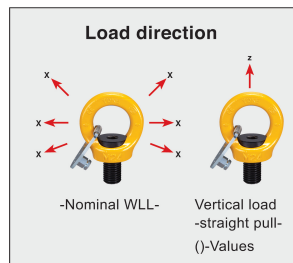




Yoke Grade 8 Key Eye Point - type 291K metric thread



- Rotates through 360° adjustable in the direction of the load.
- Manufactured from alloy steel, quenched and tempered. Captive bolt with high WLL.
- Manufactured and tested in accordance with EN1677-1.
- Load rated parts are 100% magnaflux crack detected.
- Individual forged parts and cap screw are traceable to Test Certification.
- Bolts are Metric thread (ASME / ANSI B18.3.1M).
- Proof tested to 2.5 times the WLL.
- Fatigue rated to 1.5 times the WLL.
- Design Factor 4 : 1
- All YOKE Lifting points meet or exceed all the requirements of ASME B30.26.
- Quick and simple assembly, just a tapped hole is required.



DIMENSIONAL SPECIFICATIONS









Part Code	WLL tonnes x (z)	Thread M	Thread E	Pitch DIN13	A mm	B mm	C mm	D mm	F mm	S mm	W mm	Torque in Nm	Mass Kg
8-291K-004	0.4 (1)	M10	15	1.5	38	25	9	9	25	6	44	10	0.1
8-291K-007	0.75 (2)	M12	18	1.75	45	30	10	11	33	8	52	10	0.2
8-291K-015	1.5 (4)	M16	24	2	52	35	14	13	35	10	61	30	0.4
8-291K-023	2.3 (6)	M20	30	2.5	60	40	16	15	44	12	70	70	0.6
8-291K-032	3.2 (8)	M24	36	3	72	49	19	18	53	14	84	150	1.1
8-291K-045	4.5 (12)	M30	45	3.5	91	61	24	22	62	17	105	350	2.1
8-291K-070	7.0 (16)	M36	54	4	110	73	29	27	76	22	126	410	3.7
8-291K-090	9.0 (24)	M42	63	4.5	128	83	34	32	89	24	147	550	5.8
8-291K-120	12.0 (32)	M48	72	5	145	95	38	37	105	27	168	550	8.6

Bolt in GEOMET finish on request.

USES

- 21st century successor to the eye bolt
- Design features make the Key Eye Point resistant to side loading failure and accidental unscrewing
- Pump and valve handling

KEY EYE POINT WORKING LOAD APPLICATION FACTORS

											
Number of leg		1	2	1	2	2		2	3-4		3-4
Load Direction		0°	0°	90°	90°	0-45°	45-60°	unsymm.	0-45°	45-60°	unsymm.
Part Code	Thread	WLL tonnes									
8-291K-003	M8	1	2	0.3	0.6	0.42	0.30	0.30	0.63	0.45	0.30
8-291K-004	M10	1	2	0.4	0.8	0.56	0.40	0.40	0.84	0.60	0.40
8-291K-007	M12	2	4	0.75	1.5	1.00	0.75	0.75	1.58	1.12	0.75
8-291K-015	M16	4	8	1.50	3.0	2.10	1.50	1.50	3.15	2.25	1.50
8-291K-023	M20	6	12	2.30	4.6	3.20	2.30	2.30	4.80	3.40	2.30
8-291K-032	M24	8	16	3.20	6.4	4.50	3.20	3.20	6.70	4.80	3.20
8-291K-045	M30	12	24	4.50	9.0	6.30	4.50	4.50	9.40	6.70	4.50
8-291K-070	M36	16	32	7.00	14.0	9.80	7.00	7.00	14.70	10.50	7.00
8-291K-090	M42	24	48	9.00	18.0	12.60	9.00	9.00	18.90	13.50	9.00
8-291K-120	M48	32	64	12.00	24.0	16.80	12.00	12.00	25.20	18.00	12.00