

SmartGlow™ Loading Dye is supplied at 6X concentration and is added directly to the DNA samples before pipetting into gel wells. It is not required to add any stain to the gel or running buffer. After electrophoresis, view and document your results using a UV or Blue Light Illuminator.

SmartGlow™ products are considered safer than Ethidium Bromide. They are non-carcinogenic as determined by the Ames-test, with negative results in mouse primary spermatocyte chromosomal aberration tests and mouse marrow chromophilous erythrocyte micronucleus tests.



**SmartGlow™ Loading Dye, for
Nucleic Acid Electrophoresis Gels,
Concentration 6X**

SmartGlow™ Loading Dye is supplied at 6X concentration and is added directly to the DNA samples before pipetting into gel wells. It is not required to add any stain to the gel or running buffer. After electrophoresis, view and document your results using a UV or Blue Light Illuminator.

SmartGlow™ products are considered safer than Ethidium Bromide. They are non-carcinogenic as determined by the Ames-test, with negative results in mouse primary spermatocyte chromosomal aberration tests and mouse marrow chromophilous erythrocyte micronucleus tests.



**SmartGlow™ Loading Dye, for
Nucleic Acid Electrophoresis Gels,
Concentration 6X**

SmartGlow™ Loading Dye is supplied at 6X concentration and is added directly to the DNA samples before pipetting into gel wells. It is not required to add any stain to the gel or running buffer. After electrophoresis, view and document your results using a UV or Blue Light Illuminator.


SmartGlow™ products are considered safer than Ethidium Bromide. They are non-carcinogenic as determined by the Ames-test, with negative results in mouse primary spermatocyte chromosomal aberration tests and mouse marrow chromophilous erythrocyte micronucleus tests.



**SmartGlow™ Loading Dye, for
Nucleic Acid Electrophoresis Gels,
Concentration 6X**


Protocol:

- Prepare 100ml of agarose or polyacrylamide solution and pour gel(s).
- Mix SmartGlow™ Loading Dye with samples and DNA markers at a 1:5 (dye to sample) dilution.
- Load samples into gel, and run.
- After electrophoresis, view the gel using a UV or blue light illuminator



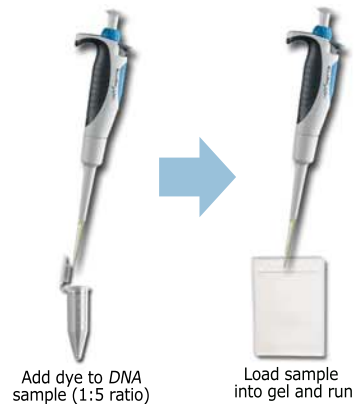
Protocol:

- Prepare 100ml of agarose or polyacrylamide solution and pour gel(s).
- Mix SmartGlow™ Loading Dye with samples and DNA markers at a 1:5 (dye to sample) dilution.
- Load samples into gel, and run.
- After electrophoresis, view the gel using a UV or blue light illuminator



Protocol:

- Prepare 100ml of agarose or polyacrylamide solution and pour gel(s).
- Mix SmartGlow™ Loading Dye with samples and DNA markers at a 1:5 (dye to sample) dilution.
- Load samples into gel, and run.
- After electrophoresis, view the gel using a UV or blue light illuminator



SmartGlow™ is for research use only

Ordering Information:

E4500-LD 1.0m SmartGlow™ Loading Dye, for Nucleic Acid Electrophoresis Gels, 6X
Storage: 4°C for 2 years



SmartGlow™ is for research use only

Ordering Information:

E4500-LD 1.0m SmartGlow™ Loading Dye, for Nucleic Acid Electrophoresis Gels, 6X
Storage: 4°C for 2 years



SmartGlow™ is for research use only

Ordering Information:

E4500-LD 1.0m SmartGlow™ Loading Dye, for Nucleic Acid Electrophoresis Gels, 6X
Storage: 4°C for 2 years

