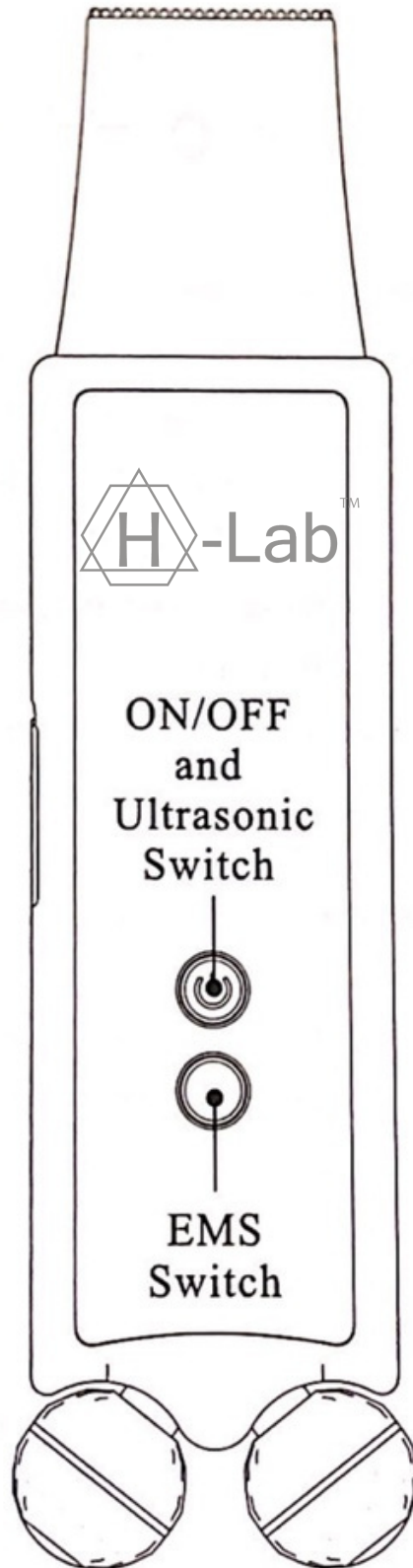


H-LAB
Ultrasonic Scrubber and
EMS Roller





Face

Lifting facial skin by rolling gently from jaw to cheek.



Neck

Rolling gently along the neck line up and down.



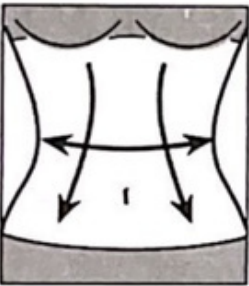
Eye

Roll gently around the eye area.



Forehead

Rolling gently the forehead up and down, left and right.



Waist

Rolling gently up and down along the curve of waist to lift skin.



Body

Rolling gently along the body line vertically.

How to use Skin Scrubber and EMS Roller

Cleansing mode:

1. Cleanse face thoroughly and wet face either with water or toner.
2. Turn on the cleansing mode and scrub face in an upwards direction to scrape out blackheads and whiteheads.

Nutrition Mode:

1. After putting on serum, turn on the nutrition mode by pressing the switch twice. Use the backside of the scrubber to get better absorption.

Up Mode:

1. Using the back of the scrubber at 45 degrees against your skin, massage upward.


EMS Skin roller:

When using the roller, please adjust the modes according to your skin situation.

Operating Direction

1. Charge the device before using it for the first time. When connecting the Micro-USB cable, the red light will turn on to indicate that the device is charging. When the indicator light goes off, charging is completed. The charging time is about 1.5 hours.
2. After cleansing skin, apply skin-care products. You can adjust the current strength according to your own conditions. There are 3 modes (L, M, H) which are from low to high.
3. Switch operation

ON/OFF and Ultrasonic Switch: Turn on the device. 

EMS switch: Turn on EMS function. 

Features

1. Skin-friendly and high-quality silicone cover.
2. The ultrasonic skin scrubber aims to cleanse skin and pores. The micro-energy produced by ultrasonic vibrations can penetrate into the skin to cleanse skin deeply by striking and cleansing out blackheads and acne in the hair follicle rapidly.
3. The function of lead-out: Clean skin. The ultrasonic skin scrubber can absorb the black spots blocked in pores.
4. The function of lead-in: Promote the absorption of essence. When the reverse side of the ultrasonic skin scrubber is put on close to the skin, the ultrasonic combined with the vibration massage mode will help widen pores and cells to help the moisturizer penetrate into the skin and be absorbed easily.
5. EMS microcurrent dual roller for lifting and firming v-line. Applying EMS current will stimulate subcutis to energize cells to give skin full elasticity. Induced skin collagen contraction and rejuvenation will make the muscle firmer and the skin more youthful.

Product Parameters

Name: Ultrasonic Skin Scrubber and EMS Roller

Size: About 193mm x 49mm x 21 mm

Vibration: 28,000 Hz

Battery: Lithium battery 3.7 V 650 mA

Warning

1. When the device becomes abnormally hot, please stop using it immediately.
2. Do not drop or knock the product to avoid damage.
3. People with dry skin should moist their skin prior to using.
4. Do not charge it with any broken power cord.
5. The device is not waterproof. It is only water-resistant.

Reminder

People with the following problems should not use this device.

1. People with metal hypersensitivity or skin perceptual disturbance.
2. People suffering from skin injury, infection, dermatitis, etc.