

Thank you for buying 'Toilet brush - Cosmos'



Instructions: for wall fixing (optional)

The toilet brush is supplied with screws and wall plugs suitable for a stone or brick wall. For other wall types (eg. hollow plasterboard) alternative fixings will be required. If in doubt, consult a qualified professional.

You will need a power drill, a masonry drill bit, a medium cross-head screwdriver, a spirit level, a ruler / tape measure and pencil to install this product.

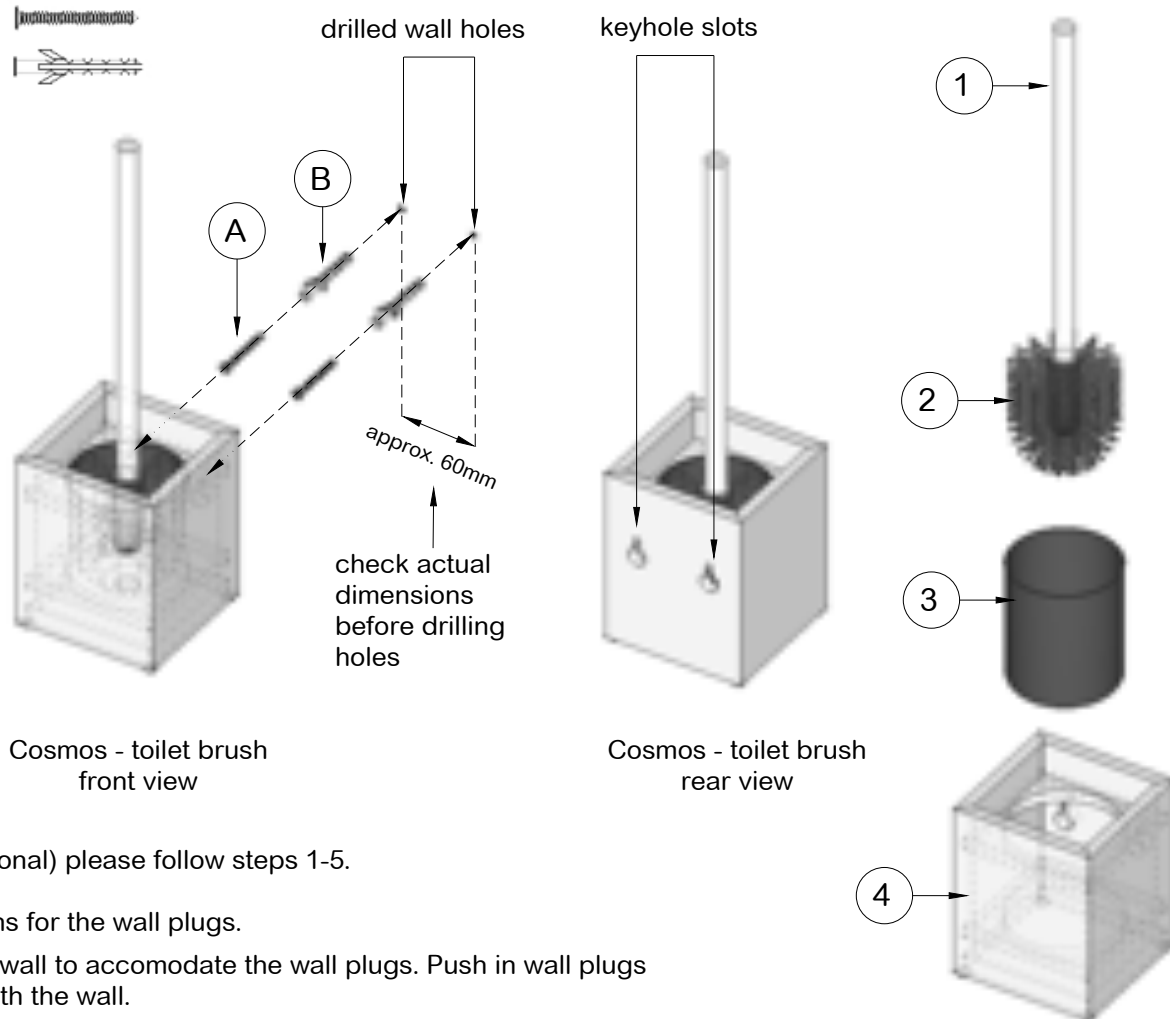
Ensure the wall surface is flat and of suitable strength and construction before securing the toilet brush holder.

Fixings:

- (A) - wall screw x2 
(B) - wall plug x2 

Parts:

- (1) - brush handle
(2) - silicone brush
(3) - brush pot
(4) - brush stand



For wall fixing (optional) please follow steps 1-5.

1. Mark the positions for the wall plugs.
2. Drill holes in the wall to accommodate the wall plugs. Push in wall plugs so they are flush with the wall.
3. Fix screws into the wall plugs leaving the screw heads protruding approximately 5-8mm.
4. Attach the toilet brush holder to the screw heads and secure in place. The holder should be held comfortably against the wall. It may be necessary to tighten or loosen the wall screws to get the correct fit.
5. If the holder does not go in place easily check the screw heads are not tight to the wall, they need to stick out slightly to engage the 'keyhole'. Before use check the holder is secured against the wall surface. Consult a qualified professional if the toilet brush holder is loose or not secure.

Warnings:

Fit in accordance with manufacturers instructions. Wear suitable eye protection when drilling. When using power tools near water the use of a residual current device is advised for added protection against electric shock. Beware of hidden pipes or power cables in the wall. Take care when drilling on glazed tile surfaces in case the drill slips.

Cleaning:

Wipe using a damp cloth with mild soap solution; do not use substances containing abrasives.

Supplied by Wireworks; 4 Gibbs Hill, Headcorn, Ashford, Kent TN27 9UD.
www.wireworks.co.uk

wireworks
london