

**NEW**

**HD**  
**HEAVY**  
**DUTY**

# MITERING CHOP SAW

**evOLUTION®**

**S355 MCS**

THE INDUSTRY'S FIRST

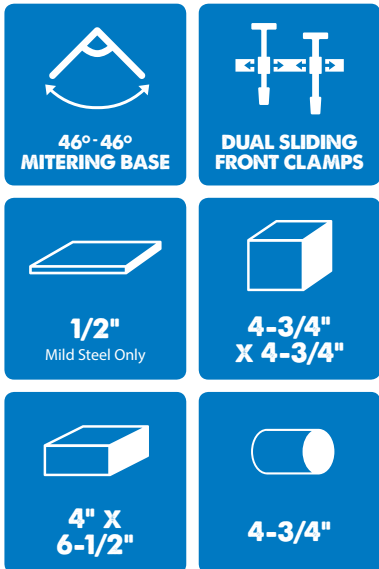
# 14" METAL CUTTING MITERING CHOP SAW

# IN A LEAGUE OF ITS OWN

**The first 14" mitering chop saw to hit the market.**


Features a 46° - 46° mitering base with quick locking miter handle, miter detents at common angles and an accurate stainless steel miter gauge.

Innovative dual sliding front clamps with quick-release clasps offer quick and versatile clamping to securely hold all shapes & sizes.





**ACCURATE • RELIABLE • POWERFUL**

**EVOLUTION®**



# 46° - 46° MITERING BASE

The industry's first 14" chop saw with a mitering base. Enables you to miter your saw instead of the workpiece, so cuts through long materials are quick and easy. Features thumb lock lever and miter detents at common angles for quick, tool free miter setting.



## Dual Sliding Front Clamp

Innovative dual sliding front clamps mounted on a height adjustable bar gives forwards, backwards, up, down, left & right movement. Features quick release ACME threads.



## 3-Position Cutting Head

Adjustable cutting head position ensures an optimal blade path through a variety of shapes for accurate cuts and maximum blade life. Features patented glide rails with locking pin

Ergonomic, Ambidextrous Handle & Trigger


Powerful 15A motor



Quick-release top clamp and 3 x V-block adapters included


Head lock-down pin

Chip deflector



Knurled front clamp feet and top clamp bar for secure clamping

3-position head with glide rails & locking pin for easy setting



Knurled fence to securely grip the work piece



Quick-release front clamps with heavy-duty ACME lead screw

Full-width clamp bar allows free horizontal movement of the quick-release front clamps

Holes in base to fit bench dogs

Height adjustable front clamp bar features positive stops on vertical posts and thumb screws to secure


46° L - 46° R miter capacity with positive stops at 0°, 15°, 22.5°, 30° & 45°

**ACCURATE • RELIABLE • POWERFUL**

**evOLUTION®**

**NEW**

Model	<b>S355MCS</b>	<b>S380CPS</b>	<b>S355CPSL</b>
Motor Power	<b>15A</b>	<b>15A</b>	<b>15A</b>
No-load Speed	<b>1450rpm</b>	<b>1450rpm</b>	<b>1450rpm</b>
Blade Size	<b>14"</b>	<b>15" (14" Supplied)</b>	<b>14"</b>
TCT Teeth	<b>66</b>	<b>66</b>	<b>66</b>
Mitering Base & Blade	✓	✗	✗
Mitering Vice	✗	✓	✓
Front Clamp	<b>Dual Sliding Front Clamps</b>	Cast Iron Vice	Pressed Steel Vice
Top Clamp	✓	✗	✗
Quick-Release Clamps	✓	✓	✓
3 Cutting Positions	<b>Sliding Head with Locking Pin</b>	Screw Locking 3-Position Fence	Screw Locking 3-Position Fence
Knurled Fence	✓	✗	✗



# TECHNICAL SPECIFICATION

	SKU	Barcode
<b>US 120v</b>	<b>102-0004</b>	<b>849713097286</b>
<b>Motor Power 230v</b>		15A
<b>No Load Speed</b>		1450rpm
<b>Arbour size</b>		1"
<b>Max. Plate Thickness</b>		1/2"
<b>Square Tube at 90°</b>		4-3/4" x 4-3/4"
<b>Square Tube at 45° ML</b>		4" x 4"
<b>Square Tube at 45° MR</b>		1-3/4" x 1-3/4"
<b>Rectangle Tube at 90°</b>		6-1/2" x 4"
<b>Rectangle Tube at 45°</b>		4-1/2" x 1-3/4"
<b>Round Tube at 90°</b>		Ø 4-3/4"
<b>Round Tube at 45°</b>		Ø 4"
<b>Power Cord</b>		10ft
<b>Net Weight</b>		77lbs
<b>Gross Weight</b>		88lbs
<b>Packaging Dimensions</b>		17-3/4" x 30" x 23"
<b>Container Quantities</b>		20ft - 135 40ft - 300 40ft HC - 330
<b>Warranty</b>		3 Years