


Your School Name Appears Here

MOVING RIGHT ALONG

*Ways Parents
Can Help Children
Succeed in the Middle Grades*



THE
PARENT
INSTITUTE®



For years, both you and your child knew what to expect when school started. It was easy to get pretty comfortable with the basic routine. You knew the day the teacher gave a spelling test. You understood her homework rules. And if you had a problem, you knew how to get help.

And now come the middle grades! It's an exciting time that marks the beginning of an important new phase in your child's education and personal development. The curriculum is more varied and goes into more detail. Students have more activities available to them. It's a time to start serious thinking about careers, life choices and plans for higher education.

It can also be a bewildering time. In the middle grades, your child will most likely change rooms and teachers throughout the day. Your child will worry that she* may not find her way from room to room. Will she remember her locker combination? What if she doesn't know anyone in her classes? Will she be able to do the homework?

You have your own concerns. How will you know what's going on in school? Will you know your child's friends? How will you stay in touch with all those teachers? How will you even know who the teachers *are*? And how will your child, who can't always find her shoes, be able to keep track of her homework?

This booklet can help. It's full of practical, parent-tested advice for helping your child succeed in the middle grades.



**Every child is unique, so we often use the singular pronoun. We'll alternate using "he/him" and "she/her" throughout this booklet.*

Stock No. 312A

Your School Name Appears Here


Big Changes Are Coming— Or Are Already Here

As the parent of a child in the middle grades, you’ve probably noticed changes both big and small in your child over the last year or so. At times, you may wonder what stranger is living under your roof.

These years seem to involve a “changeover from dog to cat.” Younger children are friendly. They pretty much do what parents say. And they actually *like* them. Suddenly, they are aloof. They have minds of their own. And parents are probably no longer their best friends.

All these changes are perfectly normal. They’re a natural part of growing up. Here are some other changes you may have noticed. Your child may be:

- **Disorganized.** Okay, your child’s room was never neat. But now you have trouble finding the bed. And the permission slip for the field trip? Forget about it.
- **Forgetful.** Your formerly reliable child suddenly forgets to do homework, forgets to give you an important message or forgets to bring his math book home.
- **Emotional.** Sudden outbursts of tears, anger or unrestrained giggles are pretty much the norm.
- **Exploring.** Last week, your son wanted to be a professional skateboarder. This week, he’s thinking of becoming an astronaut. Last week, he wanted a piercing. This week, he’s thinking about joining the Marines. The best advice is: Expect constant changes. (So if your child wants to be a rock star, rent a musical instrument for a while before buying it.)
- **Anxious for independence.** The most important job of a parent is to raise a child who can live on his own. These are the years when your child will start pulling way from you. Friends will be more important than ever.



Moving to the Middle Grades—Your Child’s Worries and What to Do About Them

In the last year of elementary school, your child is at the top of the heap. Everyone in the school looks up to her. But the next year ...

Your child may not be saying much about the move to the middle grades. But, like most kids, she’s probably worried. Here are some of the things that worry kids at this age and some ways you can help:

- **“I’ll get lost!”**

What if your child can’t find her math class? Where is the cafeteria? See if you can get a map of the school. There may be one in a student handbook. Help walk your child through her daily schedule so that she feels more comfortable with the layout of the school. Tape a copy of the map inside your child’s assignment notebook.



- **“I won’t remember what class is next!”**

Once your child gets a schedule, make several copies. Keep one at home. Have her tape one inside her assignment notebook and another inside her locker.

- **“I won’t be with my friends!”** In a bigger school, your child may not be in classes with all her friends from last year. Even if she is with kids she knows, she may find that old friendships are changing. Help boost her confidence. If she’s made friends before, she’ll make friends again.

- **“I won’t be able to open my locker.”** You might buy a combination lock and let your child practice. And tell your child *never* to tell anyone her combination. No, not even her best friend.



- **“The other kids will be mean to me.”** The middle grades are a time when students form cliques. They may say and do mean things to those who aren’t in the group. Bullying can be a real issue. You need to listen and watch carefully for signs your child is being bullied. If that occurs, take action. Start by telling the school.
- **“I won’t know the rules.”** Ask for a copy of the school rules. Read them with your child. Talk about them. Be sure your child understands these rules. Many schools have “zero tolerance” policies. That means that breaking certain rules even *once* can get your child into big trouble.

Remind your child that she won’t be the only one with these concerns.

How Can I Stay Involved?

Parent involvement in the middle grades is just as important as it was in elementary school. Studies show that kids whose parents stay involved during these years do better in school.

But in the middle grades, most kids give parents a consistent message: Stay away from school. How can you play a role in your child's education when some days he doesn't even want to be in the same time zone as you? Here are some tips:

- **Go to school when you're invited.** Before your child moves to a new school, there will probably be a chance for parents and kids to visit. Be sure to go. Early in the year, your school will probably invite you to meet your child's teachers. Make sure you attend this, too.


Learning the names of all the teachers, and having them see that you want to stay involved, will pay off later if you have questions or problems later on. If your child plays in the band, go to the concert. If he's on a team, go to his games.

- **Join the parent organization.** Your child probably won't want you to help out in his classrooms. But you can still play a role. You might work in the library. You could help sponsor a club or team. You could raise money for the band. There are lots of ways to stay a part of your child's education.




- **Learn who can help.** Your child probably has several teachers. He also has a counselor. When you have a problem, you may not know whom to call. Here's a rule of thumb: If your child has a problem in one class, ask to talk to that teacher. If the problem is in several classes or involves a general adjustment to the school, contact the counselor.

- **Read the newsletter.** Most schools send home a newsletter to parents. Those who read it know when report cards are coming home, when state tests will be given and when the band concert will be. Check your school's website, too. It's another good way to learn what's going on.



- **Learn how to get in touch** with teachers. Some teachers are easy to reach by phone. Others prefer contact by email. When you meet the teachers, find out which way they prefer.

- **Make sure the school knows** how to get in touch with you. At the start of the year, give the school your phone number, email address and a work number if you have one. If these change during the year, be sure to let the school know.



Get Your Child Organized For Homework

Students in the middle grades have a lot to think about. Most of them can tell you all the lyrics to all their favorite songs. They know the screen names of their friends (and their friends' friends). But can they remember what they're supposed to do for math class tomorrow? Not always.

Helping students in the middle grades learn how to get organized is one of the biggest challenges facing parents *and* schools. But there are some ways you can help:

- **Have a regular place for homework.** Kids at this age are easily distracted. You can remove at least one distraction by making sure all homework supplies are in one place. Studying in the same place every day will also help your child understand that it's time to get to work.

- **Find the best place to study.** Some kids have to sit at a desk. Others like to lie on the floor. No matter where it is, the homework spot should be:
 - **Well lit.** Your child needs to see what she's reading.
 - **Quiet.** Turn off the TV and the phone.
 - **Neat.** (Yes, this term is relative.) But your child should be able to *find* her desk and her calculator. Once a week, you may have to sit together and throw away or file things.
 - **Well supplied.** In the middle grades, students need pens, paper and pencils. They also need access to a few basic references, like a dictionary, a thesaurus and an atlas. If your child is studying a foreign language, she'll need a dictionary for that subject as well.
 - **Supervised.** If your child works on the computer, make sure it's in a common area.
- **Get in a homework routine.** When your child walks in from school, have her put her book bag in the same place. It's also best to have a regular time to do homework.



- **Set goals.** At the start of every study session, have your child look through her assignment notebook or school planner. Then have her make a to-do list. If there are long-term assignments, have her write them on a large calendar that you keep nearby. Then your child can check off everything as she completes it. At the end of the study session, make sure everything goes back into the book bag, which gets set near the door.

Time Management

It's eleven o'clock and your child is still working on a science report. You didn't even *find out* about the report until an hour ago.

Time management is a problem for kids in the middle grades. Their assignments get longer, but their attention spans don't always keep pace. Learning how to manage their time is one of the most important skills they can master. Here's how to help your child organize time:



- **Do homework every day—no exceptions.**

Kids who do the best in school study every day. What if your child says, “There’s no homework”? First, double-check to make sure it’s true. Many teachers post homework online.

You can also make a rule that there’s *always* homework to do. If nothing is due for tomorrow, your child can review history. He can start to outline his science report. Or he can work on solving a few math problems he missed on the last quiz.

- **Find your child's "prime time."** Some kids want to study right after school. Others need a little downtime before they can pay attention. Some kids even do their best work early in the morning. Help your child figure out when he's most alert. Then make that his study time.

- **Take breaks.** Research says that students remember more from two 20-minute study sessions than from one 40-minute session. Encourage your child to take short, but regular, breaks.




- **Plan ahead.** A big calendar with lots of room for writing is essential. At the start of each week, have your child write down all the things he has to do. Then have him write down any big assignments or tests. He should figure out when to get the work done. What happens if soccer practice is at the time your child usually studies? He'll have to plan accordingly.

Remember—school is your child's most important job. When after-school activities start hurting grades, he should think about giving something up.

Make Sure the Homework Gets Home

There's nothing more annoying than having your child say, "I have math homework, but I forgot the book." Here are some tips to make sure your child has what she needs when it's time to study:

- **Get an assignment notebook.** Many schools give students a planner. If yours does not, then get an assignment notebook. Make sure your child gets into the habit of writing down every assignment, in every class, every day.
- **Use self-stick notes.** Self-stick notes are great for making sure your child brings home the books she needs. Give your child a pad of sticky notes to keep in her locker or book bag. After each class, she should attach a note to a book if she has work to do for the next day. At the end of the day, it only takes a quick glance to see which books have to go home and which can stay at school.




After School

New research shows that the after-school hours are very important for students' success. Those who take part in supervised after-school activities are more likely to do well than those who spend many hours at home alone. In fact, research says that students who take part in clubs, teams or other after-school activities are more likely to graduate from high school.

Here's how you can make sure your child puts after-school time to productive use:

- **Find out what the school offers.** Some schools sponsor many after-school clubs, sports and activities. Others do not. Learn what's available. Taking part in school activities will help your child make friends who share his interests.
- **Use community resources.** A local community or recreation center may offer some programs after school.
- **Encourage your child to volunteer.** Children at this age are interested in making the world a better place. Help your child look for a volunteer activity.
- **If your child must come home to an empty house,** make sure you set up a routine. Don't let him spend all his hours watching TV. He should have some chores to do. He should be expected to do some homework. You should also call to check in periodically.




Staying Healthy

Ask kids at this age about their problems and you're likely to hear two things: They're tired and they're hungry.

Most kids don't get enough sleep. They may work on schoolwork until late at night. And the school bus may pick them up early in the morning. By the end of the week, they're exhausted.

You can help your child by following these steps:

- **Make a plan.** When does your child have to get up in the morning? Make sure bedtime is early enough to let her get at least nine hours of sleep (more if possible).
- **Make sure** your child goes to bed at the same time each night. This makes it easier to fall asleep.



- **Let your child sleep a little later** on weekends if she is tired. But limit the time to one or two extra hours.

Your child may also be hungry. Children at this age are growing and changing so fast that their bodies need plenty of nourishment. Make sure your child starts each day with a healthy breakfast. Bagels, breakfast bars and fruit are great for kids on the go. Your child may also want to carry a simple snack of fruit, cheese or vegetables to school with her. Some schools start lunch before 11:00 in the morning. Other kids may not have lunch until 1:00.

The next few years of your child's life will be exciting for both of you. By staying involved and connected, you can help your child come through these middle years in great shape.

Some days, your child will have you tearing your hair out. Other days, he'll say the most insightful things you've ever heard.

Just remember to keep calm, keep your sense of humor and keep in touch with both your child and the school.



Copyright © 2020 The Parent Institute®, a division of PaperClip Media, Inc.
www.parent-institute.com

Publisher: *Doris McLaughlin*. Publisher Emeritus: *John H. Wherry, Ed.D.*

Writer: *Kristen Amundson*. Editor: *Erika Beasley*.

Staff Editors: *Rebecca Miyares & Alison McLean*.

Translations Editor: *Victoria Gaviola*. Production Manager: *Sara Amon*.

Customer Service Manager: *Peggy Costello*. Business Manager: *Cynthia Lees*.

Distribution Manager: *Marc Sasseville*.

Graphic Design and Illustrations: *Joe Mignella, Maher & Mignella, Cherry Hill, NJ*.