



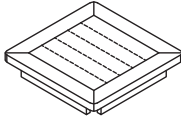



Table Parts & Hardware


A		x 8 PC
B		x 8 PC
C		x 8 PC
D		x 1 PC
E		x 1 PC
F		x 4 PC

Garden Trading®

Ashwell Side Table Assembly Instructions

Please read through these instructions and ensure they are kept for future reference.
All parts and hardware are listed on the back of this guide.

**WHEN ASSEMBLING THIS PRODUCT PLEASE PLACE PARTS
ON A SOFT SURFACE TO AVOID DAMAGE OR SCRATCHES.**



Care Instructions

Suitable for indoor use only.

Wipe clean with a damp cloth.

Due to the natural material, shading/colour variances may occur.

Do not leave in direct sunlight to avoid fading.

Never drag furniture, always lift.

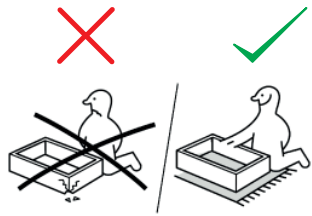
Ensure the item is not positioned next to a direct heat source such as a radiator.

Garden Trading®

gardentrading.co.uk

customerservices@gardentrading.co.uk

TGTC Ltd, Hargreaves Road, Groundwell Industrial Estate, Swindon, SN25 5AZ



①

