

WVH™

# Flutto™ | Flexible Tambour Panels

Technical Sheet

Contents

---

General information

Page 2

Dimensions

Page 3-7

Installation guide

Page 8

Contact us

---

302-216-6177

[sales@thewoodvenerhub.com](mailto:sales@thewoodvenerhub.com)

[thewoodvenerhub.com](http://thewoodvenerhub.com)

# Flutto™ | Flexible Tambour Panels

WVH™'s Flutto™ range draws from classic inspiration, providing a way to elevating your interiors with an on-trend looks and an enduring design.

Suitable for any renovation project, Flutto™ has a high-end wood-effect panel finish, creating truly affordable, refined interiors. Its flexibility makes it ideal for a huge range of projects, while also being easy to install, ensuring fitting into your unique space is hassle-free.



## Flexible panels

Enhance the features of your space, with flexible panels creating and enhancing curves, providing elegance in simplicity.



## Fire rating

The Flutto™ Flexible Tambour Panels have no fire rating.



## Care and maintenance

You can wipe the Flutto™ Flexible Tambour Panels clean with a dry cloth.



## Finishes

The Flutto™ Flexible Tambour Panels have a real wood veneer finish.



## No Acoustic Properties

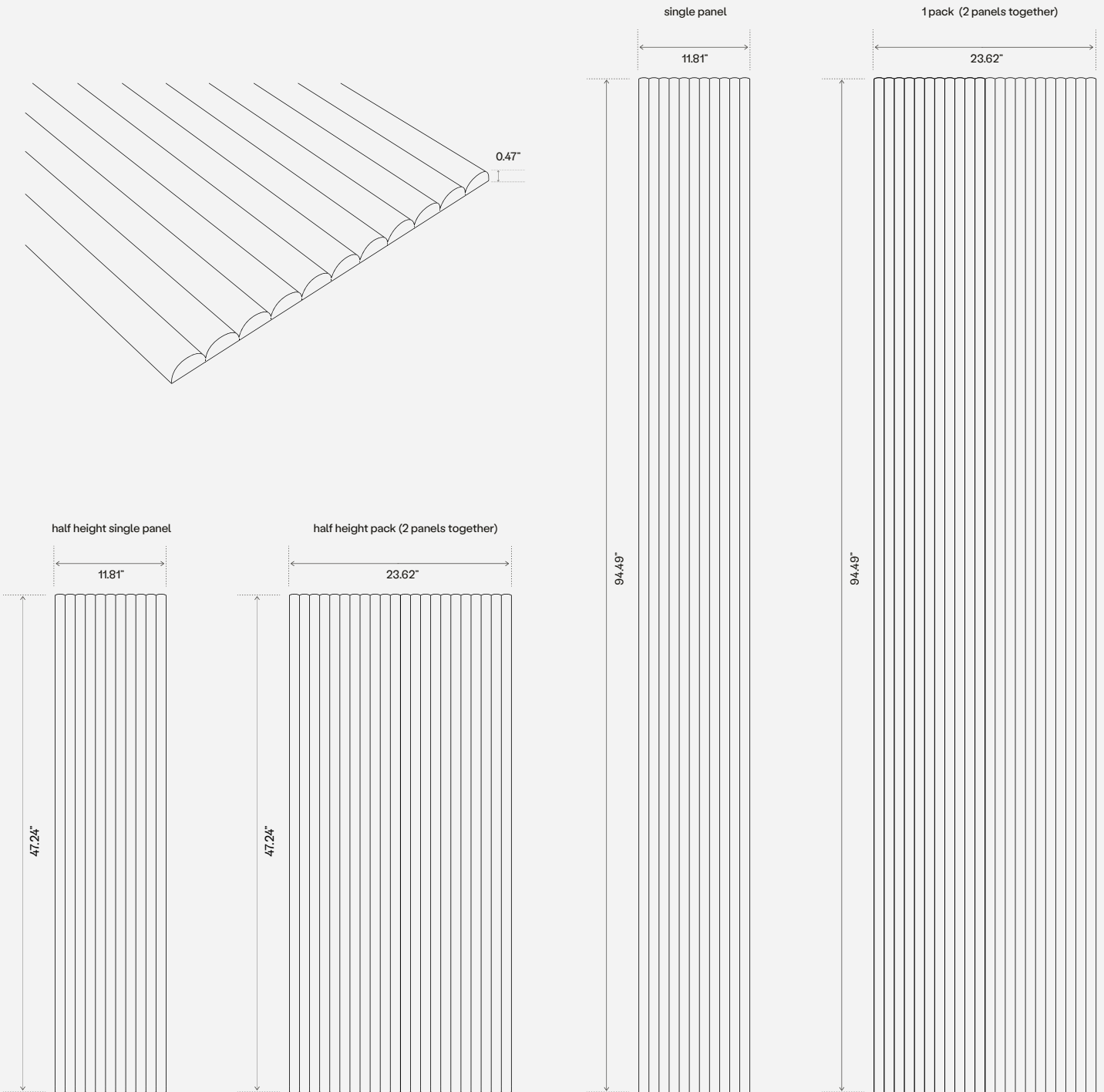
The Flutto™ Flexible Tambour Panels are purely for decoration and offer no sound absorption.

# Dimensions

Surface	Material	Dimensions per panel (in.)	Dimensions per pack (in.)	SQ FT per panel	SQ FT per pack	Weight per panel (lbs)
Flutto™ Ridge Oak Flexible Tambour Panels	Real Wood Veneer Finish	94.49" x 11.81"	94.49" x 23.62"	7.75 sq. ft.	15.50 sq. ft.	15.43 lbs
		47.24" x 11.81"	47.24" x 23.62"	3.87 sq. ft.	7.75 sq. ft.	7.72 lbs
Flutto™ Ridge Oak Flexible Tambour Panels	Real Wood Veneer Finish	94.49" x 11.81"	94.49" x 23.62"	7.75 sq. ft.	15.50 sq. ft.	15.43 lbs
		47.24" x 11.81"	47.24" x 23.62"	3.87 sq. ft.	7.75 sq. ft.	7.72 lbs
Flutto™ Zigzag Oak Flexible Tambour Panels	Real Wood Veneer Finish	94.49" x 11.81"	94.49" x 23.62"	7.75 sq. ft.	15.50 sq. ft.	15.43 lbs
		47.24" x 11.81"	47.24" x 23.62"	3.87 sq. ft.	7.75 sq. ft.	7.72 lbs
Flutto™ Zigzag Walnut Flexible Tambour Panels	Real Wood Veneer Finish	94.49" x 11.81"	94.49" x 23.62"	7.75 sq. ft.	15.50 sq. ft.	15.43 lbs
		47.24" x 11.81"	47.24" x 23.62"	3.87 sq. ft.	7.75 sq. ft.	7.72 lbs
Flutto™ Slat Oak Flexible Tambour Panels	Real Wood Veneer Finish	94.49" x 11.81"	94.49" x 23.62"	7.75 sq. ft.	15.50 sq. ft.	15.43 lbs
		47.24" x 11.81"	47.24" x 23.62"	3.87 sq. ft.	7.75 sq. ft.	7.72 lbs
Flutto™ Slat Walnut Flexible Tambour Panels	Real Wood Veneer Finish	94.49" x 11.81"	94.49" x 23.62"	7.75 sq. ft.	15.50 sq. ft.	15.43 lbs
		47.24" x 11.81"	47.24" x 23.62"	3.87 sq. ft.	7.75 sq. ft.	7.72 lbs
Flutto™ Mini-Ridge Oak Flexible Tambour Panels	Real Wood Veneer Finish	94.49" x 11.81"	94.49" x 11.81"	7.75 sq. ft.	15.50 sq. ft.	15.43 lbs
		47.24" x 11.81"	47.24" x 23.62"	3.87 sq. ft.	7.75 sq. ft.	7.72 lbs
Flutto™ Mini-Ridge Walnut Flexible Tambour Panels	Real Wood Veneer Finish	94.49" x 11.81"	94.49" x 23.62"	7.75 sq. ft.	15.50 sq. ft.	15.43 lbs
		47.24" x 11.81"	47.24" x 23.62"	3.87 sq. ft.	7.75 sq. ft.	7.72 lbs


# Dimensions

## Ridge



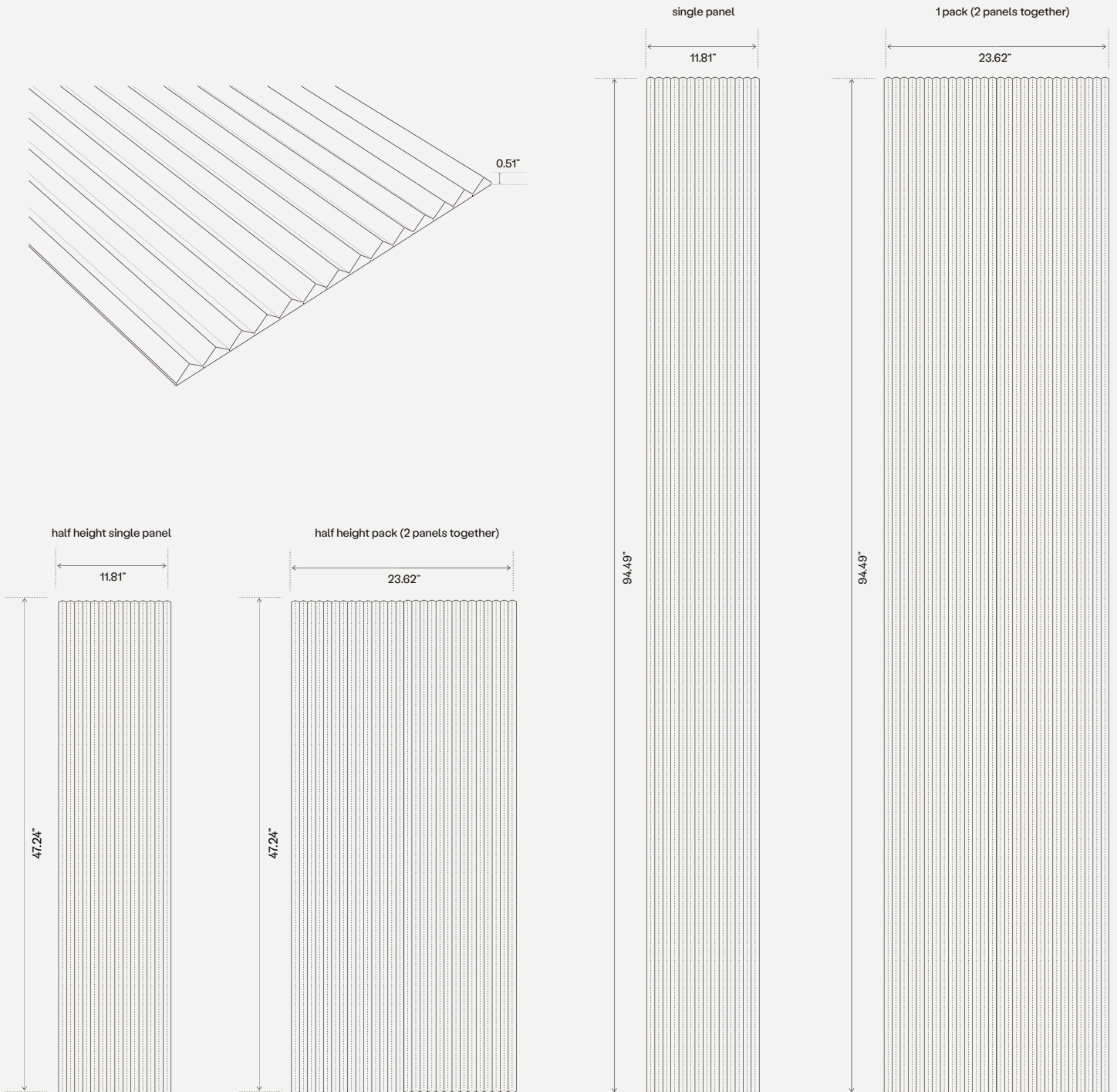
# Dimensions

## Slat



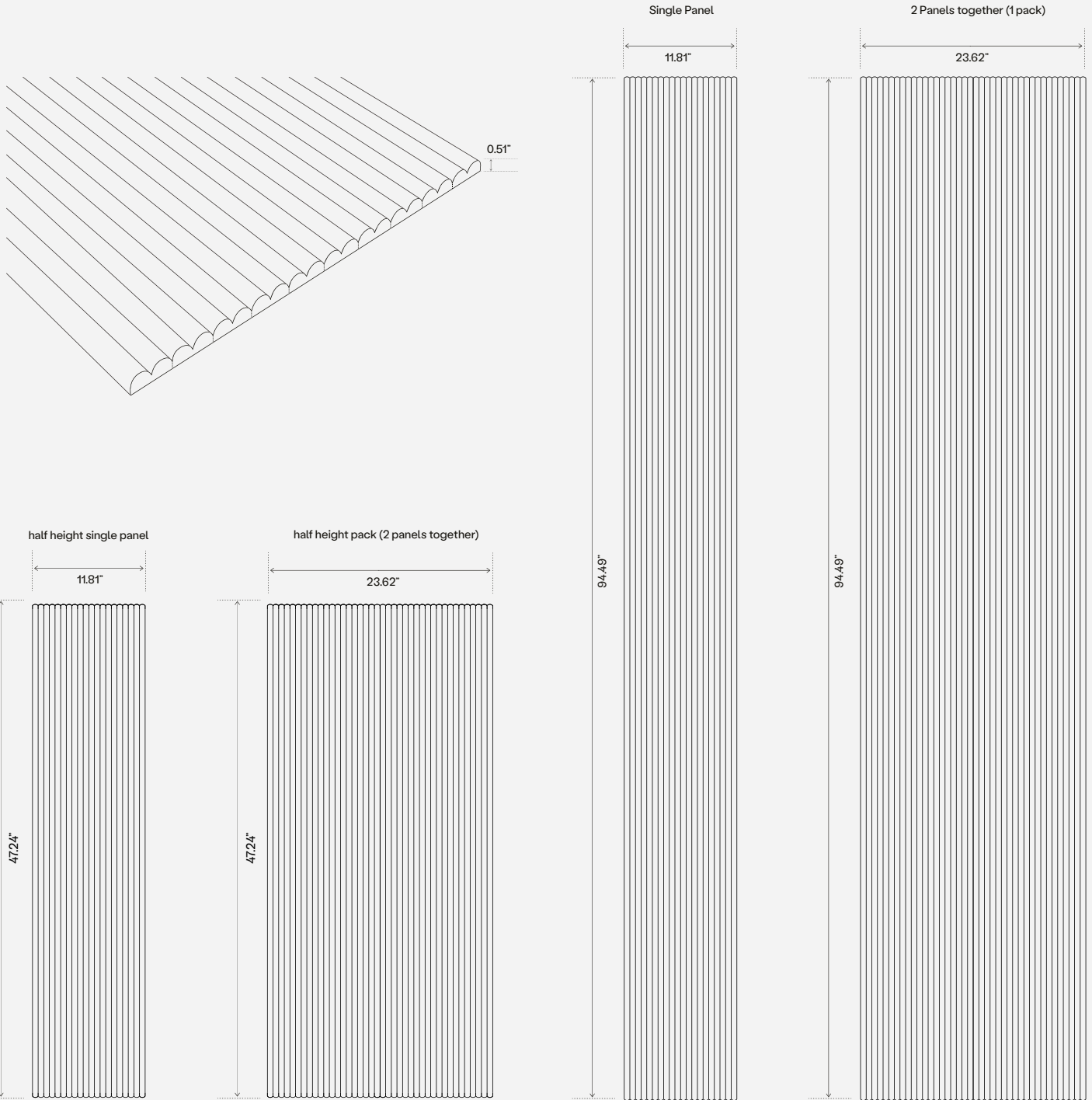
# Dimensions

## Zigzag



# Dimensions

## Mini Ridge



# Installation Instructions

## How cut the Flutto™ Flexible Tambour Panels

To cut the Flutto™ Flexible Tambour Panels, a sharp, fine saw will need to be used to cut width ways and length ways.

## Tools needed



Measuring tape



Fine tooth or sharp saw



Masking tape



Level



Adhesive glue

## How to install the Flutto™ Flexible Tambour Panels

The Flutto™ range has been designed to be installed with ease. Follow these quick and easy steps to fit your new panels, and redefine your space.

1. Ensure your surface is smooth, clean and dust-free before installing for the best adhesion.
2. Measure your space, and cut the panels as required - we recommend using a sharp, fine-tooth saw for a clean cut, and sanding off the excess.
3. Use a grab adhesive on the back of the panel, and press the panel to the surface.

For panel dimensions and technical drawings, please see [page 3-7](#).





# Need help? Contact us:



Call customer service:  
302-216-6177

Monday – Friday  
9am – 7pm EST



Email customer service:  
[sales@thewoodveneerhub.com](mailto:sales@thewoodveneerhub.com)



Use live chat:  
[thewoodveneerhub.com](http://thewoodveneerhub.com)  
(Click the pop-up in the bottom right of the screen)

Monday – Friday