



MT SERIES


MONOBLOCK AMPLIFIERS

MT-700.1

MT-1000.1

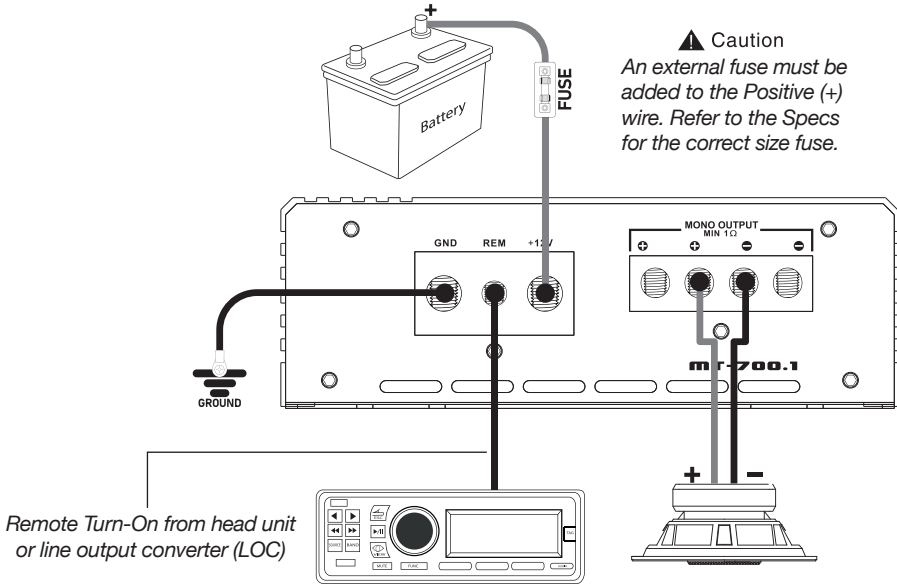
MT-1500.1

MT-2000.1

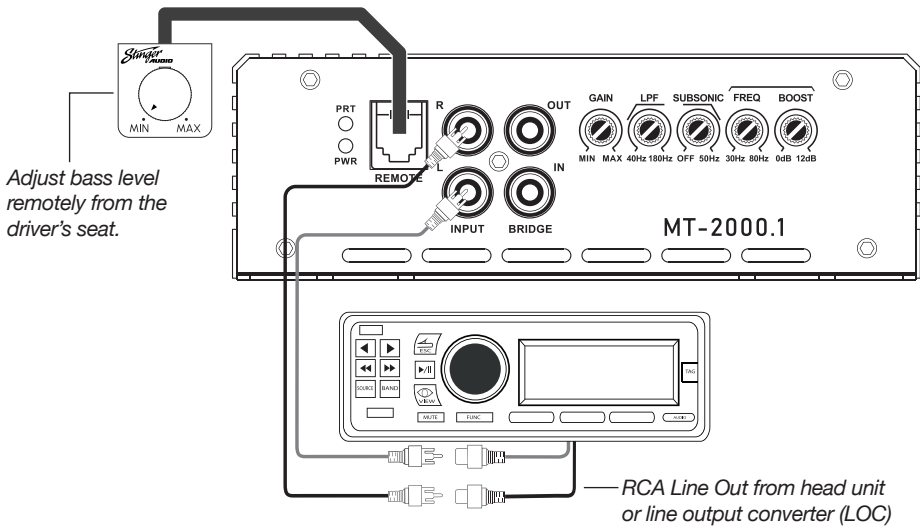


**Installation Guide
Specifications**

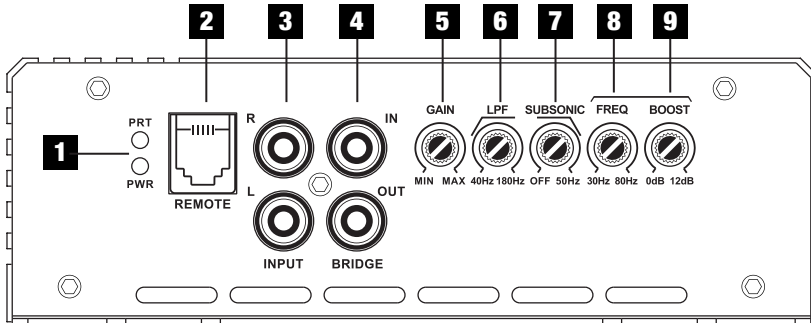
Power Connections



Signal Connections



Amplifier Controls



1. Protect LED [PRT]

Red when amplifier is powering up or in Protection Mode. See Troubleshooting for more information.

Power LED [PWR]

Blue when amplifier is ON.

2. REMOTE

Connect the SA1RBC Remote Bass Control knob here.

3. INPUT

Connect to line level output RCAs from head unit or line output converter (LOC).

4. BRIDGE

Used to connect two amplifiers together. See page 8.

5. GAIN

Used to adjust the input sensitivity to match the input level signal.

6. Low Pass Filter [LPF]

A low pass crossover for the subwoofer output. Variable from 40Hz to 180Hz. Generally set around 80Hz.

7. SUBSONIC

A high pass crossover for the subwoofer output. Variable from OFF to 50Hz. Generally set between 30-35Hz.

8. Boost Frequency [FREQ]

Selects the frequency to boost when adding BOOST. Variable from 30Hz to 80Hz.

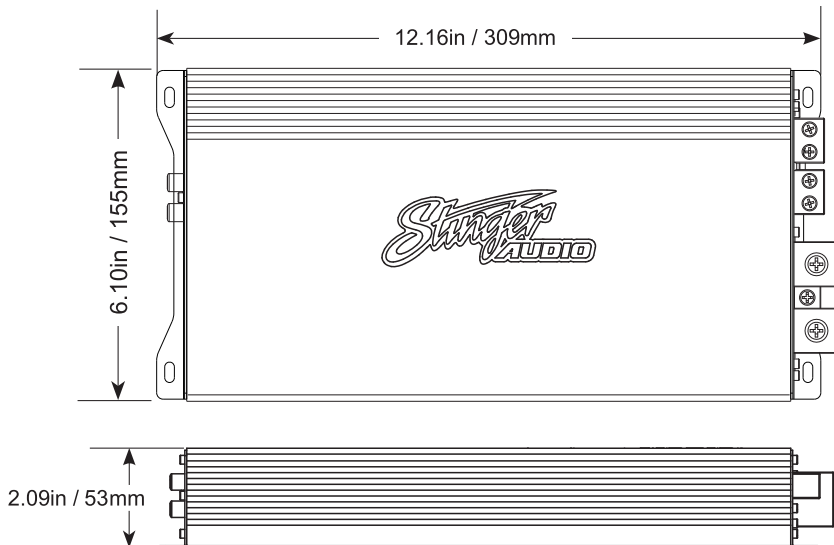
9. BOOST

Boosts the selected frequency [FREQ] from 0dB to 12dB.

MT-2000.1 Specs

RMS Power Ratings listed at less than 1% THD @ 14.4v

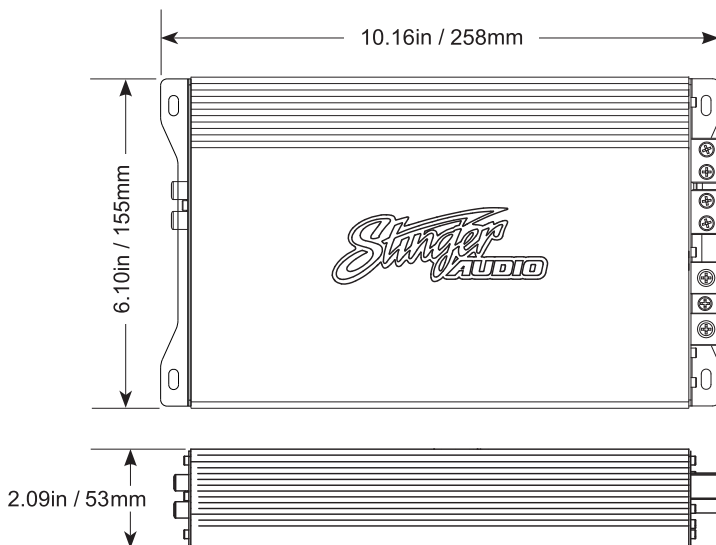
1Ω	2000W X 1
2Ω	1500W X 1
4Ω	800W X 1
Bridged RMS Rating / 2Ω Minimum	3800W x 1
Signal to Noise (@ CEA Standard)	-93dB
Input Sensitivity	0.2-6v
Gain	0.2v - 6v
Crossover Control, Linkwitz-Riley:	SUB 0Hz - 50Hz (Subsonic) LP 40Hz - 180Hz @ 12dB/Oct
Bass-Boost Frequency Range	30-80 Hz
Bass-Boost Q	0-12dB
Frequency Response(+/- 1dB)	10Hz - 180Hz
Efficiency (Average)	80%
Topology Class	Class D
Remote Bass Control	Yep (Included)
Operating Voltage	9V to 16V
Power Terminal	0/1 Gauge
Speaker Terminal	8 Gauge
Recommended External Fusing	200A



MT-1500.1 Specs

RMS Power Ratings listed at less than 1% THD @ 14.4v

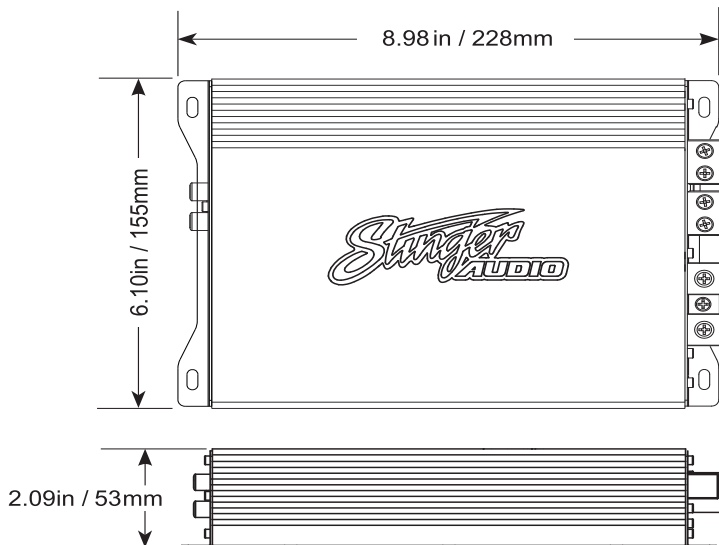
1Ω	1500W X 1
2Ω	1000W X 1
4Ω	550W X 1
Bridged RMS Rating / 2Ω Minimum	2800W x 1
Signal to Noise (@ CEA Standard)	-93dB
Input Sensitivity	0.2-6v
Gain	0.2v - 6v
Crossover Control, Linkwitz-Riley:	SUB 0Hz - 50Hz (Subsonic) LP 40Hz - 180Hz @ 12dB/Oct
Bass-Boost Frequency Range	30-80 Hz
Bass-Boost Q	0-12dB
Frequency Response(+/- 1dB)	10Hz - 180Hz
Efficiency (Average)	82%
Topology Class	Class D
Remote Bass Control	Yep (Included)
Operating Voltage	9V to 16V
Power Terminal	4 Gauge
Speaker Terminal	8 Gauge
Recommended External Fusing	150A



MT-1000.1 Specs

RMS Power Ratings listed at less than 1% THD @ 14.4v

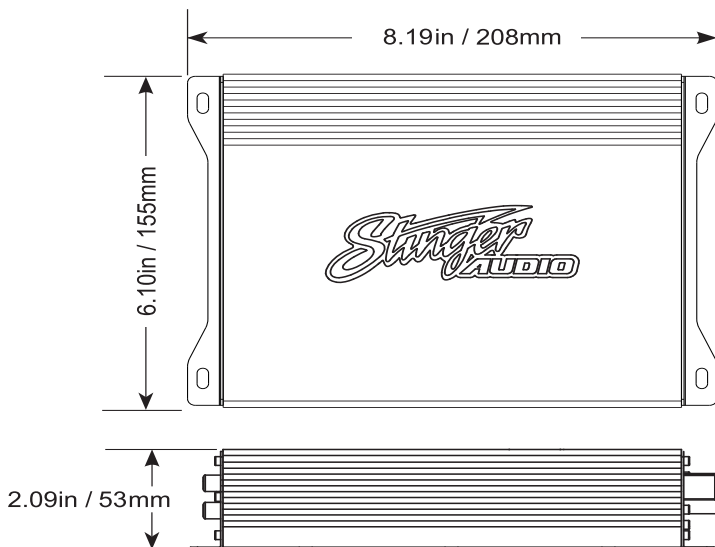
1Ω	1000W X 1
2Ω	700W X 1
4Ω	400W X 1
Bridged RMS Rating / 2Ω Minimum	1800W x 1
Signal to Noise (@ CEA Standard)	-93dB
Input Sensitivity	0.2-6v
Gain	0.2v - 6v
Crossover Control, Linkwitz-Riley:	SUB 0Hz - 50Hz (Subsonic) LP 40Hz - 180Hz @ 12dB/Oct
Bass-Boost Frequency Range	30-80 Hz
Bass-Boost Q	0-12dB
Frequency Response(+ - 1dB)	10Hz - 180Hz
Efficiency (Average)	82%
Topology Class	Class D
Remote Bass Control	Yep (Included)
Operating Voltage	9V to 16V
Power Terminal	4 Gauge
Speaker Terminal	8 Gauge
Recommended External Fusing	100A



MT-700.1 Specs

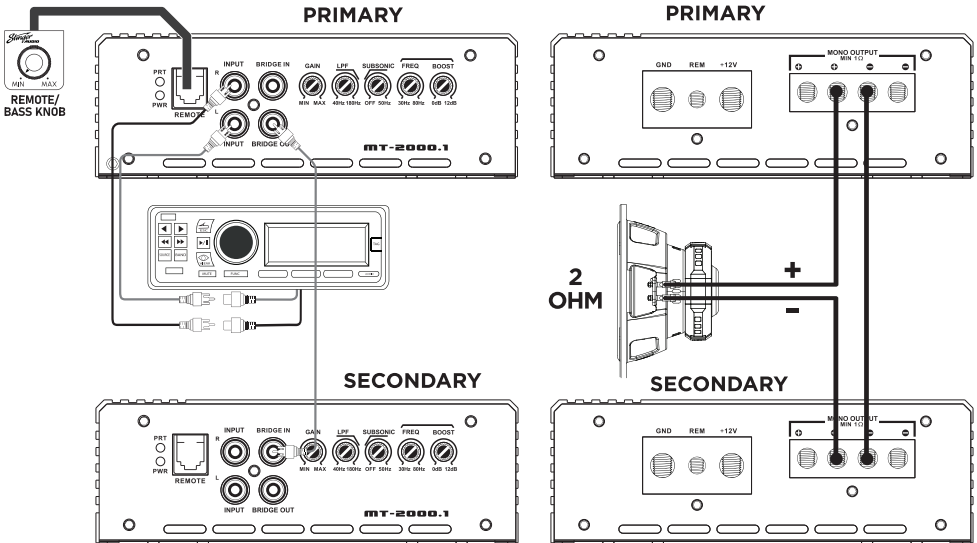
RMS Power Ratings listed at less than 1% THD @ 14.4v

1Ω	700W X 1
2Ω	500W X 1
4Ω	300W X 1
Bridged RMS Rating / 2Ω Minimum	1200W x 1
Signal to Noise (@ CEA Standard)	-93dB
Input Sensitivity	0.2-6v
Gain	0.2v - 6v
Crossover Control, Linkwitz-Riley:	SUB 0Hz - 50Hz (Subsonic) LP 40Hz - 180Hz @ 12dB/Oct
Bass-Boost Frequency Range	30-80 Hz
Bass-Boost Q	0-12dB
Frequency Response(+/- 1dB)	10Hz - 180Hz
Efficiency (Average)	85%
Topology Class	Class D
Remote Bass Control	Yep (Included)
Operating Voltage	9V to 16V
Power Terminal	4 Gauge
Speaker Terminal	8 Gauge
Recommended External Fusing	80A



Bridging (Connecting) Two Amplifiers

Connect Bridge Out on the Primary amplifier to Bridge In on the Secondary amplifier.
Connect the Negative speaker output on the Primary amplifier to the Negative speaker output on the Secondary amplifier. Connect the Positive speaker output of the Primary amplifier to the positive speaker terminal. Connect the Positive speaker output of the Secondary amplifier to the negative speaker terminal. 2 ohm minimum! **All adjustments are made on the Primary amplifier.**



LIMITED WARRANTY

Stinger warrants this product to be free of defects in materials and workmanship for a period of one (1) years from the original date of purchase. This warranty is not transferable and applies only to the original purchaser from an authorized Stinger dealer in the United States of America only. Should service be necessary under this warranty for any reason due to manufacturing defect or malfunction, Stinger will (at its discretion), repair or replace the defective product with new or remanufactured product at no charge. Damage caused by the following is not covered under warranty: accident, misuse, abuse, product modification or neglect, failure to follow installation instructions, unauthorized repair attempts, misrepresentations by the seller. This warranty does not cover incidental or consequential damages and does not cover the cost of removing or reinstalling the unit(s). Cosmetic damage due to accident or normal wear and tear is not covered under warranty.

INTERNATIONAL WARRANTIES:

Products purchased outside the United States of America are covered only by that country's Authorized Stinger reseller and not by Stinger. Consumers needing service or warranty information for these products must contact that country's reseller for information.

STOP! Please DO NOT return to seller

For help with installation, replacement parts, warranty or returns, please contact us directly at 727-732-3114 or support@stingerelectronics.com