

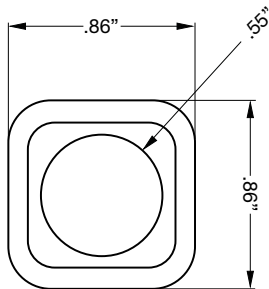
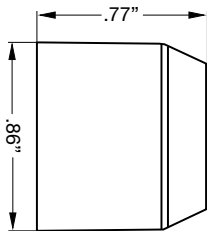


CAM-500

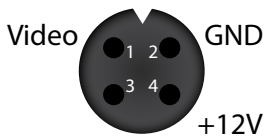
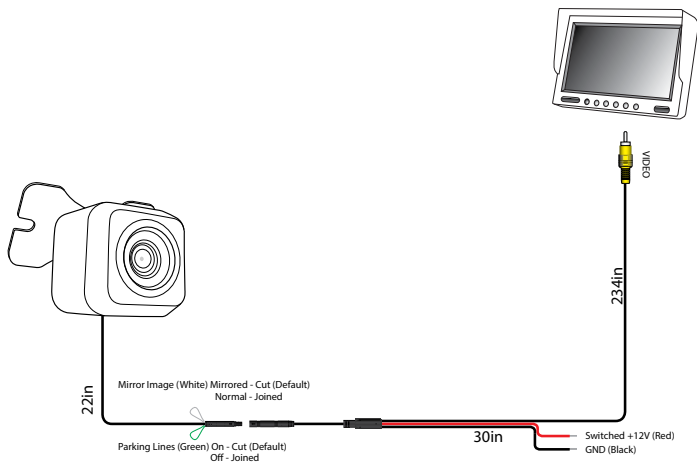
Box Contents:

- ▶ Camera
- ▶ Lip Mount Bracket
- ▶ Wire Harness
- ▶ Install Accessories
- ▶ Manual

Dimensions:



Wiring Diagram



EchoMaster cameras are designed to improve safety during driving by providing high quality images of surrounding areas and obstacles in the vicinity of the vehicle. They will also improve vehicle maneuvering capability by displaying blind spots not normally visible to the driver.

Please ensure you read and understand all aspects of this manual before fitting or using your EchoMaster camera. Choose a suitable mounting place dependent on the application. Ensure that there are no wiring harnesses or hoses / pipes located behind the panel before drilling.

email - support@aampglobal.com
phone - 866-931-8021

15500 Lightwave Drive, Suite 202
Clearwater, Florida 33760

EchoMaster is a Power Brand of **AAMP Global**
EchoMaster.com