

eddyline



Legendary Designs



History

To step into a kayak is to step into a 5,000 year old tradition. An ancient creation devised by arctic Eskimos seeking a way to better feed their tribe. The Eskimos are our paddling ancestors, and we, the latest generation in this family of paddlers, carry on that tradition in what we do today.

An avid whitewater kayaker, Tom Derrer began building whitewater kayaks for himself and friends in the late sixties, and opened Eddyline in 1971 in Boulder, Colorado. In 1973 he moved the tiny company to Seattle where he discovered sea kayaking and built a reputation for himself by bringing advanced laminating technologies into the traditional fiberglass world. He was the first person to apply aerospace technologies such as vacuum bagging and thermoforming to the commercial construction of kayaks.

Over the years Eddyline has created many landmarks in designs, features and manufacturing technologies within the kayak industry. Many of our innovations are now standard features or processes used by other manufacturers. It is a major point of pride for us that all Eddyline designs and technologies are original and unique.

Tom's continued focus at Eddyline has been to bring advanced technology to the design and construction of kayaks and paddles. By choice, we remain a family company, focused on quality, rather than quantity. Our small size enables us to treat our customers as family too, allowing us to communicate personally with them. And in return, their passion for paddling continues to educate and inspire us.

We at Eddyline are proud to be a part of the kayaking tradition. May we always carry with us, the courage and ingenuity of our paddling ancestors, their profound respect for the sea and it's living things and their passion for being on the water. We invite you to join the Eddyline Family.

Our Commitment

In over 40 years of doing business, Eddyline and Tom Derrer have remained focused on high quality products and customer service. Tom's principal attitude has always been: "If I cannot make it better than what I already know, then I am not improving and neither is the sport I love". Years ago Toyota motors developed their philosophy of "lean manufacturing" and the notion of "constant improvement".

Eddyline has lived those principles from the beginning. They are embodied in the actions of our employees and are one of the reasons we remain healthy and strong today.

Our goal remains: Always do the best that we can do - and we continually raise the bar.



Technology

Throughout our 40 year history, Eddyline has been a leader of innovation in manufacturing and design technology. In the mid nineties Eddyline pioneered *Thermoform Composite Technology* and we have been improving and refining it ever since. Our Carbonlite 2000 material has established a place alongside high-end composites, only with a sweet twist. Consistent with our core philosophy, this material and process has many benefits to the environment. They include a clean working environment for our staff, no harmful emissions to, and completely recyclable material. Virtually none of our waste material ever enters a landfill.

Carbonlite 2000 is an Eddyline exclusive. Our material looks and performs like fiberglass with clear advantages over other plastics: dimensional stability and increased stiffness, higher heat distortion temperatures, hard glossy "non fuzzing" finishes with excellent abrasion and impact resistance, easy repairability, superior UV resistance and lighter weights. Carbonlite 2000 is extremely tough, but it is also easily repaired in the event of an accident. It has endured the test of time in the hands of many paddlers, liveries and tour operators and is highly suitable for nearly all kayak applications.

Design

Technology and design go hand in hand and our designs have grown with our technology. As computer mastering has come along Tom Derrer's designs have been right in step. Our philosophy of constant improvement fits perfectly into the glove of design. Not long ago perhaps 5 iterations of a new boat were methodically and tediously drafted and calculated before it was also methodically and tediously lofted by hand into a kayak. Today a new boat may easily be fine tuned hundreds of times before we commit it to a perfectly cut master from which our molds will be made. Yes, the process is costly, but the result?.....Priceless. Yes, computers are wonderful tools, but they only do what we ask of them. So what are they without the guidance of 45 years of paddling experience saying YES, that is what I want!

Fit and Finish

Our technology is a wonderful thing, but without the oversight and touch of knowledgeable, experienced and caring craftsmen and women, it is all for naught. Eddyline staff have over 40 years of experience and are guided and trained by experts who also know what we want and what you want.....quality. It is truly the touch of these great working Americans that separates fair from good and good from great. Here is a personal thank you from Lisa and I to our staff for being willing to understand the difference and stand up for great!

In the words of one of our customers

" Thanks for a world-class product and exceeding this customer's expectations. Eddyline clearly understands what it is to deliver true value for every penny spent and paddle stroke taken."



Performance



Fathom




Fathom LV



Journey



Samba



Fathom

The Fathom is sure to please the paddler looking for that extra edge of performance regardless of your skill level. The Fathom's highly efficient hull is fast, nearly effortless to accelerate to speed, yet carries a comfortable degree of initial stability. The combination of hard chines mid-ship and a healthy degree of rocker provide high secondary stability making leaned carved turns and bow rudder turns a breeze. The Fathom tracks well either forward or backwards and subtle deployment of the skeg in small increments allows for fine tuning in any wind/wave or gear loaded configuration.

It's full volume front deck provides ample room for longer legs and feet while the contoured thigh braces makes even the small framed paddler feel a secure fit. This configuration places the paddler in a good position for pushing the kayak forward and allows you to catch every stroke without hitting the deck. The lower back deck allows for easy rolling and the Infinity sliding seat gives you adjustability in relation to the thigh braces. The Fathom is a must for any paddler looking for a responsive, lively kayak that will not only please but delight you with it's smooth yet playful nature and it's stylish elegant lines. Backband standard. Optional Backrest.

Length	16'6"
Beam in.	22"
Depth front	13.5"
Depth back	10.25"
Cockpit in.	K 31.5 x16.5
Seat	Infinity
Volume cu ft	12.9
Capacity lb.	340
Weight lb.	50

Fathom LV

The Fathom LV is a scaled down version of the Fathom intended for the smaller framed paddler. This sporty kayak retains all the delightful handling and efficiency of it's parent, but is lighter and even a bit more nimble.

The Fathom LV has the adjustable Infinity sliding seat, comfortable leg and foot room for even the medium sized paddler and its curved foredeck eliminates hand or deck bumping whether you have high or low angle paddling style. This kayak is quick to accelerate, glides forever, turns on a dime and, with the skeg down, will track on a rail. One of the most versatile kayaks in our line, it must be paddled to be fully appreciated. Backband standard. Optional Backrest.

Length	15'6"
Beam in.	21"
Depth front	13"
Depth back	11"
Cockpit in.	K 31.5 x16.5
Seat	Infinity
Volume cu ft	10.8
Capacity lb.	300
Weight lb.	47

Journey

Life is a journey, and this kayak is bound to bring some fun to it. The Journey is an efficient, stable and seaworthy cruising kayak capable of eating up miles and carrying a decent load for those weekend camping trips.

The abundant cockpit and foot room makes it comfortable for larger folk yet the padded thigh braces and adjustable foot pedals, backrest, and seat allow virtually anyone to have a good fit. Journey comes completely rigged with roomy bulkheaded compartments bow and stern, a retractable skeg, a full compliment of deck rigging, perimeter lines, retractable carry handles and our Infinity sliding seat design. Thigh braces and Backrest standard. Optional no Thigh braces and Backband.

Length	15'6"
Beam in.	24"
Depth front	13"
Depth back	11"
Cockpit in.	35 x 18.5
Seat	Infinity
Volume cu ft	11.7
Capacity lb.	375
Weight lb.	49

Samba


You will feel like you are dancing when you slip into the snug keyhole cockpit and feel the effortless acceleration from your paddle strokes. Have a little maneuvering to do? Just edge this sweetie on its side and with a stroke of the paddle you will feel her carve like a fine German knife. Need to get across that big channel? Drop the skeg down and feel the rails set in for great straight tracking. Quartering seas or cross winds a bother? Just fine-tune the skeg position to neutralize the problem and keep on with your normal stroke. Samba is a fully outfitted sea-worthy kayak with perimeter lines, bulkheads and hatches, retractable carry handles, deck bungies and Infinity sliding seat with adjustable backband. The backband and our optional backrest are fully interchangeable. She also sports a drop down skeg for a wider range of hull performance. And, the light weight of this kayak make it especially easy to carry and load. **This boat is just plain fun!** Backband standard. Optional Backrest.

Length	13'10"
Beam in.	22.5"
Depth front	12.5"
Depth back	10"
Cockpit in.	K 31.5 x16.5
Seat	Infinity
Volume cu ft	10.2
Capacity lb.	300
Weight lb.	43


K = Keyhole cockpit

Recreation

Equinox



Skylark



Sky 10



Sandpiper



Equinox

As the name suggests, this kayak strikes a perfect balance between two worlds. The Equinox brings together the comfort and stability of recreational kayaks and the performance of a true sea kayak. The efficient V hull and hard chines provide stability and glide in one package.

The kayak tracks well and performs leaned turns with ease. The ample cockpit is equipped with thigh braces that give excellent control even to the smaller sized paddler. The Equinox deck comes fully rigged and, for comfort and fit, we provide hip and thigh pads, and our adjustable Infinity sliding seat system.

The Equinox will delight you with its performance in the water.

Thigh braces and Backrest standard. Optional no Thighbraces, Backband.

Length	14'
Beam in.	25"
Depth front	13"
Cockpit in.	35 x 18.5
Seat	Infinity
Volume cu ft	12.7
Capacity lb.	360
Weight lb.	45

Skylark

The Skylark fits into a new category of kayak considered transitional or cross over. While essentially a recreational kayak in size and fit, the Skylark has been endowed with much more consideration to the features and performance found in a full fledged sea kayak including hatches and bulkheads bow and stern for maximum flotation.

We gave it abundant stability and a roomy fit to make the entry level paddler comfortable, yet the efficiency to keep up with longer boats on an easy cruise.

This kayak is attractive to beginners and one that they can grow in, yet also provides a lightweight and fun alternative to the more experienced paddler.

No Thigh braces and Backrest standard. Optional Thighbraces, Backband.

Length	12'
Beam in.	26"
Depth front	13"
Cockpit in.	35 x 18.5
Seat	Fixed
Volume cu ft	10.3
Capacity lb.	295
Weight lb.	41

Sky 10

The Sky 10 kayak came into existence due to the popularity of our well liked Skylark and the ever increasing demand for smaller, lighter boats. This kayak carries most of the paddling qualities and features of its 12 foot sister but sports a good 5-6 lbs less weight, making car-topping and general handling that much easier.

The Sky 10 has more than adequate hull speed and efficiency for keeping up with groups on casual cruises and plenty of capacity for the average paddler. A roomy cockpit, (the same size as the Skylark) comfortable seat and backrest, hatches and bulkheads bow and stern for safety, excellent stability and a host of features combine to make this kayak a fun choice for recreational paddling along shorelines, lakes and easy rivers. Small enough to load on your big boat - toss in your camera, lunch and fishing rod and paddle to your favorite spot with ease.

No Thigh braces and Backrest standard. Optional Thighbraces, Backband.

Length	10'
Beam in.	26"
Depth front	13"
Cockpit in.	35 x 18.5
Seat	Fixed
Volume cu ft	8.5
Capacity lb.	250
Weight lb.	35

Sandpiper

Anyone can paddle this boat! The large cockpit makes getting in or out of this very stable recreational kayak a breeze, even from a dock or boat deck. Take along your kid, your dog, your camera, the groceries, oh - and don't forget the fishing rod. It's stable enough to land a big one.

The Sandpiper is easy to maneuver in those backwaters while bird watching and small enough to fit on your yacht. It is so easy to paddle you just might want two. Includes bulkheads and hatches bow and stern for maximum flotation.

Length	12'
Beam in.	28"
Depth front	12.5"
Cockpit in.	48" x 22"
Seat	Fixed
Volume cu ft	10.5
Capacity lb.	360
Weight lb.	38



Tandems




Shasta

Length	16'
Beam in.	28"
Depth front	14"
Cockpit in.	96" x 19"
Seat	Infinity
Volume cu ft	22.5
Capacity lb.	450
Weight lb.	63

The Shasta is a high quality performance tandem with a whole host of options and accessories. It sports an easy paddling, efficient hull with moderately hard chines mid ship for additional stability. Multiple seating options allow the boat to be paddled as a tandem, with a dog or a child, or simply as a solo kayak.

This kayak has front and rear bulkheads and hatches for balanced flotation and storage, and the 8 foot long cockpit makes for super easy access and unrestricted comfort. Excellent for family paddling, fishing, picnicking, hauling cargo and just simply having fun! Accessories include: Reversible bow seat, Child seat, Dog Mat, Deck tray with waterproof box, Tackle box, Fishing Rod holders, Water bottle holders, Cargo nets and much more.



Whisper CL

Length	18'
Beam in.	28"
Depth front	14"
Cockpit in.	35 x 18.5
Seat	Fixed
Volume cu ft	22
Capacity lb.	600
Weight lb.	73


Despite their larger size, tandem kayakers are generally faster and easier to paddle. Conversation is easy in the Whisper because the cockpits are more centrally located giving the bow paddler a drier ride as well. While some paddle coordination is necessary in a kayak like this, it is easier than dancing and just as much fun. Very lightweight for a double, this kayak slices through the water effortlessly and makes coastal cruising a delight. Equipped with a foot-controlled rudder in the rear and adjustable foot pegs in the front, bow and stern hatches and bulkheads and deck lines for your convenience and safety. No Thighbraces and Backrest standard. Optional Thigh braces, Backband.




Classics




The Merlin LT is perfectly suited for persons of lighter stature. It is a full fledged touring kayak with dual bulkheads and hatches, and all the necessary rigging for open water travel, comfort and safety. The LT has adequate storage for a long weekend trip. Smaller in size and lighter in weight, this kayak paddles effortlessly and is easy to load on your car. Don't be deceived by the size, if the weather blows up, the Merlin LT excels in rough and confused seas. Backrest Standard. Optional Backband.



Light, sleek and nimble, the Night Hawk 16 moves through the water with ease and carves turns with a slight lean. The moderate initial stability transitions to a solid secondary as you lean with no surprises in store. This kayak invites you to expand your paddling skills and rewards you for doing so. Its low windage, low foredeck is great for smaller paddlers. The retractable skeg expands the range of performance of the hull. Rigged for open water, this slim, sporty kayak can haul enough gear for a trip of several days. Backrest Standard - Optional Backband.



This roomy, full performance kayak will carry you and all the gear you want, and carry you in style. Designed for the larger paddler, this full volume kayak is a sea kayak supreme, with full deck rigging, bullheaded watertight bow and stern compartments, good sized hatch covers and a retractable skeg. Our large padded seat has a fully adjustable backrest or optional backband. The large cockpit is available with or without thigh bracing. The high stability combined with a good balance between tracking and turning make this a great open water kayak. Thigh braces and Backrest Standard. Optional no Thighbraces, Backband.



The Falcon S18 will give you a substantially higher top speed for those mile eating cruises or the expedition you have always been wanting to take on. The sleek lines and super efficient swede form hull design make her popular among racers or anyone who has an appetite for get up and go performance. Experienced paddlers will find the initial stability comfortable and the secondary awesome. The paddler looking for a long fast cruising kayak that will appreciate your developing skills should give the Falcon a test paddle for sure. Backband Standard, Optional Backrest.

Merlin LT

Length	13'6"
Beam in.	23"
Depth front	12"
Cockpit in.	K 31.5 x16.5
Seat	Fixed
Volume cu ft	9.5
Capacity lb.	325
Weight lb.	42

Night Hawk 16

Length	16'
Beam in.	22"
Depth front	12"
Cockpit in.	K 31.5 x16.5
Seat	Fixed
Volume cu ft	10.2
Capacity lb.	330
Weight lb.	49

Night Hawk 17.5

Length	17'6"
Beam in.	24.5"
Depth front	14"
Cockpit in.	35 x 18.5
Seat	Fixed
Volume cu ft	14.9
Capacity lb.	450
Weight lb.	60

Falcon S18

Length	18'
Beam in.	21"
Depth front	13"
Cockpit in.	K 31.5 x16.5
Seat	Fixed
Volume cu ft	11.6
Capacity lb.	360

K = Keyhole cockpit

Kayak Features



Infinity Seat *"Because you wear your Kayak"*

Eddyline's Infinity seat is designed for maximum adjustability for a custom fit.

The comfortable, padded sliding seat reduces fatigue and encourages proper paddling position. It has up to 3" of adjustment forward and back allowing the paddler to change position relative to the thigh braces for the best fit and to give you more control over the trim of the boat. The seat pad is comfortable and extremely easy to install, remove for cleaning, or replace.

The Super Support Backrest and ergonomic backband are interchangeable in a snap, padded for comfort and have both vertical and horizontal adjustment for a custom fit and on the move forward lean adjustment. The single hinge allows the back support to move with your body as you paddle and is spring loaded to always return to the upright position.

The hip struts are padded to give you comfortable contact and support.



Adjustable Seating

Adjustable and comfortable, the Fixed Seat backrest is hinged at the connection to the seat which allows it to be folded forward for ease of loading and for you to adjust it

forward or back to suit your preferred paddling position. You can also raise or lower it vertically with a simple locking knob in the back.

The backrest and hip struts are padded with nylon covered foam for additional comfort and support. The seat bottom pad is comfortable and extremely easy to install, remove for cleaning, or replace.



Skeg and Rudder

Rudders are often used to override problems with hull performance, particularly in windy and rough sea conditions (and sometimes to compensate for design problems). Beginners often like using rudders because they feel they have control of the kayak more quickly, even though this actually slows development of paddling skills. Rudders do have several disadvantages. Besides adding cost, they add windage, increased wetted surface area and they add wave and eddy making drag. When turned to "steer" or correct for wind or unbalanced loads, the drag is significantly greater. While Eddyline has used rudders on our single kayaks in the past (double kayaks will always need rudder assistance), we are now able to create hulls that are so well balanced in buoyancy and windage that rudder control is no longer necessary.

Today, we prefer the simplicity of a retractable skeg. Mechanically simpler, a skeg is a tracking device, not a steering device. A skeg can be used to correct for unbalanced loading and allows for the creation of a "variable" performance hull. This allows us to create a balanced hull that has more inherent maneuverability with the skeg retracted and still have great tracking with the skeg down. Skogs add a slight bit of wetted surface when used, but not the windage and other drags associated with rudders. Subtle adjustments of the skeg allow the paddler to eliminate the need for correctional strokes in variable weather and wave conditions, thereby focusing energy on getting to the destination.



Safety


Eddyline provides reentry bungies on the rear deck of all singles (except the Sandpiper). These cords work in conjunction with our Backfloat or any other paddle float device to stabilize the kayak while you get back in. The optional Backfloat however, has a dual purpose. It also functions as a backrest cushion which can enhance low back support and general comfort. Since it is mounted in the cockpit and already partially inflated, it is faster and easier to deploy than a common paddle float and always available.

The 2 point lines on the stern deck will hold a spare paddle. Bow deck lines can hold your chart or hand pump. There are perimeter lines on the deck of most singles. The compass recess on some models is located to allow easy reading of a tactical compass and still allow for a chart on the foredeck.



Ergonomic Foot Brace

The Sea Dog foot brace has 14" of adjustable travel with the flip of a lever. It is designed to be maintenance free, self cleaning and has tremendous strength. This ergonomically designed pedal makes it very comfortable even with bare feet and it won't come off the track when you are using it.



Retractable Carry Handles

This easy to use system keeps your handle always securely in place whether you are transporting the kayak on your car or paddling through waves and wind (available on most of our models).

Fusion Bulkheads

Waterproof Hatches

All Eddyline Kayaks have full flotation in the bow and stern. This is a commitment for the safety of our customers!

- Maximum buoyancy is provided in both ends of the kayak by a sealed bulkhead fore and aft of the cockpit. Fusion Bulkheads are welded in place, vented to prevent pressure buildup from changing temperatures and designed to eliminate pressure points. Access is provided through stiff, waterproof hatches with convenient tabs. These compartments are vitally important, making reentry into the kayak possible in the event of a capsize.

Recessed Deck Fittings

These deck fittings are secure and attractive and will not snag your clothing during rescue or reentry.



*Leading Innovation in Design and
Manufacturing for over 40 years*

Eddyline Kayaks

11977 Westar Lane

Burlington, WA 98233

Ph (360) 757-2300

Fax (360) 757-2302

Web: www.eddyline.com

email: talk2us@eddyline.com

Follow us on Facebook

*Please visit the Eddyline website
for in depth information on our
kayaks and paddles, care and repair
info, a list of worldwide dealers,
the Eddyline online store, technical
information, photo galleries and
more.*