




### Intercom Button

Enter Intercom Pairing Mode  
Start/End Intercom



Volume Up  
Music Track Forward  
FM Band Scan Up  
Battery Life Check



Volume Down  
Music Track Backward  
FM Band Scan Down  
FM Radio On



### Power Button

Power On/Off  
Mobile Phone Pairing  
Answer/End/Reject Phone Call  
Redial Last Number Called  
Activate Siri/S-voice

## TYPE

## OPERATION

## BUTTON COMMANDS

Power On/  
Power Off



Volume Up



Volume Down



Battery Life  
Prompt



Factory reset



Mobile Phone  
Pairing



Answer  
Phone Call



Disable Auto  
Answer Phone call



Enable Auto  
Answer Phone call



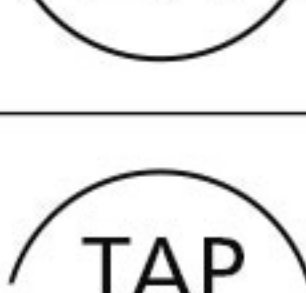
End  
Phone Call



Reject  
Phone Call




Redial  
Last number Called



Voice Command  
(Siri/S-Voice)



2-Way Pairing  
(Unit A, B)



① A and B



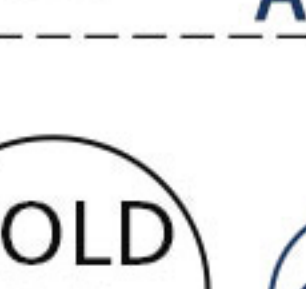
A or B

Start/End Intercom



② A or B

3-Way Pairing  
(Unit A, B, C)



① A and B



A or B

Start Intercom

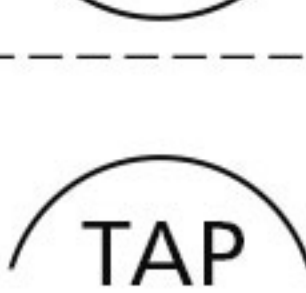


② B and C




B or C

End Intercom



B

4-Way Pairing  
(Unit A, B, C, D)

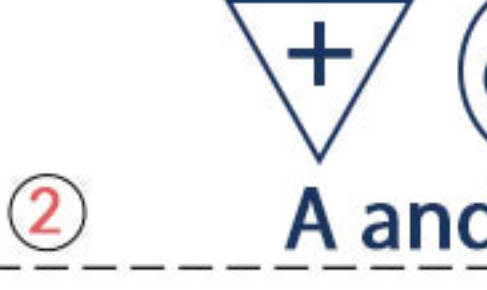


① B and C



B or C

Start Intercom

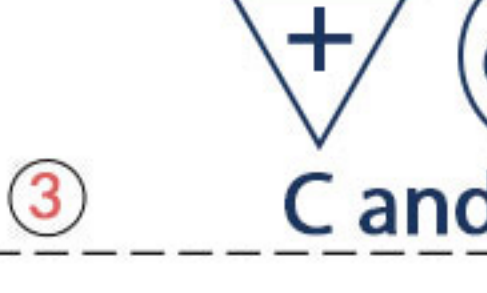


② A and B



A or B

End Intercom



③ C and D



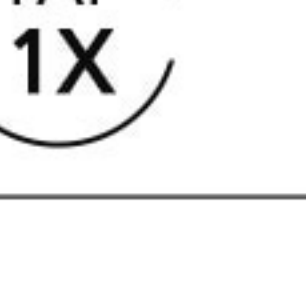
C or D

Start Intercom



B or C

End Intercom



B or C


Play/Pause



Track Forward



Track Backward



GPS Pairing



FM Radio On



Scan Up



Scan Down



Universal Pairing



①



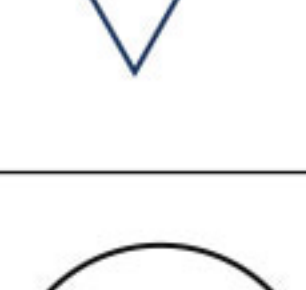
Follow the unit instruction to enter pairing mode

② Non-LEXIN / Other LEXIN Headsets



③

Start Intercom



End Intercom



## Basic Operation



## Mobile Phone



## Intercom



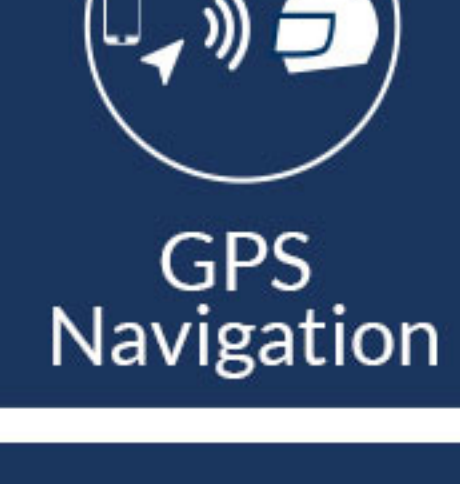
## Intercom



## Intercom



## Music



## GPS Navigation



## FM Radio



## Intercom